

# Service Delivery and Budget Implementation Plan (SDBIP) 1st Quarter Performance Report

2014/15



**GREATER TZANEEN MUNICIPALITY**

**Approved on 12 November 2014**

Acting Municipal Manager

Signature:

Mr. OZ Mkhombo

\_\_\_\_\_

## TABLE OF CONTENTS

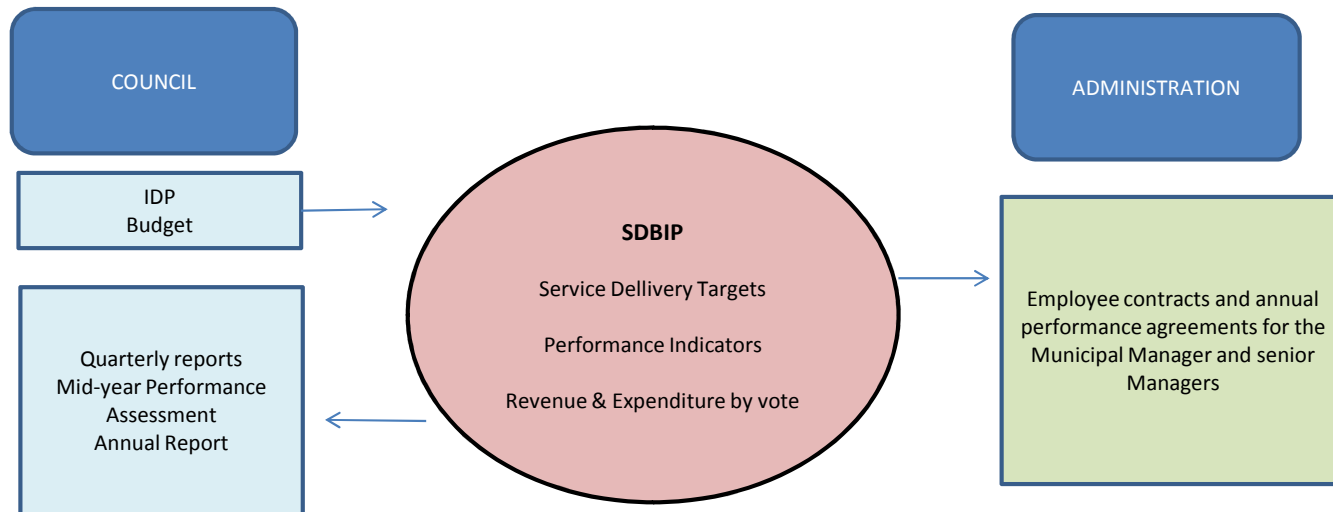
	<b>Page</b>
Introduction & Approval	3
Monthly Revenue Projections by source	5
Monthly Expenditure by vote	7
Quarterly Summary of Projected Revenue and Expenditure by Vote	12
Capital Works Plan	14
Summary of Financial Performance	28
Capital Funding by source & Expenditure by Source & Vote	29
Service Delivery Targets (KPIs & Projects) - Office of the Municipal Manager	31
Service Delivery Targets (KPIs & Projects) - Chief Financial Officer	41
Service Delivery Targets (KPIs & Projects) - Corporate Services	46
Service Delivery Targets (KPIs & Projects) - Community Services	53
Service Delivery Targets (KPIs & Projects) - Electrical Engineering	57
Service Delivery Targets (KPIs & Projects) - Engineering Services	61
Service Delivery Targets (KPIs & Projects) - Planning and Economic Development	66
Service Delivery Targets (KPIs & Projects) - Greater Tzaneen Economic Development Agency	69

## INTRODUCTION & APPROVAL

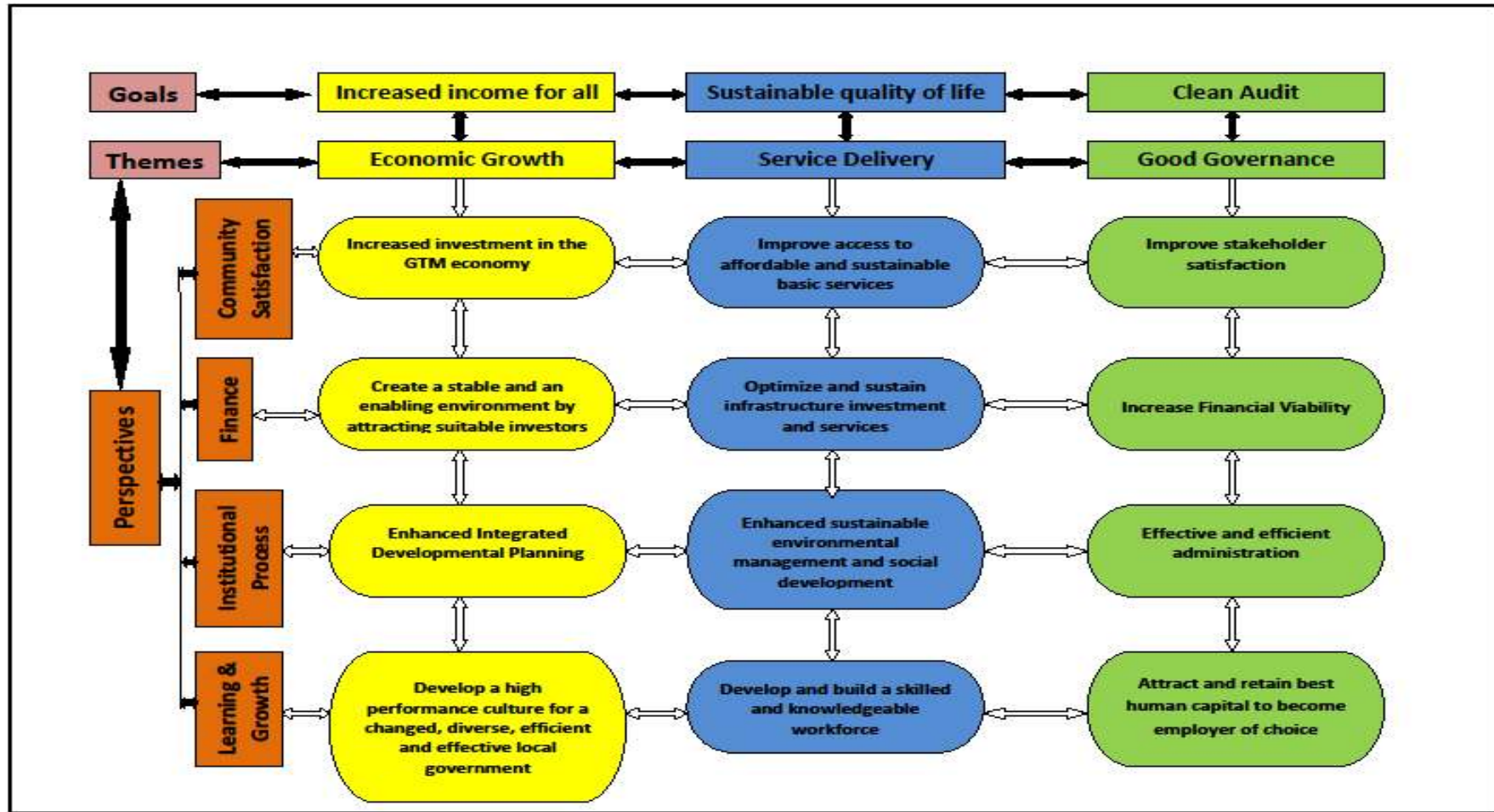
The Service Delivery and Budget Implementation Plan (SDBIP) serves as a “contract” (illustrated below) between the administration, council and the community, expressing the goals and objectives (see strategy map below) set by the Council as quantifiable outcomes that can be implemented by the administration over the next twelve months. This provides the basis for measuring performance in service delivery against end of year targets and therefore the implementation of the budget. The SDBIP is also a vital monitoring tool for the Mayor and Council to monitor in-year performance of the Municipal Manager and for the Municipal Manager to monitor the performance of all managers in the municipality within the financial year. This enables the Mayor and Municipal manager to be proactive and take remedial steps in the event of poor performance.

Being a management and implementation plan (and not a policy proposal), the SDBIP is not required to be approved by the council – it is however tabled before council and made public for information and for purposes of monitoring. The SDBIP should be seen as a dynamic document that may (at lower layers of the plan) be continually revised by the municipal manager and other top managers, as actual performance after each month or quarter is taken into account. However, the top-layer of the SDBIP and its targets cannot be revised without notifying the council as these are linked to the approved Budget and IDP, and if there is to be changes in service delivery targets and performance indicators, this must be with the approval of the council, following approval of an adjustments budget (section 54(1)(c) of MFMA).

The Municipal Manager is responsible for drafting the SDBIP and must submit to the Mayor for approval by no later than 28 days after approval of the budget. After approval the SDBIP must be made public.



GTM STRATEGY MAP 2014/15



**Monthly Revenue projections by source for 2014/15**

Source	Jul '14	Aug '14	Sep '14	Oct '14	Nov '14	Dec '14
	Projected	Projected	Projected	Projected	Projected	Projected
Property rates	6 564	6 713	6 592	6 628	6 723	5 928
Penalties imposed and collection charges on rates	370	269	279	400	419	277
Service charges	36 484	48 400	48 432	30 206	34 409	24 527
Rent of facilities and equipment	61	60	57	49	70	68
Interest earned - external investments	30	107	213	125	410	40
Interest earned - outstanding debtors	926	963	923	1 034	1 012	1 011
Fines	205	320	326	361	214	519
Licenses and Permits	35	-	68	119	46	40
Income from Agency services	3 166	1 991	2 005	2 281	6 014	4 755
Operating grants and subsidies	128 479	3 271	3 418	1 353	114 318	789
Other Revenue	8	1	188	246	479	6
equipment	-	-	-	-	-	-
Income foregone	(1 262)	(1 284)	(1 304)	(1 281)	(1 433)	(1 317)
<b>Total Revenue</b>	<b>175 065</b>	<b>60 811</b>	<b>61 196</b>	<b>41 523</b>	<b>162 681</b>	<b>36 643</b>

**Monthly Actual Revenue by source for 2014/15**

Source	Jul '14	Aug '14	Sep '14	Oct '14	Nov '14	Dec '14
	Actual	Actual	Actual	Actual	Actual	Actual
Property rates	7 565	7 735	7 638			
Penalties imposed and collection charges on rates	459	477	462			
Service charges	39 835	40 017	38 273			
Rent of facilities and equipment	66	72	123			
Interest earned - external investments	158	174	227			
Interest earned - outstanding debtors	1 623	1 627	1 477			
Fines	38	47	556			
Licenses and Permits	53	55	57			
Income from Agency services	4 229	3 466	3 895			
Operating grants and subsidies	124 523	2 252	10 065			
Other Revenue	388	211	46			
Gain on disposal of property, plant and equipment	0	0	0			
Income foregone	(1 485)	(1 694)	(1 610)			
<b>Total Revenue</b>	<b>177 452</b>	<b>54 438</b>	<b>61 209</b>	<b>-</b>	<b>-</b>	<b>-</b>

**Monthly Revenue projections by source for 2014/15**

Source	Jan '15	Feb '15	Mar '15	Apr '15	May '15	Jun '15	TOTAL
	Projected	Projected	Projected	Projected	Projected	Projected	Projected
Property rates	6 441	6 577	6 502	6 788	6 660	4 884	77 000
Penalties imposed and collection charges on rates	406	391	434	397	450	409	4 500
Service charges	33 261	29 136	30 414	32 544	33 278	49 659	430 752
Rent of facilities and equipment	59	65	70	69	70	61	759
Interest earned - external investments	115	136	192	37	276	320	2 001
Interest earned - outstanding debtors	1 038	989	1 046	1 084	869	905	11 800
Fines	215	162	251	236	201	202	3 210
Licenses and Permits	27	68	27	20	14	31	497
Income from Agency services	6 313	4 393	3 736	2 232	3 044	3 063	42 993
Operating grants and subsidies	698	8 969	97 374	147	178	5 851	364 845
Other Revenue	438	261	10	5	58	5 330	7 030
equipment	-	-	-	-	-	2 300	2 300
Income foregone	(1 085)	(1 212)	(1 268)	(510)	(1 309)	(1 309)	(14 575)
<b>Total Revenue</b>	<b>47 926</b>	<b>49 936</b>	<b>138 788</b>	<b>43 047</b>	<b>43 789</b>	<b>71 706</b>	<b>933 112</b>

**Monthly Actual Revenue by source for 2014/15**

Source	Jan '15	Feb '15	Mar '15	Apr '15	May '15	Jun '15	TOTAL
	Projected	Projected	Projected	Projected	Projected	Projected	Projected
Property rates							
Penalties imposed and collection charges on rates							
Service charges							
Rent of facilities and equipment							
Interest earned - external investments							
Interest earned - outstanding debtors							
Fines							
Licenses and Permits							
Income from Agency services							
Operating grants and subsidies							
Other Revenue							
Gain on disposal of property, plant and equipment							
Income foregone							
<b>Total Revenue</b>							

**Monthly Projected Expenditure by Vote  
2014/15**

Vote	Jul-14			Aug-14			Sep-14		
	Opex R '000	Capex R '000	Rev R '000	Opex R '000	Capex R '000	Rev R '000	Opex R '000	Capex R '000	Rev R '000
Municipal Manager	1 330		-	724		-	896		-
Financial Services	4 547		102 245	4 523		7 832	4 417		7 031
Corporate Services	5 765		-	6 025		-	6 305		-
Planning and Economic Development	1 792		2 069	1 545		-	1 420	519	2 201
Community Services	11 331		5 076	11 808		4 931	12 713		4 117
Engineering Services	9 573	2 080	30 522	10 310	2 395	60	13 128	5 396	84
Electrical Engineering	8 381		35 154	38 133	593	47 988	41 342	872	47 764
GTEDA									
<b>Total By Vote</b>	<b>42 719</b>	<b>2 080</b>	<b>175 065</b>	<b>73 067</b>	<b>2 988</b>	<b>60 811</b>	<b>80 221</b>	<b>6 787</b>	<b>61 196</b>

**Monthly Actual Expenditure by Vote  
2014/15**

Vote	Actual								
	Jul-14			Aug-14			Sep-14		
	Opex R '000	Capex R '000	Rev R '000	Opex R '000	Capex R '000	Rev R '000	Opex R '000	Capex R '000	Rev R '000
Municipal Manager	1 240	-	-	905			815		
Executive and Council	2 026	-	-	2 072			2 159		
Financial Services	5 798	2	103 737	4 169		9 644	4 569		8 376
Corporate Services	7 792	0	276	5 016		99	3 303		
Planning and Economic Development	2 018	3 348	3 449	2 809		6	2 404		9 883
Community Services	10 066	1	6 365	13 221		6 402	14 939		6 551
Engineering Services	3 462	1 278	25 701	5 018	2 398	113	4 766	13 447	161
Electrical Engineering	3 758	127	37 619	38 706	2 122	37 777	22 532	1 183	36 048
GTEDA	606	-	305	572	-	397	277	-	190
<b>Total By Vote</b>	<b>36 765</b>	<b>4 757</b>	<b>177 147</b>	<b>71 915</b>	<b>4 520</b>	<b>54 041</b>	<b>55 486</b>	<b>14 630</b>	<b>61 019</b>

**Monthly Projected Expenditure by Vote  
2014/15**

Vote	Oct-14			Nov-14			Dec-14		
	Opex R '000	Capex R '000	Rev R '000	Opex R '000	Capex R '000	Rev R '000	Opex R '000	Capex R '000	Rev R '000
Municipal Manager	854		-	914		-	996		-
Financial Services	4 508		7 290	4 196		83 198	6 116		6 177
Corporate Services	6 530		-	5 406		-	6 355		-
Planning and Economic Development	1 418	472	18	1 328	1 028	2 900	2 452	1 779	15
Community Services	14 100		4 450	12 518		8 581	13 206		7 107
Engineering Services	9 637	795	141	10 825	6 095	34 821	12 804	7 018	82
Electrical Engineering	28 655	2 805	29 623	29 044	820	33 181	28 777	5 500	23 262
GTEDA									
<b>Total By Vote</b>	<b>65 703</b>	<b>4 071</b>	<b>41 523</b>	<b>64 232</b>	<b>7 942</b>	<b>162 681</b>	<b>70 706</b>	<b>14 297</b>	<b>36 643</b>

**Monthly Actual Expenditure by Vote  
2014/15**

Vote	Actual								
	Oct-14			Nov-14			Dec-14		
	Opex R '000	Capex R '000	Rev R '000	Opex R '000	Capex R '000	Rev R '000	Opex R '000	Capex R '000	Rev R '000
Municipal Manager									
Executive and Council									
Financial Services									
Corporate Services									
Planning and Economic Development									
Community Services									
Engineering Services									
Electrical Engineering									
GTEDA									
<b>Total By Vote</b>	<b>-</b>	<b>-</b>	<b>-</b>	<b>-</b>	<b>-</b>	<b>-</b>	<b>-</b>	<b>-</b>	<b>-</b>



**Monthly Projected Expenditure by Vote  
2014/15**

Vote	Jan-15			Feb-15			Mar-15		
	Opex R '000	Capex R '000	Rev R '000	Opex R '000	Capex R '000	Rev R '000	Opex R '000	Capex R '000	Rev R '000
Municipal Manager	1 159		-	849		-	1 116		-
Financial Services	4 097		7 900	4 676		7 185	5 082		63 566
Corporate Services	10 875		-	5 224		-	5 659		-
Planning and Economic Development	1 355	222	2	1 369	176	7 737	3 517	-	7 095
Community Services	12 750		8 315	12 271		7 227	11 913		16 078
Engineering Services	9 953	3 839	79	10 908	8 649	121	10 511	13 309	22 000
Electrical Engineering	19 945	4 000	31 631	31 951	6 831	27 666	25 142	2 500	30 049
GTEDA									
<b>Total By Vote</b>	<b>60 134</b>	<b>8 061</b>	<b>47 926</b>	<b>67 247</b>	<b>15 655</b>	<b>49 936</b>	<b>62 940</b>	<b>15 809</b>	<b>138 788</b>

**Monthly Actual Expenditure by Vote  
2014/15**

Vote	Projected								
	Jan-15			Feb-15			Mar-15		
	Opex R '000	Capex R '000	Rev R '000	Opex R '000	Capex R '000	Rev R '000	Opex R '000	Capex R '000	Rev R '000
Municipal Manager									
Executive and Council									
Financial Services									
Corporate Services									
Planning and Economic Development									
Community Services									
Engineering Services									
Electrical Engineering									
GTEDA									
<b>Total By Vote</b>	<b>-</b>	<b>-</b>	<b>-</b>	<b>-</b>	<b>-</b>	<b>-</b>	<b>-</b>	<b>-</b>	<b>-</b>

**Monthly Projected Expenditure by Vote  
2014/15**

Vote	Apr-15			May-15			Jun-15		
	Opex R '000	Capex R '000	Rev R '000	Opex R '000	Capex R '000	Rev R '000	Opex R '000	Capex R '000	Rev R '000
Municipal Manager	954		-	923		-	1 815	450	-
Financial Services	5 764		7 965	4 079		7 282	19 204	300	11 209
Corporate Services	6 370		-	5 252		-	9 134	800	1
Planning and Economic Development	1 395	201	7	1 594	160	1	1 965	22 194	420
Community Services	14 336		4 411	12 167		5 113	21 255	2 325	5 792
Engineering Services	7 801	12 789	76	11 283	13 297	76	9 056	29 172	232
Electrical Engineering	29 604	1 000	30 588	26 278		31 317	67 342	10 526	47 552
GTEDA							6 475	25	6 500
<b>Total By Vote</b>	<b>66 223</b>	<b>13 990</b>	<b>43 047</b>	<b>61 576</b>	<b>13 457</b>	<b>43 789</b>	<b>136 246</b>	<b>65 793</b>	<b>71 706</b>

**Monthly Actual Expenditure by Vote  
2014/15**

Vote	Projected								
	Apr-15			May-15			Jun-15		
	Opex R '000	Capex R '000	Rev R '000	Opex R '000	Capex R '000	Rev R '000	Opex R '000	Capex R '000	Rev R '000
Municipal Manager									
Executive and Council									
Financial Services									
Corporate Services									
Planning and Economic Development									
Community Services									
Engineering Services									
Electrical Engineering									
GTEDA									
<b>Total By Vote</b>	<b>-</b>	<b>-</b>	<b>-</b>	<b>-</b>	<b>-</b>	<b>-</b>	<b>-</b>	<b>-</b>	<b>-</b>

**Monthly Projected Expenditure by Vote  
2014/15**

Vote	Total		
	Opex R '000	Capex R '000	Rev R '000
Municipal Manager	12 532	450	-
Financial Services	71 209	300	318 879
Corporate Services	78 900	800	1
Planning and Economic Development	21 149	26 751	22 465
Community Services	160 367	2 325	81 199
Engineering Services	125 789	104 832	88 294
Electrical Engineering	374 594	35 446	415 774
GTEDA	6 475	25	6 500
<b>Total By Vote</b>	<b>851 014</b>	<b>170 929</b>	<b>933 112</b>

**Monthly Actual Expenditure by Vote  
2014/15**

Vote	Projected		
	Opex R '000	Capex R '000	Rev R '000
Municipal Manager			
Executive and Council			
Financial Services			
Corporate Services			
Planning and Economic Development			
Community Services			
Engineering Services			
Electrical Engineering			
GTEDA			
<b>Total By Vote</b>	<b>-</b>	<b>-</b>	<b>-</b>

**Quarterly Summary of Projected  
Revenue and Expenditure by Vote  
(2014/15)**

Vote	Quarter ending 30 September 2014			Quarter ending 31 December 2014		
	Opex R '000	Capex R '000	Rev R '000	Opex R '000	Capex R '000	Rev R '000
Municipal Manager	2 950	–	–	2 765	–	–
Financial Services	13 487	–	117 108	14 821	–	96 665
Corporate Services	18 096	–	–	18 291	–	–
Planning and Economic Development	4 757	519	4 269	5 198	3 279	2 934
Community Services	35 851	–	14 124	39 825	–	20 139
Engineering Services	33 011	9 870	30 666	33 267	13 907	35 044
Electrical Engineering	87 856	1 465	130 905	86 475	9 124	86 066
GTEDA						
<b>Total By Vote</b>	<b>196 008</b>	<b>11 854</b>	<b>297 072</b>	<b>200 640</b>	<b>26 310</b>	<b>240 848</b>

**Quarterly Summary of Actual  
Revenue and Expenditure by Vote  
(2014/15)**

Vote	Quarter ending 30 September 2014			Quarter ending 31 December 2014		
	Opex R '000	Capex R '000	Rev R '000	Opex R '000	Capex R '000	Rev R '000
Municipal Manager	2 959	–	–			
Executive and Council	6 256	–	–			
Financial Services	14 536	2	121 758			
Corporate Services	16 111	0	375			
Planning and Economic Development	7 231	3 348	13 337			
Community Services	38 225	1	19 317			
Engineering Services	13 246	17 123	25 975			
Electrical Engineering	64 996	3 432	111 444			
<b>Total By Vote</b>	<b>163 561</b>	<b>23 907</b>	<b>292 207</b>			

**Quarterly Summary of Projected  
Revenue and Expenditure by Vote  
(2014/15)**

Vote	Quarter ending 31 March 2015			Quarter ending 30 June 2015			Total		
	Opex R '000	Capex R '000	Rev R '000	Opex R '000	Capex R '000	Rev R '000	Opex R '000	Capex R '000	Rev R '000
Municipal Manager	3 125	–	–	3 692	450	–	12 532	450	–
Financial Services	13 855	–	78 651	29 047	300	26 456	71 209	300	318 879
Corporate Services	21 757	–	–	20 756	800	1	78 900	800	1
Planning and Economic Development	6 240	398	14 834	4 954	22 556	428	21 149	26 751	22 465
Community Services	36 933	–	31 620	47 758	2 325	15 316	160 367	2 325	81 199
Engineering Services	31 372	25 796	22 200	28 139	55 258	384	125 789	104 832	88 294
Electrical Engineering	77 039	13 331	89 345	123 224	11 526	109 457	374 594	35 446	415 774
GTEDA				6 475	25	6 500	6 475	25	6 500
<b>Total By Vote</b>	<b>190 322</b>	<b>39 525</b>	<b>236 650</b>	<b>257 570</b>	<b>93 215</b>	<b>152 043</b>	<b>851 014</b>	<b>170 929</b>	<b>933 112</b>

**Quarterly Summary of Actual  
Revenue and Expenditure by Vote  
(2014/15)**

Vote	Quarter ending 31 March 2015			Quarter ending 30 June 2015			Total		
	Opex R '000	Capex R '000	Rev R '000	Opex R '000	Capex R '000	Rev R '000	Opex R '000	Capex R '000	Rev R '000
Municipal Manager							2 959	–	–
Executive and Council							6 256	–	–
Financial Services							14 536	2	121 758
Corporate Services							16 111	0	375
Planning and Economic Development							7 231	3 348	13 337
Community Services							38 225	1	19 317
Engineering Services							13 246	17 123	25 975
Electrical Engineering							64 996	3 432	111 444
<b>Total By Vote</b>							<b>163 561</b>	<b>23 907</b>	<b>292 207</b>

**CAPITAL WORKS PLAN 2014/15 - 2016/17**

Ward	Capital Item	Start Date	End Date	Projected Expenditure 2014/15												Total Budget 2014/15	Capital Budget 2015/2016	Capital Budget 2016/2017	Source of Funding	14/15 IDP Project Number	
				Jul '14	Aug '14	Sep '14	Oct '14	Nov '14	Dec '14	Jan '15	Feb '15	Mar '15	Apr '15	May '15	Jun '15						
<b>Office of the Municipal Manager</b>																					
Civic Centre	Purchase office furniture and Equipment for the MM's department	01/07/2014	30/06/2016	R -	R -	R -	R -	R -	R -	R -	R -	R -	R -	R 100 000	R 100 000	R 100 000	R 300 000	R 300 000	R 0	Own	MM149
Civic Centre	Performance Management Software	01/07/2014	30/06/2015	R -	R -	R -	R -	R 100 000	R -	R -	R -	R -	R -	R 150 000	R -	R -	R 250 000	R 0	R 0	Own	MM146
All	Purchase of the Audit Management Software	01/07/2015	30/06/2016	n/a	n/a	n/a	n/a	n/a	n/a	n/a	n/a	n/a	n/a	n/a	n/a	n/a	R 200 000	n/a		Own	MM181
<b>Office of the Chief Financial Officer</b>																					
Civic Centre	Purchase office furniture and Equipment for the CFO's office	01/07/2014	30/06/2016	R -	R -	R -	R -	R -	R -	R 50 000	R 50 000	R 50 000	R 50 000	R 50 000	R 50 000	R 50 000	R 300 000	R 300 000	n/a	Own	CFO150
<b>Corporate Services Department</b>																					
Civic Centre	Fireproofing (Environmental monitoring system)	01/07/2014	30/06/2015	R -	R -	R -	R -	R -	R -	R -	R -	R -	R -	R -	R -	R 500 000	R 500 000	n/a	n/a	Own	CORP148
Civic Centre	Purchase office furniture, equipment and books for the Corporate Services Department	01/07/2014	30/06/2016	R -	R -	R -	R -	R -	R -	R 50 000	R 50 000	R 50 000	R 50 000	R 50 000	R 50 000	R 50 000	R 300 000	R 300 000	n/a	Own	CORP152
Civic Centre	Job Evaluation System	01/07/2014	30/06/2015	n/a	n/a	n/a	n/a	n/a	n/a	n/a	n/a	n/a	n/a	n/a	n/a	n/a	n/a	n/a	R 10 994	GTM	CORP147
<b>Community Services Department</b>																					
All wards	Bulk Container at Tzaneen Sanlam Taxi rank	01/07/2014	30/06/2015	R -	R -	R -	R -	R -	R -	R -	R -	R -	R -	R 75 000	R -	R -	R 75 000	n/a	n/a	Own	CSD142
15,16 + 23	Bulk-recycling bins	01/07/2014	30/06/2015	R -	R -	R -	R -	R -	R -	R -	R -	R -	R -	R 180 000	R -	R -	R 180 000	n/a	n/a	Own	CSD141
All wards	Kerbside Removals: Purchasing Bulk-bins	01/07/2014	30/06/2015	R -	R -	R -	R -	R -	R -	R -	R -	R -	R -	R 50 000	R -	R -	R 50 000	n/a	n/a	Own	CSD136
15	Purchase 1 x High Pressure Cleaner	01/07/2014	30/06/2015	R -	R -	R -	R -	R -	R -	R -	R -	R -	R -	R 10 000	R -	R -	R 10 000	n/a	n/a	Own	CSD138
15	Purchase of 1 x Log-splitter	01/07/2014	30/06/2015	R -	R -	R -	R -	R -	R -	R -	R -	R -	R -	R -	R 200 000	R -	R 200 000	n/a	n/a	Own	CSD140
15	Purchase of 2 x Chain- saws	01/07/2014	30/06/2015	R -	R -	R -	R -	R -	R -	R -	R -	R -	R -	R -	R 10 000	R -	R 10 000	n/a	n/a	Own	CSD139
15,16,23,25, 27	Purchase furniture and Library equipment	01/07/2014	30/06/2016	R -	R -	R 75 000	R -	R 75 000	R -	R -	R -	R -	R 75 000	R -	R -	R 75 000	R 300 000	R 300 000		Own	CSD153
15	Purchase 1 x Tub-Grinder	01/07/2015	30/06/2016	n/a	n/a	n/a	n/a	n/a	n/a	n/a	n/a	n/a	n/a	n/a	n/a	n/a	R 1 000 000	n/a		Own	CSD137
15	6m³ Skips	01/07/2015	30/06/2016	n/a	n/a	n/a	n/a	n/a	n/a	n/a	n/a	n/a	n/a	n/a	n/a	n/a	R 60 500	n/a		Own	CSD143
15	Installation of a weigh bridge at Tzaneen DLTC	01/07/2015	30/06/2016	n/a	n/a	n/a	n/a	n/a	n/a	n/a	n/a	n/a	n/a	n/a	n/a	n/a		R 340 000		Own	CSD62

**CAPITAL WORKS PLAN 2014/15 - 2016/17**

Ward	Capital Item	Start Date	End Date	Projected Expenditure 2014/15												Total Budget 2014/15	Capital Budget 2015/2016	Capital Budget 2016/2017	Source of Funding	14/15 IDP Project Number	
				Jul '14	Aug '14	Sep '14	Oct '14	Nov '14	Dec '14	Jan '15	Feb '15	Mar '15	Apr '15	May '15	Jun '15						
19	Paving at Nkowankowa DLTC	01/07/2015	30/06/2016	n/a	n/a	n/a	n/a	n/a	n/a	n/a	n/a	n/a	n/a	n/a	n/a	n/a	R 30 000	R -	Own	ESD33	
19	Installation of a security system at Lenyenye offices	01/07/2015	30/06/2016	n/a	n/a	n/a	n/a	n/a	n/a	n/a	n/a	n/a	n/a	n/a	n/a	n/a	R 100 000	n/a	Own	CSD84	
16	Installation of a security system at Heanertsburg offices	01/07/2015	30/06/2016	n/a	n/a	n/a	n/a	n/a	n/a	n/a	n/a	n/a	n/a	n/a	n/a	n/a	R 100 000	n/a	Own	CSD85	
23	Installation of a security system at Letsitele offices	01/07/2015	30/06/2016	n/a	n/a	n/a	n/a	n/a	n/a	n/a	n/a	n/a	n/a	n/a	n/a	n/a	R 100 000	n/a	Own	CSD86	
21	Installation of a security system at Nkowankowa offices	01/07/2015	30/06/2016	n/a	n/a	n/a	n/a	n/a	n/a	n/a	n/a	n/a	n/a	n/a	n/a	n/a	R 100 000	n/a	Own	CSD83	
<b>Electrical Engineering Department</b>																					
27, 28	Apollo light at Burgersdorp	01/07/2014	30/06/2015	R -	R -	R -	R 46 800	R -	R -	R -	R -	R -	R 473 200	R -	R -	R -	R 520 000			Own	EED43
26	Apollo lights at Khopo	01/07/2014	30/06/2015	R -	R -	R -	R 46 800	R -	R -	R -	R -	R -	R 473 200	R -	R -	R -	R 520 000			Own	EED44
2	Apollo lights at Mawa Block 8 and 9	01/07/2014	30/06/2015	R -	R -	R -	R 46 800	R -	R -	R -	R -	R -	R 473 200	R -	R -	R -	R 520 000	R 540 000		Own	EED46
1	Apollo lights at Moloko and Pelana village	01/07/2014	30/06/2015	R -	R -	R -	R 46 800	R -	R -	R -	R -	R -	R 473 200	R -	R -	R -	R 520 000			Own	EED 33
All	Installation of new streetlights (12)	01/07/2014	30/06/2018	R -	R -	R -	R -	R -	R -	R -	R 150 000	R -	R -	R -	R -	R -	R 150 000	R 200 000	R -	Own	EED42
17	Traffic lights at Letaba Cross	01/07/2014	30/06/2015	R -	R -	R -	R -	R -	R -	R -	R -	R -	R 200 000	R 100 000	R -	R -	R 300 000	n/a	n/a	GTM	EED56
15	Traffic lights at R71 turn off Deemark	01/07/2014	30/06/2015	R -	R -	R -	R -	R -	R -	R -	R -	R -	R 200 000	R 100 000	R -	R -	R 300 000	n/a	n/a	GTM	EED57
14/15	11kv Cable from Church substation via old SAR to Power station	01/07/2013	30/06/2014	R 2 000 000	R 1 000 000	R 1 000 000	R 500 000	R 500 000	R 0	R 500 000	R 500 000	R 500 000	R 500 000	R 500 000	R 500 000	R 8 000 000	R 2 000 000	n/a	Own	EED95	
ALL	Energy efficiency and demand	01/07/2014	30/06/2016	R -	R -	R -	R 1 000 000	R 1 000 000	R -	R -	R -	R 500 000	R 500 000	R -	R 500 000	R 500 000	R 4 000 000	R 6 000 000	R 5 000 000	DoE	EED88
14,15	Protection relays (66kv & 132 kv subs)	01/07/2014	30/06/2016	R -	R -	R -	R -	R -	R -	R -	R -	R -	R 650 000.0	R -	R -	R -	R 650 000	R 700 000	R 250 000	Own	EED96
All	Substation tripping batteries	01/07/2014	30/06/2017	R -	R -	R -	R -	R 200 000	R -	R -	R -	R -	R -	R -	R -	R -	R 200 000	R 250 000	R 300 000	Own	EED98
Civic Centre	Replacement of airconditioners in Municipal Buildings	01/07/2014	30/06/2017	R -	R -	R -	R -	R -	R -	R -	R -	R -	R 50 000	R -	R -	R -	R 50 000	R 50 000	R 50 000	Own	EED100
14,15	Miniature substations (NERSA Audit)	01/07/2014	30/06/2017	R -	R -	R -	R 935 000	R -	R -	R -	R 10 000	R 10 000	R 10 000	R 10 000	R 10 000	R 15 000	R 1 000 000	R 1 000 000	R 3 000 000	Own	EED97

**CAPITAL WORKS PLAN 2014/15 - 2016/17**

Ward	Capital Item	Start Date	End Date	Projected Expenditure 2014/15												Total Budget 2014/15	Capital Budget 2015/2016	Capital Budget 2016/2017	Source of Funding	14/15 IDP Project Number	
				Jul '14	Aug '14	Sep '14	Oct '14	Nov '14	Dec '14	Jan '15	Feb '15	Mar '15	Apr '15	May '15	Jun '15						
ALL	Provision of Capital Tools (Urban)	01/07/2014	30/06/2015	R -	R -	R -	R 16 666.67	R 16 666.67	R 16 666.67	R 16 666.67	R 16 666.67	R 16 666.67	R 16 666.67	R 16 666.67	R 16 666.67	R 150 000	R 150 000	R 250 000	Own	EED100	
23	Rebuilding of Lines-Eureka - De neck (9 km)	01/07/2014	30/06/2015	R -	R -	R -	R -	R -	R -	R -	R -	R 100 000	R 100 000	R 100 000	R 200 000	R 200 000	R 700 000	n/a	n/a	Own	EED90
13	Rebuilding of Lines-Mapietskop - Mzalaar (7km)	01/07/2014	30/06/2015	R -	R -	R -	R -	R -	R -	R -	R -	R 100 000	R 100 000	R 100 000	R 200 000	R 200 000	R 700 000	n/a	n/a	Own	EED91
14	Rebuilding of Lines-Politsi valley - Dap Nauda (15 km)	01/07/2014	30/06/2015	R -	R -	R -	R -	R -	R -	R -	R -	R 200 000	R 200 000	R 200 000	R 200 000	R 200 000	R 1 000 000	n/a	n/a	Own	EED92
15	Renewal, Repairs and Maintenance on pre-paid meters (Tzaneen, Letsitele & ...)	01/07/2014	30/06/2019	R 0	R 30 000	R 10 000	R 10 000	R 100 000	R 100 000	R 0	R 50 000	R 50 000	R 100 000	R 51 000	R 55 460	R 556 460	R 600 000	800000	Own	EED89	
ALL	Telephone Network Management System (Control Room)	01/07/2014	30/06/2015	R 0	R 0	R 0	R 0	R 0	R 300 000	R 0	R 0	R 0	R 0	R 0	R 0	R 300 000	n/a	n/a	Own	EED93	
ALL	Service Contribution	01/07/2014	30/06/2015	R 0	R 0	R 0	R 0	R 0	R 0	R 2 500 000	R 2 500 000	R 2 500 000	R 2 500 000	R 2 500 000	R 2 500 000	R 15 000 000	R 15 000 000	R 20 000 000	Own	ESD87	
Civic Centre	Purchase office furniture and equipment for the Electrical Engineering Department	01/07/2014	30/06/2016	R 0	R 0	R 0	R 0	R 50 000	R 50 000	R 0	R 100 000	R 100 000	R 0	R 0	R 0	R 300 000	R 300 000		Own	EE 193	
4	Apollo lights at 5 prioritised areas	01/07/2016	30/06/2017	n/a	n/a	n/a	n/a	n/a	n/a	n/a	n/a	n/a	n/a	n/a	n/a	n/a		R 2 970 000	Own	EED55	
21	Apollo lights at Lusaka	01/07/2015	30/06/2016	n/a	n/a	n/a	n/a	n/a	n/a	n/a	n/a	n/a	n/a	n/a	n/a	n/a	R 540 000		Own	EED50	
13	Apollo lights at Mandlakazi	01/07/2015	30/06/2016	n/a	n/a	n/a	n/a	n/a	n/a	n/a	n/a	n/a	n/a	n/a	n/a	n/a	R 540 000		Own	EED54	
23	Apollo lights at Mariveni	01/07/2015	30/06/2016	n/a	n/a	n/a	n/a	n/a	n/a	n/a	n/a	n/a	n/a	n/a	n/a	n/a	R 540 000		Own	EED48	
32	Apollo lights at Moime and Shikwambana	01/07/2015	30/06/2016	n/a	n/a	n/a	n/a	n/a	n/a	n/a	n/a	n/a	n/a	n/a	n/a	n/a	R 540 000		Own	EED49	
9	Apollo lights at Moleketla	01/07/2015	30/06/2016	n/a	n/a	n/a	n/a	n/a	n/a	n/a	n/a	n/a	n/a	n/a	n/a	n/a	R 540 000		Own	EED52	
24	Apollo lights at Petanenge and Zanghoma	01/07/2015	30/06/2016	n/a	n/a	n/a	n/a	n/a	n/a	n/a	n/a	n/a	n/a	n/a	n/a	n/a	R 540 000		Own	EED47	
9	Apollo lights at Sethong	01/07/2015	30/06/2016	n/a	n/a	n/a	n/a	n/a	n/a	n/a	n/a	n/a	n/a	n/a	n/a	n/a	R 540 000		Own	EED51	
4	Apollo lights at Xiboko	01/07/2015	30/06/2016	n/a	n/a	n/a	n/a	n/a	n/a	n/a	n/a	n/a	n/a	n/a	n/a	n/a	R 540 000		Own	EED53	
22	Traffic light at R36 Rita turn off to Ramalema	01/07/2015	30/06/2016	n/a	n/a	n/a	n/a	n/a	n/a	n/a	n/a	n/a	n/a	n/a	n/a	n/a		R 400 000	Own	EE 92	



**CAPITAL WORKS PLAN 2014/15 - 2016/17**

Ward	Capital Item	Start Date	End Date	Projected Expenditure 2014/15												Total Budget 2014/15	Capital Budget 2015/2016	Capital Budget 2016/2017	Source of Funding	14/15 IDP Project Number
				Jul '14	Aug '14	Sep '14	Oct '14	Nov '14	Dec '14	Jan '15	Feb '15	Mar '15	Apr '15	May '15	Jun '15					
16	Traffic lights at Letaba Cross	01/07/2014	30/06/2015	n/a	n/a	n/a	n/a	n/a	n/a	n/a	n/a	n/a	n/a	n/a	n/a	n/a	R 300 000		Own	EE62
31	Traffic lights at R36 turn off Lenvenve	01/07/2015	30/06/2016	n/a	n/a	n/a	n/a	n/a	n/a	n/a	n/a	n/a	n/a	n/a	n/a	n/a	R 400 000	Own	EE 93	
13	Traffic lights at R71 turn off Deemark	01/07/2014	30/06/2015	n/a	n/a	n/a	n/a	n/a	n/a	n/a	n/a	n/a	n/a	n/a	n/a	R 300 000		Own	EE 91	
22	Traffic light at R36 Rita turn off to Ramalema	01/07/2015	30/06/2016	n/a	n/a	n/a	n/a	n/a	n/a	n/a	n/a	n/a	n/a	n/a	n/a	R 400 000		GTM	EED58	
15	Traffic lights at Agatha-Skirving street	01/07/2016	30/06/2017	n/a	n/a	n/a	n/a	n/a	n/a	n/a	n/a	n/a	n/a	n/a	n/a	n/a	R 440 000	GTM	EED60	
31	Traffic lights at R36 turn off Lenvenve	01/07/2015	30/06/2016	n/a	n/a	n/a	n/a	n/a	n/a	n/a	n/a	n/a	n/a	n/a	n/a	R 400 000		GTM	EED59	
15	Traffic lights at Skirving -Peace street	01/07/2016	30/06/2017	n/a	n/a	n/a	n/a	n/a	n/a	n/a	n/a	n/a	n/a	n/a	n/a	n/a	R 440 000	GTM	EED61	
14	Cable network renewal- Tzaneen	01/07/2015	30/06/2017	n/a	n/a	n/a	n/a	n/a	n/a	n/a	n/a	n/a	n/a	n/a	n/a	R 1 500 000	R 5 000 000	Own	EED95	
ALL	Installation of Fire wall protection	01/07/2015	30/06/2017	n/a	n/a	n/a	n/a	n/a	n/a	n/a	n/a	n/a	n/a	n/a	n/a	R 1 550 000	R 2 000 000	Own	EED109	
15	Installation of New 2 x 20 MVA Transformers	01/07/2015	30/06/2016	n/a	n/a	n/a	n/a	n/a	n/a	n/a	n/a	n/a	n/a	n/a	n/a	R 5 000 000	n/a	Own	EED107	
ALL	Installation of New Automatic reclosers	01/07/2015	30/06/2017	n/a	n/a	n/a	n/a	n/a	n/a	n/a	n/a	n/a	n/a	n/a	n/a	R 1 500 000	R 3 500 000	Own	EED110	
ALL	Provision of Capital Tools (Outliving)	01/07/2016	30/06/2017	n/a	n/a	n/a	n/a	n/a	n/a	n/a	n/a	n/a	n/a	n/a	n/a	n/a	R 150 000	Own	EED115	
23	Rebuilding of Lines- Gravelote - De Neck (15km)	01/07/2015	30/06/2016	n/a	n/a	n/a	n/a	n/a	n/a	n/a	n/a	n/a	n/a	n/a	n/a	R 2 000 000	n/a	Own	EED102	
16	Rebuilding of Lines- Greenfog - Heanerstburg (12km)	01/07/2015	30/06/2016	n/a	n/a	n/a	n/a	n/a	n/a	n/a	n/a	n/a	n/a	n/a	n/a	R 2 000 000	n/a	Own	EED101	
23	Rebuilding of Lines- Lalapanzi - Waterbok (7km)	01/07/2015	30/06/2016	n/a	n/a	n/a	n/a	n/a	n/a	n/a	n/a	n/a	n/a	n/a	n/a	R 1 500 000	n/a	Own	EED103	
19	Rebuilding of Lines- Letsitele valley substation - Bosbou and all T.off. (22km)	01/07/2015	30/06/2016	n/a	n/a	n/a	n/a	n/a	n/a	n/a	n/a	n/a	n/a	n/a	n/a	R 2 000 000	n/a	Own	EED104	
14	Moolman to Dap Naude overhead line	01/07/2016	30/06/2017	n/a	n/a	n/a	n/a	n/a	n/a	n/a	n/a	n/a	n/a	n/a	n/a	n/a	R 1 800 000	GTM	EED110	

**CAPITAL WORKS PLAN 2014/15 - 2016/17**

Ward	Capital Item	Start Date	End Date	Projected Expenditure 2014/15												Total Budget 2014/15	Capital Budget 2015/2016	Capital Budget 2016/2017	Source of Funding	14/15 IDP Project Number	
				Jul '14	Aug '14	Sep '14	Oct '14	Nov '14	Dec '14	Jan '15	Feb '15	Mar '15	Apr '15	May '15	Jun '15						
14	A46 Makgobaskloof overhead line	01/07/2016	30/06/2017	n/a	n/a	n/a	n/a	n/a	n/a	n/a	n/a	n/a	n/a	n/a	n/a	n/a		R 1 000 000	GTM	EED111	
16	Ebenezer to Rooikoppies overhead line	01/07/2016	30/06/2017	n/a	n/a	n/a	n/a	n/a	n/a	n/a	n/a	n/a	n/a	n/a	n/a	n/a		R 1 700 000	GTM	EED115	
13	California to Taganshoek overhead line	01/07/2016	30/06/2017	n/a	n/a	n/a	n/a	n/a	n/a	n/a	n/a	n/a	n/a	n/a	n/a	n/a		R 1 500 000	GTM	EED113	
15	Cable ring for Riverside sub to church sub	01/07/2016	30/06/2017	n/a	n/a	n/a	n/a	n/a	n/a	n/a	n/a	n/a	n/a	n/a	n/a	n/a		R 1 000 000	GTM	EED114	
15	Old technology main circuit breakers in towns	01/07/2016	30/06/2017	n/a	n/a	n/a	n/a	n/a	n/a	n/a	n/a	n/a	n/a	n/a	n/a	n/a		R 3 000 000	GTM	EED116	
15	Replace 10 x mini-sub per annum (NERSA)	01/07/2016	30/06/2017	n/a	n/a	n/a	n/a	n/a	n/a	n/a	n/a	n/a	n/a	n/a	n/a	n/a		R 3 000 000	GTM	EED117	
ALL	Fault Path Indicators on Rural Lines in the Tzaneen Electricity Distribution Area	01/07/2016	30/06/2017	n/a	n/a	n/a	n/a	n/a	n/a	n/a	n/a	n/a	n/a	n/a	n/a	n/a		R 150 000	GTM	EED118	
ALL	Replace 10x11kv and 6x33 kv auto-reclosers per annum	01/07/2016	30/06/2017	n/a	n/a	n/a	n/a	n/a	n/a	n/a	n/a	n/a	n/a	n/a	n/a	n/a		R 3 500 000	GTM	EED119	
13	Replace sub-station protection relays, 8 per annum	01/07/2016	30/06/2017	n/a	n/a	n/a	n/a	n/a	n/a	n/a	n/a	n/a	n/a	n/a	n/a	n/a		R 250 000	GTM	EED120	
14,15	Retrofitting old pannels with new safe technologies	01/07/2015	30/06/2017	n/a	n/a	n/a	n/a	n/a	n/a	n/a	n/a	n/a	n/a	n/a	n/a	n/a	R 2 600 000	R 3 000 000	Own	EED108	
ALL	Streetlights truck (Cherry Picker)	01/07/2016	30/06/2017	n/a	n/a	n/a	n/a	n/a	n/a	n/a	n/a	n/a	n/a	n/a	n/a	n/a	n/a	R 900 000	Own	ESD112	
<b>Engineering Services Department</b>																					
All	Hawkers esplanades in rural areas	01/07/2014	30/06/2015	R -	R -	R -	R -	R -	R -	R -	R -	R -	R -	R -	R -	R -	R -	R 100 000		GTM	ESD135
8	Construction of a new community hall at Relela Cluster	01/07/2014	30/06/2016	R -	R -	R -	R -	R -	R -	R -	R -	R -	R -	R -	R -	R -	R -	R 2 334 504	R 9 165 496	MIG	ESD134
23	Public toilet-block at Letsitele Sanlam Taxi rank	01/07/2014	30/06/2015	R -	R -	R -	R -	R -	R -	R 50 000	R -	R -	R 50 000	R -	R -	R -	R -	R 100 000	n/a	Own	ESD73
15	Public toilet-block at Tzaneen Jhb Taxi Rank	01/07/2014	30/06/2015	R -	R -	R -	R -	R -	R -	R 75 000	R -	R -	R 75 000	R -	R -	R -	R -	R 150 000	n/a	Own	ESD74

**CAPITAL WORKS PLAN 2014/15 - 2016/17**

Ward	Capital Item	Start Date	End Date	Projected Expenditure 2014/15												Total Budget 2014/15	Capital Budget 2015/2016	Capital Budget 2016/2017	Source of Funding	14/15 IDP Project Number
				Jul '14	Aug '14	Sep '14	Oct '14	Nov '14	Dec '14	Jan '15	Feb '15	Mar '15	Apr '15	May '15	Jun '15					
15	Public toilet-block at Tzaneen Sanlam Taxi rank	01/07/2014	30/06/2015	R -	R -	R -	R -	R -	R 75 000	R -	R -	R 75 000	R -	R -	R -	R 150 000	n/a	n/a	Own	ESD72
16	Haenertsburg DoC entrance road	01/07/2014	30/06/2015	R -	R -	R -	R -	R 200 000	R 300 000	R -	R -	R -	R -	R -	R -	R 500 000	R -	R -	Own	ESD27
19	Nkowankowa DoC entrance road	01/07/2014	30/06/2015	R -	R -	R -	R -	R 200 000	R 300 000	R -	R -	R -	R -	R -	R -	R 500 000	R -	R -	Own	ESD28
14	Agatha Cemetery low level bridge	01/07/2014	30/06/2016	R -	R -	R -	R -	R -	R -	R -	R -	R 150 000	R -	R -	R 350 000	R 500 000	R 1 000 000	R -	GTM	ESD12
12	Khubu to Lwandlamuni Low Level bridge	01/07/2014	30/06/2016	R -	R -	R -	R -	R -	R -	R -	R -	R 150 000	R -	R -	R 350 000	R 500 000	R 400 000		Own Source	ESD 17
32	Mokonyane low level bridge	01/07/2014	30/06/2016	R 0	R 0	R 0	R 0	R 100 000	R 0	R 0	R 0	R 100 000	R 0	R 0	R 300 000	R 500 000	R 800 000		Own Source	ESD14
7	Moruji to Matswi, Kheshokolwe Tar Road	01/07/2014	30/06/2016	R 0	R 0	R 0	R 2 000 000	R 2 000 000	R 0	R 2 000 000	R 0	R 1 570 000	R 2 000 000	R 2 500 000	R 2 500 000	R 14 571 797	R 31 648 367	R 36 889 917	MIG & GTM	ESD9
30	Pedestrian Bridge at Marumofase	01/07/2014	30/06/2015	R 0	R 0	R 0	R 1 000 000	R 1 000 000	R 0		R 1 000 000	R 1 000 000	R 1 000 000	R 1 120 155	R 0	R 6 120 155	R -	R -	GTM	ESD11
4	Rikhotso low level bridge	01/07/2014	30/06/2016	R -	R -	R -	R -	R -	R 120 000	R -	R -	R 550 000	R -	R -	R 330 000	R 1 000 000	R 400 000		Own Source	ESD13
22,23,24	Rita, Khopo, Lefara, Zanghoma, Uhuru, Xipungu to Mariveni Tar Road	01/07/2014	30/06/2018	R -	R -	R -	R 2 000 000	R 2 500 000	R 1 500 000	R -	R 1 500 000	R 1 571 000	R 2 500 000	R 1 500 000	R 1 500 000	R 14 571 797	R 23 064 138	R 28 057 031	MIG & GTM	ESD7
7&11	Thapane to Moruji Tar	01/07/2014	30/06/2015	R 2 000 000	R 2 000 000	R 2 000 000	R 2 000 000	R 3 166 000	R 2 000 000	R -	R -	R 1 500 000	R 2 000 000	R 2 500 000	R 1 000 000	R 36 551 029	R -	0	GTM & MIG	ESD6
28,29	Tickyline, Myakayaka, Burgersdorp, Gavaza to Mafarana Tar Road	01/07/2014	30/06/2018	R -	R -	R -	R 2 000 000	R 3 000 000	R -	R -	R -	R 2 070 000	R 2 500 000	R 2 500 000	R 2 500 000	R 14 571 979	R 23 159 138	R 26 386 982	MIG & GTM	ESD8
14	Tzaneen swimming pool upgrade and refurbishment	01/07/2014	30/06/2015	R 1 500 000	R 1 500 000	R 1 500 000	R 1 500 000	R 1 500 000	R 955 060	0	R 1 000 000	R 900 000	0	0	0	R 10 355 060	R -	R -	MIG & GTM	ESD128
15	Replacement of roof in the civic centre in Tzaneen	01/07/2014	30/06/2015	R -	R -	R -	R -	R -	R -	R 250 000	R -	R -	R 250 000	R -	R -	R 500 000	n/a	n/a	Own	ESD75
31	Upgrading of Lenyeny Stadium (phase 2)	01/07/2014	30/06/2015	R 1 500 000	R 1 500 000	R 1 675 000	R 1 500 000	R 1 500 000	R -	R -	R 1 500 000	R 1 500 030	R -	R -	R -	R 10 675 030	R -	R -	MIG	ESD130
All	Purchase generators	01/07/2014	30/06/2015	R -	R -	R -	R -	R -	R 60 000	R -	R -	R -	R -	R -	R -	R 60 000	R -	R -	Own	ESD36
All	Purchase Survey Equipment	01/07/2014	30/06/2015	R -	R -	R -	R -	R -	R 150 000	R -	R -	R -	R -	R -	R -	R 150 000	R -	R -	Own	ESD35

**CAPITAL WORKS PLAN 2014/15 - 2016/17**

Ward	Capital Item	Start Date	End Date	Projected Expenditure 2014/15												Total Budget 2014/15	Capital Budget 2015/2016	Capital Budget 2016/2017	Source of Funding	14/15 IDP Project Number	
				Jul '14	Aug '14	Sep '14	Oct '14	Nov '14	Dec '14	Jan '15	Feb '15	Mar '15	Apr '15	May '15	Jun '15						
All	Purchase welding machines	01/07/2014	30/06/2015	R -	R -	R -	R -	R -	R 25 000	R -	R -	R -	R -	R -	R -	R -	R 25 000	R -	R -	Own	ESD37
Civic Centre	Purchase office furniture and Equipment for the Engineering Services Department	01/07/2014	30/06/2016	R -	R -	R -	R -	R -	R 50 000	R -	R 50 000	R 50 000	R 50 000	R 50 000	R 50 000	R 300 000	R 300 000		Own	ESD154	
6	Construction of a new community hall at Runnymede Cluster	01/07/2015	30/06/2017	n/a	n/a	n/a	n/a	n/a	n/a	n/a	n/a	n/a	n/a	n/a	n/a	n/a	R 10 550 926	R 12 972 000	MIG	ESD133	
15	Toilets at Mulati and Shiluvane	01/07/2016	30/06/2017	n/a	n/a	n/a	n/a	n/a	n/a	n/a	n/a	n/a	n/a	n/a	n/a	n/a	n/a	R 120 000	Own	ESD75	
31	Lenyenyé DoC entrance road	01/07/2015	30/06/2016	n/a	n/a	n/a	n/a	n/a	n/a	n/a	n/a	n/a	n/a	n/a	n/a	n/a	R 600 000	R -	Own	ESD31	
23	Letsitele DoC entrance road	01/07/2015	30/06/2016	n/a	n/a	n/a	n/a	n/a	n/a	n/a	n/a	n/a	n/a	n/a	n/a	n/a	R 600 000	R -	Own	ESD30	
15	Tzaneen landfill site entrance	01/07/2015	30/06/2016	n/a	n/a	n/a	n/a	n/a	n/a	n/a	n/a	n/a	n/a	n/a	n/a	n/a	R 500 000	R -	Own	ESD29	
31	Lenyenyé DoC entrance road	01/07/2015	30/06/2016	n/a	n/a	n/a	n/a	n/a	n/a	n/a	n/a	n/a	n/a	n/a	n/a	n/a	R 600 000	R -	GTM	ESD31	
32	Depatjeng-Maake Low level bridge	01/07/2016	30/06/2017	n/a	n/a	n/a	n/a	n/a	n/a	n/a	n/a	n/a	n/a	n/a	n/a	n/a		R 500 000	GTM	ESD19	
16	Lephepane-Leseka Primary School Low Level Bridge	01/07/2017	30/06/2018	n/a	n/a	n/a	n/a	n/a	n/a	n/a	n/a	n/a	n/a	n/a	n/a	n/a		R 500 000	GTM	ESD20	
2	Ga-Wally Low Level Bridge	01/07/2018	30/06/2019	n/a	n/a	n/a	n/a	n/a	n/a	n/a	n/a	n/a	n/a	n/a	n/a	n/a		R 500 000	GTM	ESD21	
14	Bulldozer	01/07/2016	30/06/2017	n/a	n/a	n/a	n/a	n/a	n/a	n/a	n/a	n/a	n/a	n/a	n/a	n/a		R 2 200 000	GTM	ESD40	
All	Graders	01/07/2016	30/06/2017	n/a	n/a	n/a	n/a	n/a	n/a	n/a	n/a	n/a	n/a	n/a	n/a	n/a		R 2 250 000	GTM	ESD38	
14	Heavy-duty concrete paving at Recycling Depot	01/07/2016	30/06/2017	n/a	n/a	n/a	n/a	n/a	n/a	n/a	n/a	n/a	n/a	n/a	n/a	n/a	R -	R 200 000	GTM	ESD34	
14	Heavy-duty concrete paving at Tzaneen Landfill site	01/07/2015	30/06/2016	n/a	n/a	n/a	n/a	n/a	n/a	n/a	n/a	n/a	n/a	n/a	n/a	n/a	R 200 000	R -	GTM	ESD32	
9	Khwekhwe low level bridge	01/07/2015	30/06/2016	n/a	n/a	n/a	n/a	n/a	n/a	n/a	n/a	n/a	n/a	n/a	n/a	n/a	R 1 500 000		Own Source	ESD 15	
23	Letsitele DoC entrance road	01/07/2015	30/06/2016	n/a	n/a	n/a	n/a	n/a	n/a	n/a	n/a	n/a	n/a	n/a	n/a	n/a	R 600 000	R -	GTM	ESD30	
All	Lowbed	01/07/2016	30/06/2017	n/a	n/a	n/a	n/a	n/a	n/a	n/a	n/a	n/a	n/a	n/a	n/a	n/a		R 2 300 000	GTM	ESD41	
2	Mawa Block 12 Low level bridge	01/07/2015	30/06/2016	n/a	n/a	n/a	n/a	n/a	n/a	n/a	n/a	n/a	n/a	n/a	n/a	n/a		R 1 500 000	Own Source	ESD16	
17	Mokgoloboto Low level bridge	01/07/2016	30/06/2017	n/a	n/a	n/a	n/a	n/a	n/a	n/a	n/a	n/a	n/a	n/a	n/a	n/a		R 500 000	Own Source	ESD18	

**CAPITAL WORKS PLAN 2014/15 - 2016/17**

Ward	Capital Item	Start Date	End Date	Projected Expenditure 2014/15												Total Budget 2014/15	Capital Budget 2015/2016	Capital Budget 2016/2017	Source of Funding	14/15 IDP Project Number
				Jul '14	Aug '14	Sep '14	Oct '14	Nov '14	Dec '14	Jan '15	Feb '15	Mar '15	Apr '15	May '15	Jun '15					
All	Speed humps	01/07/2015	30/06/2016	n/a	n/a	n/a	n/a	n/a	n/a	n/a	n/a	n/a	n/a	n/a	n/a	n/a	R 1 000 000	R -	Own	ESD26
All	TLB	01/07/2016	30/06/2017	n/a	n/a	n/a	n/a	n/a	n/a	n/a	n/a	n/a	n/a	n/a	n/a	n/a		R 1 000 000	GTM	ESD39
14	Tzaneen landfill site entrance road	01/07/2015	30/06/2016	n/a	n/a	n/a	n/a	n/a	n/a	n/a	n/a	n/a	n/a	n/a	n/a	n/a	R 500 000	R -	GTM	ESD29
16	Expansion of storeroom at Tzaneen Testing Station and shelves	01/07/2015	30/06/2016	n/a	n/a	n/a	n/a	n/a	n/a	n/a	n/a	n/a	n/a	n/a	n/a	n/a	R 135 000	n/a	Own	ESD81
31	Fencing at Lenyenye Satellite Office	01/07/2015	30/06/2016	n/a	n/a	n/a	n/a	n/a	n/a	n/a	n/a	n/a	n/a	n/a	n/a	n/a	R 50 000	n/a	Own	ESD70
15	Palisade fencing at Civic centre in Tzaneen	01/07/2015	30/06/2016	n/a	n/a	n/a	n/a	n/a	n/a	n/a	n/a	n/a	n/a	n/a	n/a	n/a	R 300 000	n/a	Own	ESD71
16	Refurbishment to Heanerstburg offices	01/07/2015	30/06/2016	n/a	n/a	n/a	n/a	n/a	n/a	n/a	n/a	n/a	n/a	n/a	n/a	n/a	R 200 000	n/a	Own	ESD79
31	Refurbishment to Lenyenye offices	01/07/2015	30/06/2016	n/a	n/a	n/a	n/a	n/a	n/a	n/a	n/a	n/a	n/a	n/a	n/a	n/a	R 200 000	n/a	Own	ESD78
19	Refurbishment to Letsitele offices	01/07/2015	30/06/2016	n/a	n/a	n/a	n/a	n/a	n/a	n/a	n/a	n/a	n/a	n/a	n/a	n/a	R 200 000	n/a	Own	ESD80
19	Refurbishment to Nkowankowa offices	01/07/2015	30/06/2016	n/a	n/a	n/a	n/a	n/a	n/a	n/a	n/a	n/a	n/a	n/a	n/a	n/a	R 200 000	n/a	Own	ESD76
13	Tzaneen air field fencing	01/07/2015	30/06/2016	n/a	n/a	n/a	n/a	n/a	n/a	n/a	n/a	n/a	n/a	n/a	n/a	n/a	R 800 000	n/a	Own	ESD69
28	Upgrading of Burgersdorp sport facility	01/07/2014	30/06/2015	n/a	n/a	n/a	n/a	n/a	n/a	n/a	n/a	n/a	n/a	n/a	n/a	n/a		R 4 000 000	MIG & Own	ESD131
All	Building Control Management System	01/07/2016	30/06/2017	n/a	n/a	n/a	n/a	n/a	n/a	n/a	n/a	n/a	n/a	n/a	n/a	n/a		R 4 000 000	Own	ESD68
<b>Planning and Economic Development</b>																				
Civic Centre	Purchase office furniture and Equipment for the PED department	01/07/2014	30/06/2016	R -	R 20 000	R 60 000	R 60 000	R 60 000	R 60 000	R 40 000	R -	R -	R -	R -	R -	R -	R 300 000	R 300 000	Own	PED151
15	Talana Hostel programme	01/07/2014	30/06/2016	R -	R -	R -	R -	R 35 000	R -	R -	R -	R 120 000.00	R -	R -	R 195 000	R 350 000	R 500 000	R 500 000	Own Source	PED 5
19	Acquisition of land at Nkowankowa (Cemetery)	01/07/2014	30/06/2016	R -	R -	R -	R -	R -	R -	R -	R -	R -	R -	R -	R 800 000	R 800 000	R 1 000 000	R 0	Own Source	PED 3
14	Acquisition of land at Politsi (residential)	01/07/2014	30/06/2016	R 3 000 000	R -	R -	R -	R -	R -	R -	R -	R -	R -	R -	R -	R 3 000 000	R 0	R 0	Own Source	PED1
17	Transfer of state land to GTM (Regional Cemetery) HASIVONA 561LT	01/07/2014	30/06/2016	R -	R -	R -	R -	R 150 000	R -	R -	R -	R -	R -	R -	R 200 000	R 350 000	R 1 000 000	R 0	Own Source	PED 4

**CAPITAL WORKS PLAN 2014/15 - 2016/17**

Ward	Capital Item	Start Date	End Date	Projected Expenditure 2014/15												Total Budget 2014/15	Capital Budget 2015/2016	Capital Budget 2016/2017	Source of Funding	14/15 IDP Project Number
				Jul '14	Aug '14	Sep '14	Oct '14	Nov '14	Dec '14	Jan '15	Feb '15	Mar '15	Apr '15	May '15	Jun '15					
16	Acquisition of land at Tzaneen (Residential)	01/07/2015	30/06/2016	n/a	n/a	n/a	n/a	n/a	n/a	n/a	n/a	n/a	n/a	n/a	n/a	n/a	R 4 000 000	R 0	Own Source	PED 2
ALL	Revitalization of Agricultural Schemes within GTM	01/07/2016	30/06/2017	n/a	n/a	n/a	n/a	n/a	n/a	n/a	n/a	n/a	n/a	n/a	n/a	n/a	R 500 000	R 0	Own	PED146

**CAPITAL WORKS PLAN 2014/15 - 2016/17**

Ward	Capital Item	Start Date	End Date	Total Budget 2014/15	Actual Expenditure 2014/15												Total Expenditure to date	Source of Funding	14/15 IDP Project Number
					Jul '14	Aug '14	Sep '14	Oct '14	Nov '14	Dec '14	Jan '15	Feb '15	Mar '15	Apr '15	May '15	Jun '15			
<b>Office of the Municipal Manager</b>																			
Civic Centre	Purchase office furniture and Equipment for the MM's department	01/07/2014	30/06/2016	R 300 000	R 0	R 0	R 0										R 0	Own	MM149
Civic Centre	Performance Management Software	01/07/2014	30/06/2015	R 250 000	R 0	R 0	R 0										R 0	Own	MM146
<b>Office of the Chief Financial Officer</b>																			
Civic Centre	Purchase office furniture and Equipment for the CFO's office	01/07/2014	30/06/2016	R 300 000	R 1 750.00	R 0	R 0										R 1 750	Own	CFO150
<b>Corporate Services Department</b>																			
Civic Centre	Fireproofing (Environmental monitoring system)	01/07/2014	30/06/2015	R 500 000	R 0	R 0	R 0										R 0	Own	CORP148
Civic Centre	Purchase office furniture, equipment and books for the Corporate Services Department	01/07/2014	30/06/2016	R 300 000	R -35.00	R 0	R 0										R -35	Own	CORP152
<b>Community Services Department</b>																			
All wards	Bulk Container at Tzaneen Sanlam Taxi rank	01/07/2014	30/06/2015	R 75 000	R 0	R 0	R 0										R 0	Own	CSD142
15,16 + 23	Bulk-recycling bins	01/07/2014	30/06/2015	R 180 000	R 0	R 0	R 0										R 0	Own	CSD141
All wards	Kerbside Removals: Purchasing Bulk-bins	01/07/2014	30/06/2015	R 50 000	R 0	R 0	R 0										R 0	Own	CSD136
15	Purchase 1 x High Pressure Cleaner	01/07/2014	30/06/2015	R 10 000	R 0	R 0	R 0										R 0	Own	CSD138
15	Purchase of 1 x Log-splitter	01/07/2014	30/06/2015	R 200 000	R 0	R 0	R 0										R 0	Own	CSD140
15	Purchase of 2 x Chain- saws	01/07/2014	30/06/2015	R 10 000	R 0	R 0	R 0										R 0	Own	CSD139
15,16,23,25, 27	Purchase furniture and Library equipment	01/07/2014	30/06/2016	R 300 000	R 1 443	R 0	R 0										R 1 443	Own	CSD153
<b>Electrical Engineering Department</b>																			
27, 28	Apollo light at Burgersdorp	01/07/2014	30/06/2015	R 520 000	R 0	R 0	R 0										R 0	Own	EED43
26	Apollo lights at Khogo	01/07/2014	30/06/2015	R 520 000	R 0	R 0	R 0										R 0	Own	EED44
2	Apollo lights at Mawa Block 8 and 9	01/07/2014	30/06/2015	R 520 000	R 0	R 0	R 0										R 0	Own	EED46
1	Apollo lights at Moloko and Palana village	01/07/2014	30/06/2015	R 520 000	R 0	R 0	R 0										R 0	Own	EED 33
All	Installation of new streetlights (12)	01/07/2014	30/06/2018	R 150 000	R 0	R 0	R 0										R 0	Own	EED42
17	Traffic lights at Letaba Cross	01/07/2014	30/06/2015	R 300 000	R 0	R 0	R 0										R 0	GTM	EED56

**CAPITAL WORKS PLAN 2014/15 - 2016/17**

Ward	Capital Item	Start Date	End Date	Total Budget 2014/15	Actual Expenditure 2014/15												Total Expenditure to date	Source of Funding	14/15 IDP Project Number
					Jul '14	Aug '14	Sep '14	Oct '14	Nov '14	Dec '14	Jan '15	Feb '15	Mar '15	Apr '15	May '15	Jun '15			
15	Traffic lights at R71 turn off Deernark	01/07/2014	30/06/2015	R 300 000	R 0	R 0	R 0										R 0	GTM	EED57
14/15	11kv Cable from Church substation via old SAR to Power station	01/07/2013	30/06/2014	R 8 000 000	R 0	R 0	R 0										R 0	Own	EED95
ALL	Energy efficiency and demand	01/07/2014	30/06/2016	R 4 000 000	R 0	R 1 943 872	R 970 723										R 2 914 595	DoE	EED88
14,15	Protection relays (66kv & 132 kv subs)	01/07/2014	30/06/2016	R 650 000	R 0	R 0	R 0										R 0	Own	EED96
All	Substation tripping batteries	01/07/2014	30/06/2017	R 200 000	R 0	R 0	R 0										R 0	Own	EED98
Civic Centre	Replacement of airconditioners in Municipal Buildings	01/07/2014	30/06/2017	R 50 000	R 0	R 0	R 0										R 0	Own	EED100
14,15	Miniature substations (NERSA Audit)	01/07/2014	30/06/2017	R 1 000 000	R 0	R 0	R 0										R 0	Own	EED97
ALL	Provision of Capital Tools (Urban)	01/07/2014	30/06/2015	R 150 000	R 0	R 1 691.00	R 0										R 1 691.00	Own	EED100
23	Rebuilding of Lines-Eureka - De neck (9 km)	01/07/2014	30/06/2015	R 700 000	R 0	R 0	R 0										R 0	Own	EED90
13	Rebuilding of Lines-Mapietskop - Mtzelaar (7km)	01/07/2014	30/06/2015	R 700 000	R 0	R 0	R 0										R 0	Own	EED91
14	Rebuilding of Lines-Politsi valley - Dap Naude (15 km)	01/07/2014	30/06/2015	R 1 000 000	R 0	R 0	R 0										R 0	Own	EED92
15	Renewal, Repairs and Maintenance on pre-paid meters (Tzaneen, Letsitele & Politsi)	01/07/2014	30/06/2019	R 556 460	R 0	R 0	R 0										R 0	Own	EED89
ALL	Telephone Network Management System (Control Room)	01/07/2014	30/06/2015	R 300 000	R 0	R 0	R 0										R 0	Own	EED93
ALL	Service Contribution	01/07/2014	30/06/2015	R 15 000 000	R 127 362	R 176 334	R 212 091										R 515 787.00	Own	ESD87
Civic Centre	Purchase office furniture and equipment for the Electrical Engineering Department	01/07/2014	30/06/2016	R 300 000	R 0	R 0	R 0										R 0	Own	EE 193
<b>Engineering Services Department</b>																			
All	Hawkers esplanades in rural areas	01/07/2014	30/06/2015	R 100 000	R 0	R 0	R 0										R 0	GTM	ESD135
8	Construction of a new community hall at Relela Cluster	01/07/2014	30/06/2016	R 2 334 504	R 0	R 0	R 0										R 0	MIG	ESD134



**CAPITAL WORKS PLAN 2014/15 - 2016/17**

Ward	Capital Item	Start Date	End Date	Total Budget 2014/15	Actual Expenditure 2014/15												Total Expenditure to date	Source of Funding	14/15 IDP Project Number
					Jul '14	Aug '14	Sep '14	Oct '14	Nov '14	Dec '14	Jan '15	Feb '15	Mar '15	Apr '15	May '15	Jun '15			
23	Public toilet-block at Letsitele Sanlam Taxi rank	01/07/2014	30/06/2015	R 100 000	R 0	R 0	R 0										R 0	Own	ESD73
15	Public toilet-block at Tzaneen Jhb Taxi Rank	01/07/2014	30/06/2015	R 150 000	R 0	R 0	R 0										R 0	Own	ESD74
15	Public toilet-block at Tzaneen Sanlam Taxi rank	01/07/2014	30/06/2015	R 150 000	R 0	R 0	R 0										R 0	Own	ESD72
16	Haenertsburg DoC entrance road	01/07/2014	30/06/2015	R 500 000	R 0	R 0	R 0										R 0	Own	ESD27
19	Nkowankowa DoC entrance road	01/07/2014	30/06/2015	R 500 000	R 0	R 0	R 0										R 0	Own	ESD28
14	Agatha Cemetery low level bridge	01/07/2014	30/06/2016	R 500 000	R 0	R 0	R 0										R 0	GTM	ESD12
12	Khubu to Lwandlamuni Low Level bridge	01/07/2014	30/06/2016	R 500 000	R 0	R 0	R 0										R 0	Own Source	ESD 17
32	Mokonyane low level bridge	01/07/2014	30/06/2016	R 500 000	R 0	R 0	R 0										R 0	Own Source	ESD14
7	Moruji to Matswi, Kheshokolwe Tar Road	01/07/2014	30/06/2016	R 14 571 797	R 0	R 0	R 0										R 0	MIG & GTM	ESD9
30	Pedestrian Bridge at Marumofase	01/07/2014	30/06/2015	R 6 120 155	R 0	R 0	R 0										R 0	GTM	ESD11

**CAPITAL WORKS PLAN 2014/15 - 2016/17**

Ward	Capital Item	Start Date	End Date	Total Budget 2014/15	Actual Expenditure 2014/15												Total Expenditure to date	Source of Funding	14/15 IDP Project Number
					Jul '14	Aug '14	Sep '14	Oct '14	Nov '14	Dec '14	Jan '15	Feb '15	Mar '15	Apr '15	May '15	Jun '15			
4	Rikhotso low level bridge	01/07/2014	30/06/2016	R 1 000 000	R 0	R 0	R 0										R 0	Own Source	ESD13
22,23,24	Rita, Khopo, Lefara, Zanghoma, Uhuru, Xipungu to Mariveni Tar Road	01/07/2014	30/06/2018	R 14 571 797	R 0	R 0	R 0										R 0	MIG & GTM	ESD7
7&11	Thapane to Morija Tar	01/07/2014	30/06/2015	R 36 551 029	R 1 233 798	R 0	R 8 048 888										R 9 282 686	GTM & MIG	ESD6
28,29	Ticklyline, Myakayaka, Burgersdorp, Gavaza to Mafarana Tar Road	01/07/2014	30/06/2018	R 14 571 979	R 0	R 0	R 0										R 0	MIG & GTM	ESD8
14	Tzaneen swimming pool upgrade and refurbishment	01/07/2014	30/06/2015	R 10 355 060	R 0	R 0	R 365 025										R 365 025	MIG & GTM	ESD128
15	Replacement of roof in the civic centre in Tzaneen	01/07/2014	30/06/2015	R 500 000	R 0	R 0	R 0										R 0	Own	ESD75
31	Upgrading of Lenyeny Stadium (phase 2)	01/07/2014	30/06/2015	R 10 675 030	R 0	R 0	R 0										R 0	MIG	ESD130
All	Purchase generators	01/07/2014	30/06/2015	R 60 000	R 0	R 0	R 0										R 0	Own	ESD36
All	Purchase Survey Equipment	01/07/2014	30/06/2015	R 150 000	R 0	R 0	R 0										R 0	Own	ESD35
All	Purchase welding machines	01/07/2014	30/06/2015	R 25 000	R 0	R 0	R 0										R 0	Own	ESD37
Civic Centre	Purchase office furniture and Equipment for the Engineering Services department	01/07/2014	30/06/2016	R 300 000	R 0	R 0	R 0										R 0	Own	ESD154
<b>Planning and Economic Development</b>																			
Civic Centre	Purchase office furniture and Equipment for the PED department	01/07/2014	30/06/2016	R 300 000	R 0	R 0	R 0										R 0	Own	PED151
15	Talana Hostel programme	01/07/2014	30/06/2016	R 350 000	R 0	R 0	R 0										R 0	Own Source	PED 5
19	Acquisition of land at Nkowankowa (Cemetery)	01/07/2014	30/06/2016	R 800 000	R 3 348 000	R 0	R 0										R 3 348 000	Own Source	PED 3
14	Acquisition of land at Poltisi (residential)	01/07/2014	30/06/2016	R 3 000 000	R 0	R 0	R 0										R 0	Own Source	PED1
17	Transfer of state land to GTM (Regional Cemetery) HASIVONA S&L T	01/07/2014	30/06/2016	R 350 000	R 0	R 0	R 0										R 0	Own Source	PED 4
<b>Total</b>				<b>R 157 497 811</b>	<b>R 4 712 318</b>	<b>R 2 121 897</b>	<b>R 9 596 727</b>	<b>R 0</b>	<b>R 0</b>	<b>R 0</b>	<b>R 0</b>	<b>R 0</b>	<b>R 0</b>	<b>R 0</b>	<b>R 0</b>	<b>R 0</b>	<b>R 16 430 942</b>		

**CAPITAL WORKS PLAN 2014/15 - 2016/17**

Ward	Capital Item	Start Date	End Date	Total Budget 2014/15	Actual Expenditure 2014/15												Total Expenditure to date	Source of Funding	14/15 IDP Project Number
					Jul '14	Aug '14	Sep '14	Oct '14	Nov '14	Dec '14	Jan '15	Feb '15	Mar '15	Apr '15	May '15	Jun '15			
<b>2013/14 Roll Over projects</b>																			
3	Ramotshinyadi to Mokgwathi Tar Road	01/07/2013	30/06/2016		R 44 502												R 44 502	Own Source	ES 15 (12/13)
9	Mopye Low Level Bridge	01/07/2013	30/06/2016			R 125 789	R 542 000										R 667 789	Own Source	*063 (11/12)
1	Senakwe to Morapalala Tar road	01/07/2013	30/06/2016			R 1 617 909											R 1 617 909	Own Source	ES 8 (13/14)
25	Mafarana to Sedan Tar Road	01/07/2013	30/06/2016			R 654 019	R 3 393 936										R 4 047 955	Own Source	ES 10 (13/14)
<b>Total (Rollover)</b>					<b>R 44 502</b>	<b>R 2 397 717</b>	<b>R 3 935 936</b>										<b>R 6 378 155</b>		

## Summary of Financial Performance 2014/15

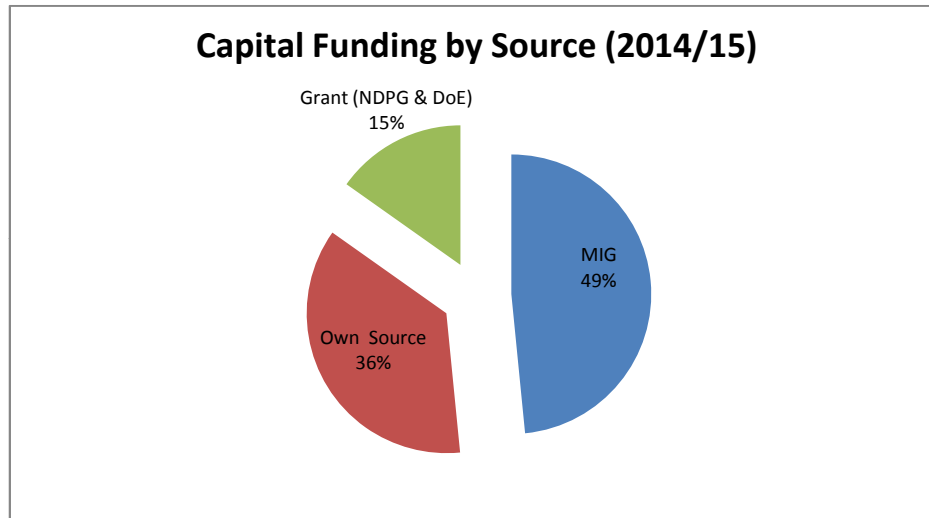
2014/15 FY		30 Sept '14		30 Dec '14		30 Mar '15		30 Jun '15	
Revenue	Budget	Year to date receipt	% Receipt	Year to date receipt	% Receipt	Year to date receipt	% Receipt	Year to date receipt	% Receipt
Grants & Subsidies	364 845 000	136 839 732	38%						
Rates & Taxes (billing)	497 676 643	14 692 389	19%						
Rates & Taxes (collection rate)	94%	91%	91%						
Debtors age analysis	249 008 997	349 580 250							
Bank Balance	22 332 967	15 043 421							

2014/15 FY		30 Sept '14		30 Dec '14		30 Mar '15		30 Jun '15	
Expenditure	Budget	Year to date exp	% Spent	Year to date exp	% Spent	Year to date exp	% Spent	Year to date exp	% Spent
Salaries & Allowances	251 231 012	58 816 876	23%						
Remuneration of Councillors	21 028 678	4 994 532	24%						
Repairs & Maintenance	125 368 193	10 184 085	8%						
Bulk Purchases	268 820 574	52 455 408	20%						
Contracted Services	39 382 693	10 113 194	26%						
Other Expenditure	145 183 199	28 406 498	20%						
Operating Expenditure	851 014 349	164 970 594	19%						
Capital Expenditure	170 928 970	23 906 485	14%						

2014/15 FY		30 Sept '14		30 Dec '14		30 Mar '15		30 Jun '15	
Conditional Grants	Budget	Year to date exp	% Spent	Year to date exp	% Spent	Year to date exp	% Spent	Year to date exp	% Spent
FMG	1 600 000	182 938	11%						
INEP	6 000 000	962 667	16%						
EEDG	4 000 000	2 914 595	73%						
NDPG	21 951 000	2 591 644	12%						
MSIG	934 000	531 426	57%						
MIG	87 083 000	9 692 212	11%						
EPWP	2 060 000	363 468	18%						

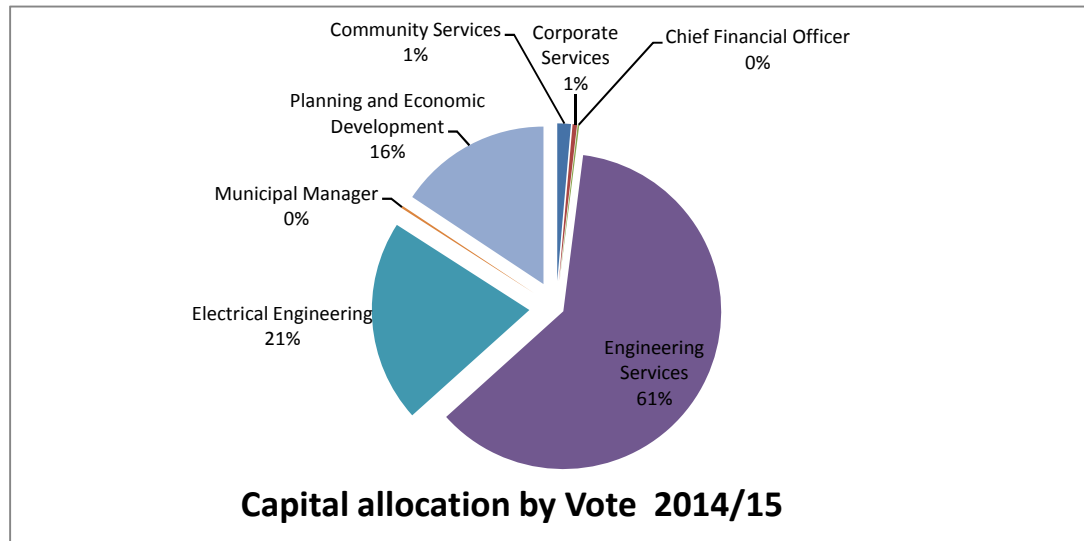
### 2014/15 Capital Funding by source

Funding Source	Budget (R '000)	% from source	Exp 30 Sept '14)	% of total spent 1st Qtr	Exp 30 Dec '14	% of total spent 2nd Qtr	Exp 30 Mar '15	% of total spent 3rd Qtr	Exp 30 Jun '15	% of total spent 4th Qtr
MIG	82 793	48.4%	9 647 711	11.65%				0		0
Own Source	62 185	36.4%	3 868 636	6.22%				0		0
Grant (NDPG & DoE)	25 951	15.2%	0	0.00%				0		0
<b>Total</b>	<b>R 170 928 970</b>	<b>100%</b>	<b>R 13 516 347</b>	<b>14%</b>	<b>0</b>		<b>-</b>		<b>-</b>	



### 2014/15 Capital Allocation by vote

Vote	Budget (R '000)	%	Exp 30 Sept '14)	% of total spent 1st Qtr	Exp 30 Dec '14	% of total spent 2nd Qtr	Exp 30 Mar '15	% of total spent 3rd Qtr	Exp 30 Jun '15	% of total spent 4th Qtr
Community Services	2 325	1.36%	1	0.00%						
Corporate Services	800	0.47%	(0)							
Chief Financial Officer	300	0.18%	2	0.00%						
Engineering Services	104 832	61.34%	9 648	5.65%						
Electrical Engineering	35 446	20.74%	517	0.30%						
Municipal Manager	450	0.26%	-							
Planning and Economic Development	26 751	15.65%	3 348	1.96%						
<b>Total</b>	<b>R 170 903 970</b>	<b>100%</b>	<b>R 13 516 347</b>	<b>10%</b>	<b>-</b>	<b>0%</b>	<b>-</b>	<b>0%</b>	<b>-</b>	<b>0%</b>



### Key Performance Indicators (KPIs) - Office of the Municipal Manager

KPA/ Theme	Strategic Objective	Programme	Strategic KPI	Baseline (end June 2014)	Target Sept '14	Actual Achieved 30 Sept '14	Target Dec '14	Target Mar '15	Target Jun '15	Reason for deviation	Measures taken to improve	Means of verification
BSD	Enhance sustainable environmental management and social development	Disaster management	# of disaster awareness campaigns conducted (schools)	0	6	6	7	9	15	None	None	Programme & Awareness campaign Attendance register
BSD	Enhance sustainable environmental management and social development	Disaster management	Annual Disaster Management report submitted to MDM	None	10-Aug	03-Sep	Not applicable this quarter	Not applicable this quarter	Not applicable this quarter	Scheduling of cluster meetings	Follows up made with cluster meetings	Annual Report Acknowledgement of receipt from MDM
BSD	Enhance sustainable environmental management and social development	Disaster management	Annual Disaster Management report submitted to Council within legislated timeframes	6 Aug '13	31-Jul	28-Aug	Not applicable this quarter	Not applicable this quarter	Not applicable this quarter	Scheduling of Council sitting was the delay	Follow up with the corporate calendar	Disaster Management Report Council Resolution
BSD	Enhance sustainable environmental management and social development	Disaster management	% disaster incidences responded to (relieved) within 72-hours	100%	100%	100%	100%	100%	100%	None	None	Relief reports
BSD	Enhance sustainable environmental management and social development	Disaster management	# of Event Disaster Risk and Contingency Plans developed for stakeholders	3	3	5	6	9	12	None	None	Event Disaster Risk and Contingency Plans d
GG	Effective and Efficient administration	Council Support	# of GTM Council resolutions implemented vs # passed	100%	100%	17%	100%	100%	100%	Departments not completing the resolution register to indicate whether implemented or not	Various emails was sent to Directors	Council annual program Resolution register
GG	Effective and Efficient administration	Management and Administration	# Management meetings	7	3	4	6	9	12	None	None	Invitations Minutes & Attendance Registers

### Key Performance Indicators (KPIs) - Office of the Municipal Manager

KPA/ Theme	Strategic Objective	Programme	Strategic KPI	Baseline (end June 2014)	Target Sept '14	Actual Achieved 30 Sept '14	Target Dec '14	Target Mar '15	Target Jun '15	Reason for deviation	Measures taken to improve	Means of verification
GG	Effective and Efficient administration	Performance monitoring and reporting	Mid-year performance report submitted to PT, COGHSTA, and AG by 25 Jan	24-Jan	Not applicable this quarter	Not applicable this quarter	Not applicable this quarter	25-Jan	Not applicable this quarter	n/a	n/a	Mid-year Performance Report Acknowledgement of Receipt
GG	Effective and Efficient administration	Performance monitoring and reporting	<i>Draft Annual Report considered by Council by 31 Jan</i>	31-Jan	Not applicable this quarter	Not applicable this quarter	Not applicable this quarter	31-Jan	Not applicable this quarter	n/a	n/a	Draft Annual Report Council Minutes
GG	Effective and Efficient administration	Performance monitoring and reporting	<i>Draft Annual Report advertised for public comments by 5 Feb</i>	07-Feb	Not applicable this quarter	Not applicable this quarter	Not applicable this quarter	05-Feb	Not applicable this quarter	n/a	n/a	Newspaper Adverts Website printscreen
GG	Effective and Efficient administration	Performance monitoring and reporting	<i>Annual Report approved by Council by 31 March</i>	31-Mar	Not applicable this quarter	Not applicable this quarter	Not applicable this quarter	31-Mar	Not applicable this quarter	n/a	n/a	Final Annual Report Council Minutes
GG	Effective and Efficient administration	Performance monitoring and reporting	# of Quarterly SDBIP reports submitted to Council	3	1	1	2	3	4	None	n/a	Quarterly Performance Reports Council Minutes
GG	Effective and Efficient administration	Performance monitoring and reporting	# of Outcome 9 reports submitted on time	4	1	1	2	3	4	None	n/a	Quarterly Outcome 9 reports, Acknowledgement of receipt
GG	Effective and Efficient administration	Performance monitoring and reporting	<i>Draft Annual Performance Report submitted to the AG, AC and Mayor by 31 August</i>	31-Aug	31-Aug	29-Aug	Not applicable this quarter	Not applicable this quarter	Not applicable this quarter			Acknowledgement of Receipt from AG, AC & Mayor
GG	Effective and Efficient administration	Performance monitoring and reporting	<i>Submission of draft SDBIP to the Mayor within 28 days of budget approval</i>	20 days	Not applicable this quarter	Not applicable this quarter	Not applicable this quarter	Not applicable this quarter	28 days	n/a	n/a	Acknowledgement of receipt - Mayor
GG	Effective and Efficient administration	Performance monitoring and reporting	# of performance reports audited prior to submission to Council	0	1	1	2	3	4			Quarterly SDBIP Audit reports



### Key Performance Indicators (KPIs) - Office of the Municipal Manager

KPA/ Theme	Strategic Objective	Programme	Strategic KPI	Baseline (end June 2014)	Target Sept '14	Actual Achieved 30 Sept '14	Target Dec '14	Target Mar '15	Target Jun '15	Reason for deviation	Measures taken to improve	Means of verification
GG	Effective and Efficient administration	Risk management	# of Risk Management progress reports submitted to Council	4	1	0	2	3	4	Directors and Managers do not send responses on time. Risk Management Reports are sent to Council after being presented to Risk Committee meeting.	All Risk Management Reports will be sent to Council after Risk Committee meetings which are taking place few days after each quarter.	Quarterly Risk Management Reports Council Minutes
GG	Effective and Efficient administration	Risk management	# of Risk committee meetings	0	1	0	2	3	4	Risk Committee meeting for the 1st quarter is scheduled 21st October 2014.	The Risk Committee meetings are taking place few days after the end of each quarter	Minutes & attendance registers
GG	Effective and Efficient administration	Risk management	Risk Assessment report submitted to Treasury by 30 May	0	Not applicable this quarter	Not applicable this quarter	Not applicable this quarter	Not applicable this quarter	30-May	n/a	n/a	Risk Assessment Report Acknowledgement of receipt
GG	Effective and Efficient administration	Sound Governance	3 year Strategic Risk Based Audit plan submitted to Audit Committee by 30 June	Not done	Not applicable this quarter	Not applicable this quarter	Not applicable this quarter	Not applicable this quarter	30-Jun	n/a	n/a	3 Year Strategic Risk Plan AC minutes
GG	Effective and Efficient administration	Sound Governance	# of quarterly internal audit reports submitted to audit committee	4	1	0	2	3	4	4th Qtr AC meeting held, Internal Audit report not considered as the office was not represented	Coordination of AC meetings must be centralised in Internal Audit	Quarterly Audit reports AC minutes

### Key Performance Indicators (KPIs) - Office of the Municipal Manager

KPA/ Theme	Strategic Objective	Programme	Strategic KPI	Baseline (end June 2014)	Target Sept '14	Actual Achieved 30 Sept '14	Target Dec '14	Target Mar '15	Target Jun '15	Reason for deviation	Measures taken to improve	Means of verification
GG	Effective and Efficient administration	Sound Governance	# of Audit committee packs submitted 7 days before meeting	0	1	1	2	3	4	None	n/a	Invitation Acknowledgement of receipt & schedule of meetings
GG	Effective and Efficient administration	Sound Governance	Annual Audit Plan approved by Audit Committee by 30 June	Not done	Not applicable this quarter	Not applicable this quarter	Not applicable this quarter	Not applicable this quarter	30-Jun	n/a	n/a	Audit Plan AC Minutes
GG	Effective and Efficient administration	Sound Governance	Internal Audit Charter submitted & approved by Audit Committee by 30 June	Not done	Not applicable this quarter	Not applicable this quarter	Not applicable this quarter	Not applicable this quarter	30-Jun	n/a	n/a	Audit Charter AC Minutes
GG	Effective and Efficient administration	Sound Governance	# of audit queries from AG	124	Not applicable this quarter	Not applicable this quarter	0	Not applicable this quarter	Not applicable this quarter	n/a	n/a	Audit Report
GG	Effective and Efficient administration	Sound Governance	Audit opinion	Not yet received	Not applicable this quarter	Not applicable this quarter	Clean Audit	Not applicable this quarter	Not applicable this quarter	n/a	n/a	Audit Report
GG	Effective and Efficient administration	Sound Governance	# audit committee meetings held	2	1	1	2	3	4	Meeting on 23 August 2014. No attendance register		Agendas, Attendance register
GG / MFVM	Increase financial viability	Budget management	% of capital spent on projects as prioritised in IDP for specific year	100%	100%	14%	100%	100%	100%			Expenditure report
GG / MFVM	Increase financial viability	Budget management	% of municipal budget spent	94%	25%	19%	50%	75%	100%	Provision for bad debts and depreciation not yet allocated.	will be allocated in next quarter	Monthly budget reports
GG / MFVM	Increase financial viability	Budget management	% of MM departmental budget spent	85%	25%	23%	50%	75%	100%			Monthly budget reports
GG / MFVM	Increase financial viability	Expenditure Management	% Capital expenditure	43%	0%	14%	50%	75%	100%	no appointments were done for 2014/15		Budget Reports

### Key Performance Indicators (KPIs) - Office of the Municipal Manager

KPA/ Theme	Strategic Objective	Programme	Strategic KPI	Baseline (end June 2014)	Target Sept '14	Actual Achieved 30 Sept '14	Target Dec '14	Target Mar '15	Target Jun '15	Reason for deviation	Measures taken to improve	Means of verification
GG / MFVM	Increase financial viability	Supply chain management	# of Tenders awarded that deviated from the adjudication committee recommendations	0	0	100%	0	0	0			Monthly SCM report
GG / MFVM	Increase financial viability	Supply chain management	% of Bids awarded within 2 weeks after adjudication committee resolution	100%	100%	60%	100%	100%	100%			SCM Submission register Bids approval by MM
LED	Increased investment in the GTM economy	Expanded Public Works	# of work opportunities created through EPWP projects	588	224	1684	448	672	896			EPWP reports
LED	Integrated developmental planning	Integrated development planning	IDP training for Directors & Managers conducted by	New initiative	30-Jul	Not applicable this quarter	Not applicable this quarter	Not applicable this quarter	Not applicable this quarter			Invitations Programme Attendance Register
LED	Integrated developmental planning	Integrated development planning	IDP credibility rating	High	High	Still awaiting the credibility rating report by the MEC. IDP Assessment was conducted on the 29Jul to 01Aug 2014at Swadini Forver Resort	Not applicable this quarter	Not applicable this quarter	Not applicable this quarter			COGHSTA report
LED	Integrated developmental planning	Integrated development planning	IDP strategic session conducted by 30 Oct '14	04-Dec	Not applicable this quarter	Not applicable this quarter	30-Oct	Not applicable this quarter	Not applicable this quarter	n/a	n/a	Invitations Agenda Attendance Register Strategic Session Report
LED	Integrated developmental planning	Integrated Development Planning	# of IDP Technical Committee meetings	4	2	2	4	5	6		Name changed to Steering committee as per Coghsta.	Invitations Minutes & attendance registers

### Key Performance Indicators (KPIs) - Office of the Municipal Manager

KPA/ Theme	Strategic Objective	Programme	Strategic KPI	Baseline (end June 2014)	Target Sept '14	Actual Achieved 30 Sept '14	Target Dec '14	Target Mar '15	Target Jun '15	Reason for deviation	Measures taken to improve	Means of verification
LED	Integrated developmental planning	Integrated Development Planning	# of IDP steering Committee meetings	4	2	2	4	5	6		Name changes to IDP Executive Committee as per Coghsta	Invitations Minutes & attendance registers
LED	Integrated developmental planning	Integrated Development Planning	# of IDP Rep forum meetings	4	1	1	3	4	5			Invitations Minutes & attendance registers
LED	Integrated developmental planning	Integrated Development Planning	Draft IDP approved by Council by 31 March annually	29-Mar	Not applicable this quarter	Not applicable this quarter	Not applicable this quarter	31-Mar	Not applicable this quarter	n/a	n/a	Draft IDP Council Minutes
LED	Integrated developmental planning	Integrated Development Planning	Submission of draft IDP to COGHSTA & PT within 8 days of approval	9 days	Not applicable this quarter	Not applicable this quarter	Not applicable this quarter	Not applicable this quarter	8 days	n/a	n/a	Acknowledgement of Receipt by COGHSTA & PT
LED	Integrated developmental planning	Integrated Development Planning	Final IDP approved by Council by 31 May annually	27 May 2014.	Not applicable this quarter	Not applicable this quarter	Not applicable this quarter	Not applicable this quarter	31-May	n/a	n/a	Final IDP Council Minutes
LED	Integrated developmental planning	Integrated Development Planning	Final IDP submitted to COGHSTA & Treasury within 10 working days of approval	6 days	Not applicable this quarter	Not applicable this quarter	Not applicable this quarter	Not applicable this quarter	10 days	n/a	n/a	Acknowledgement of Receipt by COGHSTA & PT
LED	Integrated developmental planning	Integrated Development Planning	Placing of draft IDP on the website within 14 days of approval	New initiative	Not applicable this quarter	Not applicable this quarter	Not applicable this quarter	Not applicable this quarter	14 days	n/a	n/a	IT website printout
LED	Integrated developmental planning	Integrated Development Planning	Advertising the Draft and Final IDP in the media for public comments, within 14 days of approval by Council	Draft (13days) & Final (2days)	Not applicable this quarter	Not applicable this quarter	Not applicable this quarter	Not applicable this quarter	14 days	n/a	n/a	2 Advertisements Council Minutes
LED	Integrated developmental planning	Integrated Development Planning	Placing of final IDP on the website within 14 days of approval	2 days	Not applicable this quarter	Not applicable this quarter	Not applicable this quarter	Not applicable this quarter	14 days	n/a	n/a	IT website printout

### Key Performance Indicators (KPIs) - Office of the Municipal Manager

KPA/ Theme	Strategic Objective	Programme	Strategic KPI	Baseline (end June 2014)	Target Sept '14	Actual Achieved 30 Sept '14	Target Dec '14	Target Mar '15	Target Jun '15	Reason for deviation	Measures taken to improve	Means of verification
LED/ MTOD	Develop a high performance culture for a changed, diverse, efficient and effective local government	Employee Performance Management	# of formal employee performance reviews for Sect 57	1	1	0	Not applicable this quarter	2	Not applicable this quarter	Auditing of PoEs have not been concluded due to late and non-submission by Directors & Managers	Acting MM to ensure compliance	Mid-year and Annual Assessment reports
LED/ MTOD	Develop a high performance culture for a changed, diverse, efficient and effective local government	Employee Performance Management	# of critical posts with signed performance agreements (MM, CFO, Engineer, Town Planner, CORP, Communications)	4	6	4	Not applicable this quarter	Not applicable this quarter	Not applicable this quarter	Town Planner & Communications Managers have not yet signed performance agreements,	Directors have been reminded to finalise the plans	Signed Performance Agreements
LED/ MTOD	Develop a high performance culture for a changed, diverse, efficient and effective local government	Employee Performance Management	# Section 56/57 Managers with signed Performance Agreements/ within legislated timeframes	6	7	6	7	7	7	Director PED remain vacant	PED position re-advertised	Performance Agreements for Sect 56/57 Managers
	Integrated developmental planning	Integrated development planning	IDP, Budget and PMS process plan approved by Council on 30 Aug	30-Aug	30-Aug	02-Oct	Not applicable this quarter	Not applicable this quarter	Not applicable this quarter	Approval delayed during the cluster process	Cluster meetings to take place as scheduled	Process Plan Council Minutes

**Quarterly deliverables per Project- Office of the Municipal Manager**

KPA/ Theme	Strategic Objective	Programme	Project	Planned end date	Opex 2014/2015	Capex 2014/2015	Qtr Ending 30 Sept '14	Actual Activities concluded by 30 Sept '14	Qtr Ending 31 Dec '14	Qtr Ending 31 Mar '15	Qtr Ending 30 Jun '15	Reason for deviation	Measures taken to improve	Means of verification
BSD	Enhance sustainable environmental management and social development	Disaster management	<i>Integrated Corporate Disaster Management and Emergency Planning</i>	30/06/2015			Liaise with Mopani District Municipality to assist with the drafting of an Integrated Corporate Disaster Management and Plan	Still in process and was discussed at management meeting on the 22 July 2014 and was send back to the division for reworking.	Drafting of the Integrated Corporate Disaster Management Plan	Drafting of the Integrated Corporate Disaster Management Plan	Integrated Corporate Disaster Management Plan approved by Council by 30 June	Corporate plan is only approved by Council on an annual basis.	Follow up will be made to management to approve it.	Correspondence with MDM Corporate Disaster Management Plan Council Resolution
BSD	Enhance sustainable environmental management and social development	Disaster management	<i>Disaster response and recovery</i>	30/06/2015			Develop a response and recovery plan for GTM based on the district plan	Response & Recovery plan developed Developed, training was done on the 13/09/2014 (land, housing and disaster management portfolios were invited in all wards)	Submit GTM response and recovery plan to Council for approval. Develop training programme	Train departments on the implementation of the Response and recovery plan	Train departments on the implementation of the Response and recovery plan	Training was only done to ward committee members as first responders of incidences of disasters.	Consultation with the ward committee members for identification	GTM Response & Recovery plan Council minutes Training Programme Training attendance register
BSD	Enhance sustainable environmental management and social development	Disaster management	<i>Disaster Risk assessment</i>	30/06/2015			Liaise with the District Disaster Management to establish mechanisms for doing a risk assessment internally	Assessment was not done	Engage all departments to identify potential risks and draft Risk Assessment report for GTM	Engage all departments to identify potential risks and finalise draft Risk Assessment report for inputs by all stakeholders	Consolidated risk assessment report finalised and submit to Council for approval by 30 May	Due to lack of staff, assessment will be done in the next quarter	Filing of disaster management officer vacant position is in process.	Disaster risk assessment report Council Minutes Correspondence with Departments
BSD	Optimise and sustain infrastructure investment and services	Infrastructure Planning	<i>Infrastructure Development Plans</i>	30/06/2015			Monitor the drafting of the Infrastructure Development plans (Water, Sewer, Roads, Parks & Cemetery master plans)	Master plans co-ordinated by MISA for roads and water. Parks and Cemetery drafts are in place.	Monitor the drafting of the Infrastructure Development plans (Water, Sewer, Roads, Parks & Cemetery master plans)	Monitor the drafting of the Infrastructure Development plans (Water, Sewer, Roads, Parks & Cemetery master plans)	Monitor the drafting of the Infrastructure Development plans (Water, Sewer, Roads, Parks & Cemetery master plans)	None	n/a	Correspondence with Directors Progress Reports
GG	Effective and Efficient administration	Fraud & Anti-corruption	Anti-corruption strategy implemented	30/06/2015			Not applicable this quarter	Not applicable this quarter	Submit draft strategy to Council for adoption	Develop terms of reference for establishment of Council Anti-corruption committee	Anti-Corruption Strategy Approved Anti-Corruption committee established	n/a	None	Anti-corruption strategy Minutes of Anti-corruption committee meetings
GG	Effective and Efficient administration	Management and Administration	Purchase office furniture and Equipment for the MM's department	30/06/2016		R 300 000	Not applicable this quarter	Not applicable this quarter	Not applicable this quarter	Procurement of furniture	Procurement of furniture	n/a	n/a	Invoice & Proof of payment Asset Register update
GG	Effective and Efficient administration	Risk management	<i>Risk management implementation monitoring</i>	30/06/2015			Draft Risk Management implementation plan in line with the national framework and submit to council for approval by 30 July. Monitor implementation of Risk Implementation Plan report progress to Council on a quarterly basis.	Draft RMIP which is in line with National Risk Management Framework was approved Risk Committee during 4th quarter meeting. RMIP is monitored on quarterly basis during Risk Committee meetings.	Monitor implementation of Risk Implementation Plan report progress to Council on a quarterly basis.	Monitor implementation of Risk Implementation Plan report progress to Council on a quarterly basis.	Conduct risk assessment during April & May. Update Risk Register by 30 May. Monitor implementation of Risk Implementation Plan report progress to Council on a quarterly basis.	None	None	Updated Risk Register Risk Report (Quarterly) Council minutes

**Quarterly deliverables per Project- Office of the Municipal Manager**

KPA/ Theme	Strategic Objective	Programme	Project	Planned end date	Opex 2014/2015	Capex 2014/2015	Qtr Ending 30 Sept '14	Actual Activities concluded by 30 Sept '14	Qtr Ending 31 Dec '14	Qtr Ending 31 Mar '15	Qtr Ending 30 Jun '15	Reason for deviation	Measures taken to improve	Means of verification
GG	Effective and Efficient administration	Risk management	<i>Risk regulatory framework</i>	30/06/2015			Monitor the implementation of the Risk Management Policy and report on investigations into all Fraud and Corruption activities on a monthly basis.	Risk Regulatory Framework is followed but there are no cases of Fraud and Corruption reported.	Monitor the implementation of the Risk Management Policy and report on investigations into all Fraud and Corruption activities on a monthly basis.	Revise the Risk Management Policy and Strategy . Monitor the implementation of the Risk Management Policy and report on investigations into all Fraud and Corruption activities on a monthly basis.	Submit revised Risk Management Strategy and Policy to Council for approval by 30 June. Monitor the implementation of the Risk Management Policy and report on investigations into all Fraud and Corruption activities on a monthly basis.	None	None	Council minutes for Risk Policy & Risk Management Strategy Monthly Reports Fraud & Corruption Investigation reports
GG/MTO D	Effective and Efficient administration	Performance Monitoring and Reporting	Performance Management Software	30/06/2015		R 250 000	Finalise TOR and submit specifications to SCM for advertisement of electronic PM System to manage the SDBIP.	TOR submitted to SCM, Specifications meeting held	Appointment of service provider. Develop implementation programme.	Ensure roll-out of electronic PM and capacity building of PM officials to manage system	Ensure roll-out of electronic PM and capacity building of PM officials to manage system	None	n/a	Specifications Advert Appointment Letter Service Provider progress reports
LED	Integrated Developmental Planning	Integrated development planning	<i>IDP Strategic Planning Workshop</i>	30/06/2015			Not applicable this quarter	Not applicable this quarter	Conduct IDP strategic session by 30 October circulate the draft Strategy phase within 2 weeks of concluding the Strategic session	Not applicable this quarter	Not applicable this quarter	n/a	n/a	Strategic Session Report Attendance Register IDP strategy phase circulation
LED/ MTOD	Develop high performance culture for a changed, diverse, efficient and effective local government	Employee Performance Management	Employee Performance Evaluation	30/06/2015			Conduct audit on 2012/13 Annual Individual Performance Report and submit report to MM & audit committee within 2 weeks	Annual Performance Evaluations for 2013/14 has not yet taken place.	Not applicable this quarter	Conduct audit on 2013/14 Mid-year individual performance report and submit report to MM & audit committee within 2 weeks	Not applicable this quarter	Auditing of PoEs have not been concluded due to late and non-submission by Directors & Managers	Acting MM to ensure compliance	Audit report on Annual Individual Performance Report -Audit report on Mid-year individual performance report
LED/ MTOD	Develop high performance culture for a changed, diverse, efficient and effective local government	Employee Performance Management	Performance monitoring & evaluation	30/06/2015			Ensure that annual assessment of all relevant employees in the Office of the MM is conducted. Ensure that the Annual Performance Evaluations for 2013/14 is concluded by end Oct	Annual Performance Evaluations for 2013/14 has not yet taken place.	Conduct an informal evaluation of 1st Quarter Performance of relevant employees in the Office of the MM and draft a report by end October	Ensure that a mid-year assessment of employee performance is conducted and a report drafted by end Feb	Ensure that an informal evaluation of 3rd Quarter Performance of relevant employees in the Office of the MM is conducted and a report drafted by end April	Auditing of PoEs have not been concluded due to late and non-submission by Directors & Managers	Acting MM to ensure compliance	*1st & 3rd Qtr Informal Departmental Individual Performance Report *Annual Individual Performance report Mid-year individual performance report
LED/SR	Integrated Developmental Planning	Integrated Development Planning	<i>Vision 2030 Strategy</i>	30/06/2015	R 500 000		Submit Specifications to SCMU for advertisement. Meeting with City of Joburg held by end July. Arrange steering committee meetings and report progress on a monthly basis	A task team visited the City of Joburg for a learning session on the 25th July 2014. Currently doing desktop research.	Appointment of service provider. Monitor the drafting of the 2030 Strategy in consultation with all stakeholders. Arrange steering committee meetings and report progress on a monthly basis	Draft Strategy circulated to Departments and relevant stakeholders for comments. Arrange steering committee meetings and report progress on a monthly basis	Adoption of 2030 Strategy by Council	None	n/a	Specifications Advertisement Stakeholder engagement minutes Vision 2030 Strategy Council Minutes Steering Committee Minutes

**Quarterly deliverables per Project- Office of the Municipal Manager**

KPA/ Theme	Strategic Objective	Programme	Project	Planned end date	Opex 2014/2015	Capex 2014/2015	Qtr Ending 30 Sept '14	Actual Activities concluded by 30 Sept '14	Qtr Ending 31 Dec '14	Qtr Ending 31 Mar '15	Qtr Ending 30 Jun '15	Reason for deviation	Measures taken to improve	Means of verification
LED/SR	Integrated Developmental Planning	Integrated Development Planning	IDP review	30/06/2015			Draft Process plan and submit to Council by 30 July. Circulate community needs to departments and facilitate analysis phase review through the Representative Forum.	The process plan was developed/ reviewed for 2014/2015 and it was approved by council on the 02 October 2014	Conduct Strategic planning session and prioritise projects for next financial year by end November. Submit project requests to Sector Departments.	Conclude Integration Phase by end Feb and submit Draft IDP to Council by end March. Submit draft IDP to COGHSTA within legislated timeframes	Advertise IDP for public input within 10 working days of approval, consolidate inputs and present to Council by end May. Submit final IDP to COGHSTA within legislated timeframes	Approval by council was delayed through the cluster process	None	Council Minutes on Process Plan Progress report per phase Correspondence with Departments Council Minutes for IDP adoption
LED/SR	Integrated Developmental Planning	Integrated Development Planning	IDP, Budget & PMS alignment	30/06/2015			Monitor compliance to the IDP, Budget and PMS process plan and report progress to Council	The process plan for 2014/15 was tabled to council on the 2nd of October 2014 in terms of MSA- section 28(1)	Monitor compliance to the IDP, Budget and PMS process plan and report progress to Council	Monitor compliance to the IDP, Budget and PMS process plan and report progress to Council. Ensure alignment between budget and IDP on Capital & Operational	Monitor compliance to the IDP, Budget and PMS process plan and report progress to Council	At this point there are no actual activities unfolding because IDP is in the planning stage (phase 0) in the 1st qtr	Alignment will be monitored in the implementation stage.	Process Plan Correspondence IDP, budget and PMS progress reports
GG/ MFVM	Increase Financial Viability	Revenue Management	Strategy for expanding Revenue base	30/06/2015			Facilitate the development of a strategy to expand the revenue base. Report progress to Council on a monthly basis	Not yet done	Draft Strategy on expanding the revenue ready for stakeholder engagements	Draft Strategy on expanding the revenue approved by Council by 30 March	Strategy on Expanding GTM revenue base approved	Collective Management Effort required	None	Strategy Expanding GTM Revenue Base Council Minutes



### Key Performance Indicators (KPIs) - Office of the Chief Financial Officer

KPA/ Theme	Strategic Objective	Programme	Strategic KPI	Baseline (end June 2014)	Target Sept '14	Actual Achieved 30 Sept '14	Target Dec '14	Target Mar '15	Target Jun '15	Reason for deviation	Measures taken to improve	Means of verification
BSD	Improve access to sustainable and affordable services	Electricity Infrastructure	R-value of Free Basic Electricity to Households	R 3 500 000	R 875 000	R 466 338	R 1 750 000	R 2 625 000	R 3 500 000	None	n/a	FBE payments
BSD	Improve access to sustainable and affordable services	Free Basic Services	% of households earning less than R1100 (R2520) served with <u>free basic</u> electricity (total registered as indigents)	100% (27352)	100% (27000)	100%(31129)	100% (27000)	100% (27000)	100% (27000)	None	n/a	Indigent register Billing Report
BSD	Improve access to sustainable and affordable services	Free Basic Services	% households earning less than R1100 (R2520) with access to free basic waste removal (total registered as indigents)	13%	15%	13%	15%	15%	15%	None	n/a	Indigent register Billing Report
BSD	Improve access to sustainable and affordable services	Free Basic Services	Total number of registered indigent households who received free basic water and sanitation (5 formal towns)	2654	2654	2752	2654	2654	2654	None	n/a	Indigent register Billing Report
BSD	Optimise and sustain infrastructure investment and services	Asset Management	Fair value of investment property determined by 31 Aug	New initiative	31-Aug	31-Aug	Not applicable this quarter	Not applicable this quarter	Not applicable this quarter	None	n/a	Asset Register Recent Evaluation Roll
GG	Effective and Efficient administration	Contract Management	# of monthly contract management reports submitted to Council	12	3	3	6	9	12	None	n/a	Contract Management Monthly reports
GG	Effective and Efficient administration	Management and Administration	# of CFO departmental meetings	9	2	3	4	6	8	None	n/a	Minutes and Attendance registers of Departmental meetings
GG	Effective and Efficient administration	Regulatory Framework	# of budget related policies revised annually	17	Not applicable this quarter	Not applicable this quarter	Not applicable this quarter	Not applicable this quarter	17	n/a	n/a	Budget Policies Council Resolution
GG / MFVM	Increase Financial Viability	Asset Management	Annual Asset verification report concluded by 30 June	30-Jun	Not applicable this quarter	Not applicable this quarter	Not applicable this quarter	Not applicable this quarter	30-Jun	n/a	n/a	Sign Off report on Asset Verification report Council Resolution

### Key Performance Indicators (KPIs) - Office of the Chief Financial Officer

KPA/ Theme	Strategic Objective	Programme	Strategic KPI	Baseline (end June 2014)	Target Sept '14	Actual Achieved 30 Sept '14	Target Dec '14	Target Mar '15	Target Jun '15	Reason for deviation	Measures taken to improve	Means of verification
GG / MFVM	Increase Financial Viability	Asset Management	Financial statement Management Working papers submitted to Budget and Treasury by 31 July	<i>New initiative</i>	31-Jul	31-Aug	Not applicable this quarter	Not applicable this quarter	Not applicable this quarter	The were imbalance between General Ledger and asset register due to other non-assets related transactions and prior year issues	Appointed a service provider to clean the Asset Register	Revenue Management Working Papers Acknowledgement of receipt
GG / MFVM	Increase Financial Viability	Asset Management	List of disposal of assets compiled by 30 June	<i>19-Mar</i>	Not applicable this quarter	Not applicable this quarter	Not applicable this quarter	Not applicable this quarter	30-Jun	n/a	n/a	List of Disposal Council Resolution
GG / MFVM	Increase Financial Viability	Asset Management	% GRAP compliance on Asset Register	<i>New initiative</i>	Not applicable this quarter	Not applicable this quarter	95%	Not applicable this quarter	Not applicable this quarter	n/a	n/a	Audit Report
GG / MFVM	Increase financial viability	Budget management	<i>Draft Budget submitted to Council by 31 March</i>	<i>27-Mar</i>	Not applicable this quarter	Not applicable this quarter	Not applicable this quarter	31-Mar	Not applicable this quarter	n/a	n/a	Draft Budget Council resolution
GG / MFVM	Increase financial viability	Budget management	<i>Annual Budget tabled by 31 May annually</i>	<i>27-May</i>	Not applicable this quarter	Not applicable this quarter	Not applicable this quarter	Not applicable this quarter	31-May	n/a	n/a	Budget Council resolution
GG / MFVM	Increase financial viability	Budget management	<i>Annual Adjustment budget approved by Council by 28 Feb</i>	<i>26-Feb</i>	Not applicable this quarter	Not applicable this quarter	Not applicable this quarter	28-Feb	Not applicable this quarter	n/a	n/a	Adjustment Budget Council resolution
GG / MFVM	Increase financial viability	Budget management	<i>Cost coverage</i>	<i>1</i>	Not applicable this quarter	Not applicable this quarter	1.2	Not applicable this quarter	1.2	n/a	n/a	Financial reports Financial viability calculations
GG / MFVM	Increase financial viability	Budget management	<i>Debt coverage</i>	<i>15.6</i>	Not applicable this quarter	Not applicable this quarter	17.5	Not applicable this quarter	17.5	n/a	n/a	Financial reports Financial viability calculations
GG / MFVM	Increase financial viability	Expenditure Management	% creditors paid within 30 days	100%	100%	100%	100%	100%	100%	No submission of invoices and cashflow problem	n/a	Monthly reports
GG / MFVM	Increase Financial Viability	Expenditure Management	% Personnel costs / Operating expenses (excl Salaries of councillors)	New Indicator	35%	38%	35%	35%	35%	Overtime payment which is @ 39% instead of 25%	Managers should manage their subordinates overtime to avoid overspending	Budget reports
GG / MFVM	Increase financial viability	Financial reporting	# of Section 71 (MFMA) reports submitted to NT & PT by no later than 10 working days after the end of the month	12	3	3	6	9	12	None	n/a	Acknowledgement of receipt by NT & PT

### Key Performance Indicators (KPIs) - Office of the Chief Financial Officer

KPA/ Theme	Strategic Objective	Programme	Strategic KPI	Baseline (end June 2014)	Target Sept '14	Actual Achieved 30 Sept '14	Target Dec '14	Target Mar '15	Target Jun '15	Reason for deviation	Measures taken to improve	Means of verification
GG / MFVM	Increase financial viability	Financial reporting	<i>Timeous submission of annual financial statements to AG and PT &amp; NT</i>	2 Sept '13	31-Aug-14	01-Sep-14	Not applicable this quarter	Not applicable this quarter	Not applicable this quarter	No deviation 30 August 2014 was on Sunday	n/a	Acknowledgement of receipt by AG & PT
GG / MFVM	Increase financial viability	Financial reporting	% of AG queries responded to within 3 working days	91%	Not applicable this quarter	Not applicable this quarter	100%	Not applicable this quarter	Not applicable this quarter	n/a	n/a	Records of Audit queries
GG / MFVM	Increase financial viability	Revenue Management	<i># of Households billed</i>	22804	Not applicable this quarter	Not applicable this quarter	20800	Not applicable this quarter	21800	n/a	n/a	Billing reports
GG / MFVM	Increase financial viability	Revenue Management	<i>Average % Payment rate for municipal area</i>	95%	92%	79%	92%	92%	92%	Tariff increases, payments received late	Debt moratorium, credit control	Budget report
GG / MFVM	Increase financial viability	Revenue Management	<i>Outstanding service debtors to revenue</i>	37%	Not applicable this quarter	Not applicable this quarter	Not applicable this quarter	Not applicable this quarter	45%	n/a	n/a	Financial reports Financial viability calculations
GG / MFVM	Increase financial viability	Revenue Management	<i>% increase in R-value revenue collection</i>	3%	Not applicable this quarter	Not applicable this quarter	Not applicable this quarter	Not applicable this quarter	4%	n/a	n/a	Report on revenue generated
GG / MFVM	Increase financial viability	Revenue Management	% equitable share received	98%	42%	42%	60%	100%	100%	None	n/a	Bank Statement DORA
GG / MFVM	Increase financial viability	Supply chain management	Supply Chain Management Training conducted for all Directors & Managers	New initiative	30-Jul	Not done	Not applicable this quarter	Not applicable this quarter	Not applicable this quarter	Financial constraints	to be implemented in the second quarter	Invitation Agenda Attendance Register
GG / MFVM	Increase financial viability	Supply chain management	% of bids approved by MM within 90 days after close of tender	60%	100%	60%	100%	100%	100%	Due to the Salary disparity meetings	Exceptional circumstances not to be repeated	Bids approval SCM process checklist
GG / MFVM	Increase financial viability	Supply chain management	# of SCM reports submitted to national treasury	12	3	3	6	9	12	None	n/a	Monthly SCM reports
GG/ MFVM	Increase financial viability	Revenue Management	<i># of indigents registered</i>	27352	20000	31129	22000	23000	27 000	None	n/a	Indigent register

**Quarterly deliverables per Project- Office of the Chief Financial Officer**

KPA/ Theme	Strategic Objective	Programme	Project	Planned end date	Opex 2014/2015	Capex 2014/2015	Qtr Ending 30 Sept '14	Actual Activities concluded by 30 Sept '14	Qtr Ending 31 Dec '14	Qtr Ending 31 Mar '15	Qtr Ending 30 Jun '15	Reason for deviation	Measures taken to improve	Means of verification
BSD	Optimise and sustain infrastructure investment and services	Infrastructure Planning	5 Year Capital Investment framework	30/06/2015			Review the 5-Year Capital Invest framework	5 year capital Investment framework drafted to be included in the IDP	Review the 5-Year Capital Invest framework	Ensure the revised 5-Year Capital Investment framework is included in the draft IDP.	5-Year Capital Investment framework approved with the Final IDP.	None	n/a	5 Yr Capital Investment framework
GG	Effective and Efficient administration	Management and Administration	Purchase office furniture and Equipment for the CEO's office	30/06/2016		R 300 000	Not applicable this quarter	Not applicable this quarter	Not applicable this quarter	Purchase furniture and equipment	Purchase furniture and equipment	None	n/a	Payment advice
GG/ MFVM	Increase Financial Viability	Asset Management	Assets Management Services	30/06/2015	R 2 000 000		Monitor asset management by the service provider and ensure skills transfer. Report monthly	The service provider is being managed and the skills such as calculation of depreciation and preparation of journals for other assets and work in progress	Monitor asset management by the service provider and ensure skills transfer. Report monthly	Monitor asset management by the service provider and ensure skills transfer. Report monthly	Monitor asset management by the service provider and ensure skills transfer. Report monthly. Ensure that 70% of the audit queries raised by the AG are resolved by 30 June.	None	n/a	Correspondence on engagement sessions Monthly reports Asset Management Report Audit Report
GG/ MFVM	Increase Financial Viability	Budget Management	Budget drafting	30/06/2015			Ensure that Budget Process plan is submitted to the IDP office for inclusion in the IDP/Budget and PMS process plan by 1 August. Ensure alignment with the IDP and monitor adherence to the timeframes	Inputs to the process plan finalized on 15/7/2014 and submitted to IDP office for inclusion in the IDP/Budget and PMS process plan.	Monitor adherence to the budget process plan, report progress on a monthly basis and manage deviations.	Monitor adherence to the budget process plan, report progress on a monthly basis and manage deviations.	Monitor adherence to the budget process plan, report progress on a monthly basis and manage deviations.	None	n/a	Budget Process Plan Monthly Budget Reports Proof submission Correspondence of engagements
GG/ MFVM	Increase Financial Viability	Financial reporting	Operation Clean Audit	30/06/2015	R 500 000		Manage annual audit and timeous response on audit queries (AFS 2013/14). Monitor audit preparation processes	Audit preparation process monitored request for information attended to timeously and audit findings will be responded to in time	Support the finalisation of Annual Audit	Drafting and approval of Audit Action Plan	Implementation of the Audit Action plan. Put processes in place for audit preparation	None	n/a	Council Minutes approving Audit Action Plan Audit Report & Management report Appointment Letter (if applicable)
GG/ MFVM	Increase Financial Viability	Financial viability	5 Year Financial Plan	30/06/2015			Not applicable this quarter	Not applicable this quarter	Assess financial performance during 2013/14 and review the 5-Year Financial Plan accordingly	Submit 5 Year Financial plan to the MM for inclusion in the draft IDP.	5 Year Financial Plan approved with the Final IDP by 30 May.	n/a	n/a	5 Year Financial Plan Correspondence
GG/ MFVM	Increase Financial Viability	Financial Viability	Cash flow management	30/06/2015			Monitor cashflow (liquidity) and Report monthly to Council	Cashflow statement prepared on a monthly basis	Monitor cashflow (liquidity) and Report monthly	Monitor cashflow (liquidity) and Report monthly	Monitor cashflow (liquidity) and Report monthly	None	n/a	Monthly Reports Fin Cluster Minutes
GG/ MFVM	Increase Financial Viability	Financial Viability	Cost recovery	30/06/2015	R 400 000		Monitor performance of the service provider in line with the SLA.	Continued credit control in line with policy and SLA	Monitor performance of the service provider in line with the SLA.	Monitor performance of the service provider in line with the SLA.	Monitor performance of the service provider in line with the SLA.	None	n/a	Service Provider Reports

**Quarterly deliverables per Project- Office of the Chief Financial Officer**

KPA/ Theme	Strategic Objective	Programme	Project	Planned end date	Opex 2014/2015	Capex 2014/2015	Qtr Ending 30 Sept '14	Actual Activities concluded by 30 Sept '14	Qtr Ending 31 Dec '14	Qtr Ending 31 Mar '15	Qtr Ending 30 Jun '15	Reason for deviation	Measures taken to improve	Means of verification
GG/ MFVM	Increase Financial Viability	Financial Viability	Financial System improvement	30/06/2015	R 200 000		Comprehensive system analysis and official training GRAP TRAINING	Asset Manager attended GRAP training	Comprehensive system analysis and official training	Comprehensive system analysis and official training	Comprehensive system analysis and official training	None	n/a	Attendance registers of training sessions
GG/ MFVM	Increase Financial Viability	Revenue Management	Revenue enhancement Strategy	30/06/2015			Monitor implementation of the revenue enhancement strategy	Revenue enhancement through credit control and pre-paid electricity installations	Monitor implementation of the revenue enhancement strategy	Revise revenue enhancement strategy and submit to Council	Monitor implementation of the revenue enhancement strategy	None	n/a	Council Minutes Revised Revenue Enhancement strategy
GG/ MFVM	Increase Financial Viability	Revenue Management	Revenue protection	30/06/2015			Monitor revenue billing system and report to Council	Monthly billing on the 1st of each month	Monitor revenue billing system and report to Council	Monitor revenue billing system and report to Council	Monitor revenue billing system and report to Council	None	n/a	Signed off Monthly reports
GG/ MFVM	Increase Financial Viability	Supply chain management	Supply chain functionality improvement	30/06/2015			Assess the existing SCM process to determine problem areas. Draft a list of criteria to measure SCM process functionality and submit an action plan to improve SCM processes to MM by 30 July. Report quarterly on progress made on improving functionality.	SCM reports is used to determine the SCM functionality, submitted to Council on a monthly basis	Report quarterly on progress made on improving functionality based on the established criteria	Report quarterly on progress made on improving functionality based on the established criteria. Review SCM Policy and submit to Council by 30 March	Report quarterly on progress made on improving functionality based on the established criteria	None	n/a	Supply Chain Management Action Plan Supply Chain Functionality Checklist SCM functionality progress reports
GG/ MFVM	Increase Financial Viability	Supply chain management	Supply Chain committee management	30/06/2015			Ensure that a programme of BEC & BAC meetings is drafted circulated to all stakeholders by 10 July. Ensure that notice of meetings is given 5 days prior to BAC & BEC meetings. Minutes of BEC meetings to be ready for BAC within 5 days. Ensure that all bids are evaluated within 10 working days of close of tender	Fixed schedule developed for BAC to sit on a fixed day and electronic reminders were diarised to remind members of this meeting. BEC sits on an adhoc basis depending on the availability of bids and members. BEC members are also on an adhoc basis	Ensure that notice of meetings is given 5 days prior to BAC & BEC meetings. Minutes of BEC meetings to be ready for BAC within 5 days. Ensure that all bids are evaluated within 10 working days of close of tender	Ensure that notice of meetings is given 5 days prior to BAC & BEC meetings. Minutes of BEC meetings to be ready for BAC within 5 days. Ensure that all bids are evaluated within 10 working days of close of tender	Ensure that notice of meetings is given 5 days prior to BAC & BEC meetings. Minutes of BEC meetings to be ready for BAC within 5 days. Ensure that all bids are evaluated within 10 working days of close of tender	BAC meetings were disrupted by the meetings to resolve the salary disparity issues	SCM committees are being monitored	Programme of BEC & BAC meetings Invitations Minutes Attendance Registers Bids Register

### Key Performance Indicators (KPIs) - Corporate Services Department

KPA/ Theme	Strategic Objective	Programme	Strategic KPI	Baseline (end June 2014)	Target Sept '14	Actual Achieved 30 Sept '14	Target Dec '14	Target Mar '15	Target Jun '15	Reason for deviation	Measures taken to improve	Means of verification
BSD	Develop and build skilled and knowledgeable workforce	Capacity building and Training	<i># of employees successfully trained</i>	172	50	72	100	150	200	23 employees were trained for MFMA, & 48 councillors trained on Basic Computer Skills		WSP Approval by MM Attendance Register
BSD	Develop and build skilled and knowledgeable workforce	Capacity building and Training	<i>Work place skills plan submitted to LGSETA by 30 Apr</i>	30-Jun	Not applicable this quarter	Not applicable this quarter	Not applicable this quarter	Not applicable this quarter	30-Apr	n/a	n/a	WSP Acknowledgement of receipt
BSD	Develop and build skilled and knowledgeable workforce	Capacity building and Training	<i># of officials successfully completed minimum competency levels</i>	21 Officials	Not applicable this quarter	Not applicable this quarter	Not applicable this quarter	Not applicable this quarter	23	n/a	n/a	CPMD Training Results MFMP Training results
BSD	Enhance sustainable environmental management and social development	Youth, Gender & Disability support	<i># of Jobs created by Municipal Capital projects for youth</i>	116	129	306	258	387	516	None	n/a	Consolidated Job creation reports
BSD	Enhance sustainable environmental management and social development	Youth, Gender & Disability support	<i># of Jobs created by Municipal Capital projects for women</i>	39	178	402	355	533	710	None	n/a	Consolidated Job creation reports
BSD	Enhance sustainable environmental management and social development	Youth, Gender & Disability support	<i># of Jobs created by Municipal Capital projects for disabled persons</i>	2	7	7	13	20	26	None	n/a	Consolidated Job creation reports
GG	Attract and retain the best human capital to become employer of choice	Human Resource Management	<i># of budgeted level 0-6 positions filled</i>	140	143	143	146	149	154	None	n/a	Staff establishment
GG	Attract and retain the best human capital to become employer of choice	Human Resource Management	<i># of people from employment equity target groups employed in the 3 highest levels of management in compliance with EE plan</i>	27	27	24	27	27	27	Filling of the vacant positions (Director: PED and Manager Communication s) will contribute in addressing this challenge	Vacant position should be filled as soon as possible.	EE report

### Key Performance Indicators (KPIs) - Corporate Services Department

KPA/ Theme	Strategic Objective	Programme	Strategic KPI	Baseline (end June 2014)	Target Sept '14	Actual Achieved 30 Sept '14	Target Dec '14	Target Mar '15	Target Jun '15	Reason for deviation	Measures taken to improve	Means of verification
GG	Attract and retain the best human capital to become employer of choice	Human Resource Management	Number of Section 57 posts vacant for more than three months	1	0	1	0	0	0	PED Director Position vacant. Turnaround time for filling of Vacancy elapsed as per the Regulations	adherence of timeframes as stipulated on the regulations for appointment and conditions of employment for Senior Managers	Staff establishment
GG	Effective and Efficient administration	Human Resource Management	# of OHS committee meetings	13	1	3	2	3	4	None	n/a	Notice of meeting Attendance Register Minutes
GG	Effective and Efficient administration	Labour Relations	# of Local Labour Forum (LLF) meetings	4	3	4	6	9	12	Exceeded target	n/a	Notice of meeting Minutes and attendance registers
GG	Effective and Efficient administration	Council Support	MPAC oversight report on Annual Report submitted to Council by 31 March	28-Mar	Not applicable this quarter	Not applicable this quarter	Not applicable this quarter	31-Mar	Not applicable this quarter	n/a	n/a	MPAC Report on AR Council Minutes
GG	Effective and Efficient administration	Council Support	# of Council meetings held (formal)	10	1	3	2	3	4	None	n/a	Minutes and attendance registers
GG	Effective and Efficient administration	Council Support	# of Exco meetings held	21	7	5	12	19	26	None	n/a	Minutes and attendance registers
GG	Effective and Efficient administration	Council Support	# of Cluster meetings held	54	27	21	54	81	108	None	n/a	Committee meetings register

### Key Performance Indicators (KPIs) - Corporate Services Department

KPA/ Theme	Strategic Objective	Programme	Strategic KPI	Baseline (end June 2014)	Target Sept '14	Actual Achieved 30 Sept '14	Target Dec '14	Target Mar '15	Target Jun '15	Reason for deviation	Measures taken to improve	Means of verification
GG	Effective and Efficient administration	Information management	# IT Help desk incidents attended to	New indicator	400	513	400	400	400	Calls are logged telephonically and through email. Calls are not register on the help desk systems but are recorded on IT technician daily activities template.	An ICT helpdesk call logging procedure was written on a procedure to use when logging calls.	Statistical report
GG	Effective and Efficient administration	Information management	# ICT awareness campaign	New indicator	Not applicable this quarter	Not applicable this quarter	1	Not applicable this quarter	2	n/a	n/a	Programme Invitations Attendance Register
GG	Effective and Efficient administration	Information management	IT policy approved by Council by 30 Sept	New indicator	30-Sep	IT policy not approved	Not applicable this quarter	Not applicable this quarter	Not applicable this quarter	IT policy workshops were postponed due other Council meetings	The due date has been shifted to the 30th of November 2014	IT Policy Council Minutes
GG	Effective and Efficient administration	Information management	IT Disaster Recovery Plan approved by Council by 30 Sept	New indicator	30-Sep	DRP not approved	Not applicable this quarter	Not applicable this quarter	Not applicable this quarter	IT policy workshops were postponed due other Council meetings	The due date has been shifted to the 30th of November 2014	Disaster Recovery Plan Council Minutes
GG	Effective and Efficient administration	Information management	% Antivirus Patches and Windows Updates	New indicator	80%	80%	90%	100%	100%	None	n/a	Screen dump or Print Screen
GG	Effective and Efficient administration	Information management	% Broadband Availability in Satellite offices	New indicator	100%	100%	100%	100%	100%	Statistical report could not be drawn from the Broadband System.	A call was logged with Banzinet to repair the Broadband reporting module	Broadband Statistical report



### Key Performance Indicators (KPIs) - Corporate Services Department

KPA/ Theme	Strategic Objective	Programme	Strategic KPI	Baseline (end June 2014)	Target Sept '14	Actual Achieved 30 Sept '14	Target Dec '14	Target Mar '15	Target Jun '15	Reason for deviation	Measures taken to improve	Means of verification
GG	Effective and Efficient administration	Legal support	% SLAs signed within 10 days of receiving acceptance	14(92)%	100%	100%	100%	100%	100%	None	n/a	SLA register
GG	Effective and Efficient administration	Legal support	% of SLA's concluded within 5 days after information provided	14(92)%	100%	100%	100%	100%	100%	None	n/a	SLA register
GG	Effective and Efficient administration	Management and Administration	# of CORP departmental meetings	1	1	0	3	4	6	Meetings were not held due to other commitments of Council.	The scheduled programme of Departmental meetings will adhere to during the 2nd qtr	Minutes and Attendance registers of Management meetings
GG	Improve stakeholder satisfaction	Communication	# of media briefings arranged	2	1	1	2	3	4	None	n/a	Notice of media briefing Attendance Register
GG	Improve stakeholder satisfaction	Communication	# of newsletters produced	0	1	1	2	3	4	None	n/a	Publications
GG	Improve stakeholder satisfaction	Communication	# of statutory provisions (website) complied with as contained in Section 75 (a-1) of MFMA within 5 days of approval	23	12	12	12	12	12	None	n/a	Printscreen of placements Website update register
GG	Improve stakeholder satisfaction	Public Participation	# of Mayoral (local) imbizos held	0	3	0	5	8	10	Programme re-scheduled by political management	2nd quarter programme is waiting approval of PMT	Minutes and Attendance register
GG / MFVM	Develop and build skilled and knowledgeable workforce	Capacity building and Training	% municipal budget for implementing Workplace Skills Plan	0.17%	Not applicable this quarter	Not applicable this quarter	Not applicable this quarter	Not applicable this quarter	1%	n/a	n/a	Approved Departmental budget 31 May 2010
GG / MFVM	Increase financial viability	Budget management	% of CORP departmental budget spent	113%	25%	27%	50%	75%	100%	None	n/a	Monthly financial budget reports
GG/ MTOD	Attract and retain the best human capital to become employer of choice	Human Resource Management	% Staff turnover	3.5%	Not applicable this quarter	Not applicable this quarter	Not applicable this quarter	Not applicable this quarter	6.6%	n/a	n/a	Staff establishment

### Key Performance Indicators (KPIs) - Corporate Services Department

KPA/ Theme	Strategic Objective	Programme	Strategic KPI	Baseline (end June 2014)	Target Sept '14	Actual Achieved 30 Sept '14	Target Dec '14	Target Mar '15	Target Jun '15	Reason for deviation	Measures taken to improve	Means of verification
GG/ MTOD	Attract and retain the best human capital to become employer of choice	Human Resource Management	% Employees that are female	30.9%	31%	36.2%	31%	33%	35%	None	n/a	Employment Equity report
GG/ MTOD	Attract and retain the best human capital to become employer of choice	Human Resource Management	% Employees that are youth	26.6%	28.0%	24.4%	29.1%	31.0%	35.0%	Most employees are reaching the ceiling of the youth bracket	Offering of the Mayor's bursery to youth	Employment Equity report
GG/ MTOD	Attract and retain the best human capital to become employer of choice	Human Resource Management	% Employees that are disabled	2%	2.0%	2.3% (16)	2.1%	2.1%	2.2%	None	n/a	Employment Equity report
GG/ MTOD	Attract and retain the best human capital to become employer of choice	Human Resource Management	# of critical posts filled (MM, CFO, Engineer, Town Planner, Communications, CORP)	4	6	2	6	6	6	Timeframe elapsed as stipulated on the regulations (Director: PED) and GTM Policy (Manager: Communication)	Ensure compliance to the HR Provisioning policy	Staff establishment
GG/ PP	Improve stakeholder satisfaction	Ward Committees	# of monthly ward committee meetings	408	102	127	204	306	408	None	n/a	Register of Ward Committee Meetings & Minutes
GG/PP	Improve stakeholder satisfaction	Ward Committees	# Fully functional ward committees	34	34	34	34	34	34	None	n/a	*Minutes of Ward committee meetings *Consolidated Monthly Ward reports
GG/ PP	Develop effective and sustainable stakeholder relations	Ward Committees	# of Quarterly Summarised Ward Committee reports circulated to Directors	0	1	1	2	3	4	None	n/a	*Consolidated Ward Committee Reports *Circulation notices

**Quarterly deliverables per Project- Corporate Services Department**

KPA/ Theme	Strategic Objective	Programme	Project	Planned end date	Opex 2014/2015	Capex 2014/2015	Qtr Ending 30 Sept '14	Actual Activities concluded by 30 Sept '14	Qtr Ending 31 Dec '14	Qtr Ending 31 Mar '15	Qtr Ending 30 Jun '15	Reason for deviation	Measures taken to improve	Means of verification
BSD	Enhance sustainable environmental management and social development	Special Programmes	Special Programmes Management	30/06/2014	R 350 000		Ensure that GTM coordinates Calendar days for special programmes and are mainstreamed	*Quarterly Local Youth Council plenary was held on 15/08/2014 *Submitted disability and youth audit *NYDA Youth Economic & Social Dialogue was done on 26/08/2014 *Monthly reports for ETDP SETA youth development learnership submitted. *8 youth recruited for Public Works NYS Boiler making skills development. *Women's month celebration activities on 23/08/2014,20/08/2014 and 01/09/2014	Ensure that GTM coordinates Calendar days for special programmes and are mainstreamed	Ensure that GTM coordinates Calendar days for special programmes and are mainstreamed	Ensure that GTM coordinates Calendar days for special programmes and are mainstreamed	None	n/a	Special Programmes Activity Plan Invitations Minutes/Reports and Attendance Registers
BSD/ MTOD	Develop and build skilled and knowledgeable workforce	Capacity building and Training	Workplace Skills Plan	30/06/2015	R 684 725		Implement approved Work Place Skills plan. Procurement of service providers	We have trained 72 employees including councillors. The training interventions which they were trained on is MFMA, Basic Computer Training and Essential Commerical property.	Implement approved Work Place Skills plan. 50% Expenditure	Conduct an annual training needs assessment (audit) by February. Consolidate training needs into the Work Place Skills Plan. Implement approved Work Place Skills plan. 75% Expenditure	Finalise the Workplace Skills Plan and implement. Submit to LG Seta by 30 June 2013. Develop a training implementation plan by 30 June 2014. Implement approved Work Place Skills plan. 100% Expenditure Submission of ATR by 30 June 2014.	None	n/a	LGSETA Claim form WSP ATR - proof of submission
GG	Effective and Efficient administration	Information management	Fireproofing (Environmental monitoring system)	30/06/2015	n/a	R 500 000	Draft specifications and submit to Supply Chain for procurement process	Specification drafted	Appointment of a service provider for Fireproofing in the server room completed	Monitor the installation of the Fireproofing (Environmental Monitoring System)	Installation completed	None	n/a	Specifications Appointment letter Proof of payment
GG	Effective and Efficient administration	Information management	IT equipment	30/06/2015	R 2 500 000		Draft specifications and submit to Supply Chain for procurement process	Laptops and Tablets specifications drafted and submitted to SCM. Symantec licenses procured. IT Equipment that leased by Council procured. Two (2) projectors and one(1) mobile projector screen	Appointment of a service provider for the provision of IT equipment (Laptops, Desktops etc). Delivery of equipment	Monitor the allocation of IT equipment to	Monitor the allocation of IT equipment to	None	n/a	Specifications submission to SCM Appointment letter Asset Register update Proof of payment
GG	Effective and Efficient administration	Management and Administration	Purchase office furniture, equipment and books for the Corporate Services Department	30/06/2016		R 300 000	Procurement of furniture and books as and when the need requires	No request received during the 1st qtr to purchase furniture.	Procurement of furniture and books as and when the need requires	Procurement of furniture and books as and when the need requires	Procurement of furniture and books as and when the need requires	None	n/a	Invoices & Proof of payment Asset Register update

**Quarterly deliverables per Project- Corporate Services Department**

KPA/ Theme	Strategic Objective	Programme	Project	Planned end date	Opex 2014/2015	Capex 2014/2015	Qtr Ending 30 Sept '14	Actual Activities concluded by 30 Sept '14	Qtr Ending 31 Dec '14	Qtr Ending 31 Mar '15	Qtr Ending 30 Jun '15	Reason for deviation	Measures taken to improve	Means of verification
GG	Effective and Efficient administration	Regulatory Framework	Promulgation of By-laws	30/06/2015			Ensure that by-laws are promulgated. Monitor the public participation process and finalise by-laws for promulgation.	20 By-Laws were reviewed and 5 were newly promulgated	Ensure that by-laws are promulgated. Monitor the public participation process and finalise by-laws for promulgation	Ensure that by-laws are promulgated. Monitor the public participation process and finalise by-laws for promulgation	Ensure that by-laws are promulgated. Monitor the public participation process and finalise by-laws for promulgation	None	n/a	Government Gazette Invitations to and Minutes of Public Participation sessions
GG	Improve stakeholder satisfaction	Communication	Communication strategy	30/06/2015			Ensure that Communication Policy and Strategy is revised in consultation with Councillors and Departments. Submit Policy & Strategy to Cluster. Ensure that all Official communication activities are in line with	Communication Policy & strategy not yet revised. Official communication is being monitored	Policy and Strategy approved by Council. Ensure that all Official communication activities are in line with the approved strategy	Ensure that all Official communication activities are in line with the approved strategy	Submit revised Communication policy and strategy to Council for approval by 31 May. Ensure that all Official communication activities are in line with the approved strategy	Awaiting National State of the Nation Address	To be revised in the third quarter	Revised Communication Strategy and Policy -Council Minutes
GG	Improve stakeholder satisfaction	Public Participation	Public Participation management	30/06/2015			Monitor the drafting of an Integrated Public Participation programme in consultation with all Departments and finalise by end July. Monitor implementation	Not done	Monitor implementation of the Integrated Public Participation Programme	Monitor implementation of the Integrated Public Participation Programme	Monitor implementation of the Integrated Public Participation Programme	Political re-alignment affected the programme	The Strategy will be reviewed during the next quarter.	Integrated Public Participation programme, Invitations Attendance Register
GG / PP	Improve stakeholder satisfaction	Ward Committees	Ward Committees Functionality	30/06/2015			Monitor support given to ward committees ensure that monthly reports are submitted and service delivery issues directed to the relevant department	All 34 Wards are effective. Monthly reports on wards submitted to Council	Monitor support given to ward committees ensure that monthly reports are submitted and service delivery issues directed to the relevant department	Monitor support given to ward committees ensure that monthly reports are submitted and service delivery issues directed to the relevant department	Monitor support given to ward committees ensure that monthly reports are submitted and service delivery issues directed to the relevant department	None	None	Monthly WC reports Correspondence with Departments
LED/SR	Integrated Developmental Planning	Neighbourhood Development	Rural Broadband (NDPG)	30/06/2015	R 1 262 000		Monitor the appointment of a contractor and the the construction of new reception tower. Report progress to Council	Contractor not yet appointed for constructing a new reception tower.	Monitor the Construction of a new reception tower. To be completed by December. Report progress to Council	New reception tower completed.	New reception tower completed.	The specification was inadequate.	A new specification to be drafted according to the best practices and user requirements	NDPG Progress Reports CSD monthly report Minutes of NDPG meetings

### Key Performance Indicators (KPIs) - Community Services Department

KPA/ Theme	Strategic Objective	Programme	Strategic KPI	Baseline (end June 2014)	Target Sept '14	Actual Achieved 30 Sept '14	Target Dec '14	Target Mar '15	Target Jun '15	Reason for deviation	Measures taken to improve	Means of verification
BSD	Effective and Efficient administration	Safety and Security	# of theft cases from council buildings	4	0	0	0	0	0	None	n/a	Theft & damages register Police Case number
BSD	Enhance sustainable environmental management and social development	Environmental Health management	# of contravention notices issued to improve level compliance to Environmental Management legislation (5 formal towns)	New Indicator	Not applicable this quarter	Not applicable this quarter	40	Not applicable this quarter	75	n/a	n/a	Contravention Notices
BSD	Enhance sustainable environmental management and social development	Environmental Health management	% compliance to the environmental legislation checklist	76%	Not applicable this quarter	Not applicable this quarter	Not applicable this quarter	Not applicable this quarter	80%	n/a	n/a	Environmental Checklist
BSD	Enhance sustainable environmental management and social development	Environmental Health management	% of water samples that comply with SANS 0241	79%	80%	80%	80%	80%	80%	None	n/a	Water quality lab reports
BSD	Enhance sustainable environmental management and social development	Parks and Open space Management	m <sup>2</sup> of Parks and open spaces maintained	2 006 647	2 006 647	225 005	2 006 647	2 006 647	2 006 647	There were no private contractors to assist with the work. Only Parks personnel did the work with less machines.	Contractors were appointed to cut grass and slash once-off and there is tender process in place to appoint contractors for the next 2 years	Parks maintenance schedule
BSD	Enhance sustainable environmental management and social development	Waste Management	R-value spent on waste management (collection & transportation, streetcleaning, public toilets)	R 54 079 624	R 13 500 000	R 14 409 351	R 27 000 000	R 40 500 000	R 54 000 000	None	n/a	Budget reports
BSD	Enhance sustainable environmental management and social development	Waste Management	# of service areas (rural waste) serviced (EPWP)	7	7	7	7	7	7	None	n/a	Sect 25 Registrations (Waste Act) Waste KPI scorecard for area
BSD	Enhance sustainable environmental management and social development	Waste Management	% Households with access to basic level of solid waste management services	11%	Not applicable this quarter	Not applicable this quarter	10%	Not applicable this quarter	10%	n/a	n/a	Caterogry Tariff summary Billing reports
BSD	Improve access to sustainable and affordable services	Licensing Services	# of complaints received regarding licensing and testing services	New Indicator	0	4	0	0	0	Customers complaining about rude officials	Matter was discussed it with the affected officials	Complaints register
BSD	Improve access to sustainable and affordable services	Traffic Services	Traffic fine collection rate [(Rand value received for fines/ R value of fines issued as (%))]	70%	70%	7%	70%	70%	70%	Dpt. Did not have a dedicated cashier to collect payments & Post Office Strike delayed delivery of notices	Temporary arrangement with Service Provider to receive payment & Roadblock bus assisting with reminding offenders	Revenue reports
BSD	Improve access to sustainable and affordable services	Traffic Services	# of planned road blocks with SAPS	0	1	5	2	3	4	None	n/a	Roadblock schedule Reports

### Key Performance Indicators (KPIs) - Community Services Department

KPA/ Theme	Strategic Objective	Programme	Strategic KPI	Baseline (end June 2014)	Target Sept '14	Actual Achieved 30 Sept '14	Target Dec '14	Target Mar '15	Target Jun '15	Reason for deviation	Measures taken to improve	Means of verification
GG	Effective and Efficient administration	Management and Administration	# of CSD departmental meetings	12	3	0	6	9	12	Timeconstraints since Director is Acting MM	n/a	Minutes and Attendance registers of Departmental meetings
GG / MFVM	Increase financial viability	Budget management	% of departmental budget spent	101%	25%	24%	50%	75%	100%	None	n/a	Monthly financial budget reports
LED	Increased investment in the GTM economy	Expanded Public Works	# of EPWP work opportunities created through CSD projects	247	105	244	210	315	420	None	n/a	Project reports

**Quarterly deliverables per Project- Community Services Department**

KPA/Theme	Strategic Objective	Programme	Project	Planned end date	Opex 2014/2015	Capex 2014/2015	Qtr Ending 30 Sept '14	Actual Activities concluded by 30 Sept '14	Qtr Ending 31 Dec '14	Qtr Ending 31 Mar '15	Qtr Ending 30 Jun '15	Reason for deviation	Measures taken to improve	Means of verification
BSD	Enhance sustainable environmental management and social development	Environmental management	<i>Environmental Health Services</i>	30/06/2015			Ensure that Environmental Health law enforcement is implemented in urban areas. Submit reports to Council on non-compliance issues	Inspection has been done and notices have been issued for non-complaints meetings with stakeholders have been held for environmental health law	Ensure that Environmental Health law enforcement is implemented in urban areas.	Ensure that Environmental Health law enforcement is implemented in urban areas.	Ensure that Environmental Health law enforcement is implemented in urban areas.	None	n/a	Environmental Health Management Plan Monthly Reports
BSD	Enhance sustainable environmental management and social development	Library Services	<i>Library management</i>	30/06/2015	R 10 352 579		Ensure that Libraries are well managed. Report on the number of books circulating and number of users	29853 Users 19088 Books circulated The Shiluvane Library opened unofficially on 16/9/18	Ensure that Libraries are well managed. Report on the number of books circulating and number of users	Ensure that Libraries are well managed. Report on the number of books circulating and number of users	Ensure that Libraries are well managed. Report on the number of books circulating and number of users	None	n/a	Tattletape statistics Book circulation register Monthly Reports
BSD	Enhance sustainable environmental management and social development	Maintenance and upgrade of parks and open spaces	<i>Parks &amp; open space policy development</i>	30/06/2015			Ensure that Parks, Cemeteries and Open spaces are maintained in accordance to the approved Policy and maintenance plan. Report on progress with implementation	225005 square meters are cut. Its less than the target 2006647 due to lack of contractors and less machines.	Ensure that Parks, Cemeteries and Open spaces are maintained in accordance to the approved Policy and maintenance plan. Report on progress with implementation	Ensure that Parks, Cemeteries and Open spaces are maintained in accordance to the approved Policy and maintenance plan. Report on progress with implementation	Ensure that Parks, Cemeteries and Open spaces are maintained in accordance to the approved Policy and maintenance plan. Report on progress with implementation	Only 225005 square meters were cut instead of 2006647 due to lack of contractors and that the division have less machines. Parks draft policy was sent for comments to all departments but only 2 Department commented	Contractors are appointed to clean once while the tender process is in place to clean for 3 years. Made follow up with secretaries and cc the directors requesting comments on the submitted parks policy.	Parks Development Policy Maintenance Plan Inspection checklists Monthly Reports
BSD	Enhance sustainable environmental management and social development	Waste management	Bulk Container at Tzaneen Sanlam Taxi rank	30/06/2015	n/a	R 75 000	Determine specifications	Specifications was determined	Draft Specifications and submit to SCM	Advertisement and appointment a service provider	Procurement of bulk container	None	n/a	Specifications Advertisement Appointment letter Proof of payment Updated Asset
BSD	Enhance sustainable environmental management and social development	Waste management	Bulk-recycling bins	30/06/2015	n/a	R 180 000	Determine specifications	Specifications was determined	Draft Specifications and submit to SCM	Advertisement and appointment a service provider	Procurement of bulk container	None	n/a	Specifications Advertisement Appointment letter Proof of payment Updated Asset
BSD	Enhance sustainable environmental management and social development	Waste management	Kerbside Removals: Purchasing Bulk-bins	30/06/2015	n/a	R 50 000	Determine specifications	Specifications was determined	Draft Specifications and submit to SCM	Advertisement and appointment a service provider	Procurement of bulk container	None	n/a	Specifications Advertisement Appointment letter Proof of payment Updated Asset
BSD	Enhance sustainable environmental management and social development	Waste management	Purchase 1 x High Pressure Cleaner	30/06/2015	n/a	R 10 000	Determine specifications	Specifications was determined	Draft Specifications and submit to SCM	Advertisement and appointment a service provider	Procurement of bulk container	None	n/a	Specifications Advertisement Appointment letter Proof of payment Updated Asset
BSD	Enhance sustainable environmental management and social development	Waste management	Purchase of 1 x Log-splitter	30/06/2015	n/a	R 200 000	Determine specifications	Specifications was determined	Draft Specifications and submit to SCM	Advertisement and appointment a service provider	Procurement of bulk container	None	n/a	Specifications Advertisement Appointment letter Proof of payment Updated Asset
BSD	Enhance sustainable environmental management and social development	Waste management	Purchase of 2 x Chain- saws	30/06/2015	n/a	R 10 000	Determine specifications	Specifications was determined	Draft Specifications and submit to SCM	Advertisement and appointment a service provider	Procurement of bulk container	None	n/a	Specifications Advertisement Appointment letter Proof of payment Updated Asset

**Quarterly deliverables per Project- Community Services Department**

KPA/ Theme	Strategic Objective	Programme	Project	Planned end date	Opex 2014/2015	Capex 2014/2015	Qtr Ending 30 Sept '14	Actual Activities concluded by 30 Sept '14	Qtr Ending 31 Dec '14	Qtr Ending 31 Mar '15	Qtr Ending 30 Jun '15	Reason for deviation	Measures taken to improve	Means of verification
BSD	Improve access to sustainable and affordable services	Traffic Services	Traffic Law Enforcement	30/06/2014			Ensure that a operational plan and yearly programme for Law Enforcement is finalised by end July and implemented. Ensure Traffic Law Enforcement is implemented in 5 formal towns in the GTM area. Report on road safety interventions on a monthly	Integrated operational Law enforcement plan with provincial Traffics and Tzaneen SAPS have been implemented	Ensure that Traffic Law Enforcement is implemented in 5 formal towns in the GTM area as per the programme. Report on output of roadsafety interventions to Council on a monthly basis	Ensure that Traffic Law Enforcement is implemented in 5 formal towns in the GTM area as per the programme. Report on output of roadsafety interventions to Council on a monthly basis	Ensure that Traffic Law Enforcement is implemented in 5 formal towns in the GTM area as per the programme. Report on output of roadsafety interventions to Council on a monthly basis	None	n/a	Law Enforcement Operational Plan and yearly programme Monthly Reports
BSD	Improve access to sustainable and affordable services	Traffic Services	Traffic Law Enforcement Integrated Operational Plan	30/06/2015			Liaise with the Provincial Department of Roads and Transport for assistance in drafting a Traffic Law Enforcement Integrated Operational Plan to ensure integration of services and clear roles and responsibilities and service	Integrated operational Law enforcement plan with provincial Traffics and Tzaneen SAPS have been implemented	Liaise with the Provincial Department of Roads and Transport for assistance in drafting a Traffic Law Enforcement Integrated Operational Plan to ensure integration of services and clear roles and responsibilities and service	Agreement reached with Department of Roads and Transport on the drafting of a Traffic Law Enforcement Integrated Operational Plan	Draft Traffic Law Enforcement Integrated Operational Plan submitted to Council for approval by 30 May '14	None	n/a	Correspondence Memorandum of Understanding with DoRT Draft Traffic Law Enforcement Operational Plan Council Minutes
BSD	Optimise and sustain infrastructure investment and services	Maintenance and upgrading of municipal buildings	Building Access Control system	30/06/2015			Ensure that access control to Civic Centre is managed. Report progress on a monthly basis	Access control to the civic centre is managed and controlled through visitors attendance register and visitors access card . And the finger print system is implemented to maintain access control for Municipal	Ensure that access control to Civic Centre is managed. Report progress on a monthly basis	Ensure that access control to Civic Centre is managed. Report progress on a monthly basis	Ensure that access control to Civic Centre is managed. Report progress on a monthly basis	None	n/a	Morphy system report Monthly security reports
GG	Effective and Efficient administration	Management and Administration	Purchase furniture and Library equipment	30/06/2016		R 300 000	Determine departmental furniture requirements, sourcing of quotations	furniture requirements determined.Quotations for cement tables and benches for shiluvane library requested.	Procurement of furniture when required	Procurement of furniture when required	Procurement of furniture when required	None	n/a	Proof of payment Asset Register update
GG	Effective and Efficient administration	Regulatory Framework	Hawkers Policy & By-law	30/06/2015			Submit Hawkets Policy to Council for adoption and the By-law for public participation	still using the street Trading By-Law .hawkers By-Law waiting for Public Participation Process	Submit Hawkets Bylaw to CORP for gazetting	Gazetted By-law	Gazetted By-law	Hawkets By-Law still waiting for Public Participation Process	We have engaged with the Public participation division to persuade them to set dates so that the matter can be concluded.	Council Resolution on Hawkets Policy Hawkets By-law Public Participation Minutes
LED/SR	Integrated Developmental Planning	Integrated Spatial development	Maintenance of Parks 994 & 2065 (NDPG)	30/06/2015	R 1 033 000		Monitor the maintenance of park and park facilities. Report progress to Council	the maintenance of both Parks is lin progress	Monitor the maintenance of park and park facilities. Maintenance scheduled to be completed. Report progress to Council	Maintenance completed	Maintenance completed	None	n/a	NDPG Progress Reports Parks monthly report
LED/SR	Integrated Developmental Planning	Integrated Spatial development	Maintenance of Ritavi River Park (NDPG)	30/06/2015	R 547 000		Monitor the maintenance of park and park facilities. Report progress to Council	Maintenance of both Parks is lin progress	Monitor the maintenance of park and park facilities. Report progress to Council	Maintenance completed	Maintenance completed	None	n/a	NDPG Progress Reports Parks monthly report
LED/SR	Integrated Developmental Planning	Neighbourhood Development	Indoor sports Centre & outdoor sports facilities(NDPG)	30/06/2015	R 13 052		Monitor the Construction of Indoor Sport Facility and outdoor artificial sports facilities, 4 soccer pitches, 3 netball pitches, a cricket oval and 3 cricket nets. Report progress to Council	Soccer court and netball court construction is complete. Indoor sport facilities is on progress	Monitor the Construction of Indoor Sport Facility and outdoor artificial sports facilities, 4 soccer pitches, 3 netball pitches, a cricket oval and 3 cricket nets. Report progress to Council	Monitor the Construction of Indoor Sport Facility and outdoor artificial sports facilities, 4 soccer pitches, 3 netball pitches, a cricket oval and 3 cricket nets. Report progress to Council	Construction of Indoor and outdoor facilities completed	None	n/a	NDPG Progress Reports Parks monthly reports Minutes of NDPG meetings



### Key Performance Indicators (KPIs) - Electrical Engineering Department

KPA/ Theme	Strategic Objective	Programme	Strategic KPI	Baseline (end June 2014)	Target Sept '14	Actual Achieved 30 Sept '14	Target Dec '14	Target Mar '15	Target Jun '15	Reason for deviation	Measures taken to improve	Means of verification
BSD	Improve access to sustainable and affordable services	Electricity Infrastructure	% of households with access to electricity	91.5%	Not applicable this quarter	Not applicable this quarter	Not applicable this quarter	Not applicable this quarter	94% (102377 of 108926)	n/a	n/a	Electrification reports
BSD	Optimise and sustain infrastructure investment and services	Asset Management	R-value spent on maintenance of electricity infrastructure as % of asset value	1.9%	Not applicable this quarter	Not applicable this quarter	1.4%	Not applicable this quarter	2.8%	n/a	n/a	Asset Register Expenditure Reports
BSD	Optimise and sustain infrastructure investment and services	Cost Recovery	% Electricity loss (Kwh)	17.5% (47 740 299)	Not applicable this quarter	Not applicable this quarter	Not applicable this quarter	Not applicable this quarter	17%	n/a	n/a	Eskom account Revenue reports
BSD	Optimise and sustain infrastructure investment and services	Electricity network upgrade and maintenance	R-value electricity maintenance	35743644.93	R 9 843 578	R 1 743 759	R 19 687 156	R 29 530 734	R 39 374 313	Still in winter season summer rains and storms will increase expenditure	No measures	Budget expenditure, (Vote 162/066, 173/066 & 608 183/066)
BSD	Optimise and sustain infrastructure investment and services	Electricity network upgrade and maintenance	Km of overhead lines rebuilt	0	3	0	3	6	12	Tender advertised. Awaiting for appointment of service provider	None	Project Progress reports
GG	Effective and Efficient administration	Management and Administration	# of EED departmental meetings	9	1	0	2	3	4	Diary Excessively overbooked by other dairies/meetings	Meetings will be re-scheduled	Minutes and Attendance registers of Departmental meetings
GG / MFVM	Increase financial viability	Budget management	% of EED departmental budget spent	88%	25%	17%	50%	75%	100%	Still in winter season summer rains and storms will increase expenditure		Monthly financial budget reports
GG / MFVM	Increase financial viability	Expenditure Management	% of capital budget for electricity spent	27.19	10%	10%	20%	50%	100%	n/a	n/a	Expenditure report
GG / MFVM	Increase financial viability	Financial reporting	% of AG queries responded to within 3 working days	100%	Not applicable this quarter	Not applicable this quarter	100%	Not applicable this quarter	Not applicable this quarter	n/a	n/a	Register of Audit queries & corresponding reports
LED	Increased investment in the GTM economy	Expanded Public Works	# of EPWP work opportunities created through EED projects	216	11	0	23	34	45	None	N/a	Project reports

**Quarterly deliverables per Project- Electrical Engineering Department**

KPA/ Theme	Strategic Objective	Programme	Project	Planned end date	Opex 2014/2015	Capex 2014/2015	Qtr Ending 30 Sept '14	Actual Activities concluded by 30 Sept '14	Qtr Ending 31 Dec '14	Qtr Ending 31 Mar '15	Qtr Ending 30 Jun '15	Reason for deviation	Measures taken to improve	Means of verification	
BSD	Improve access to sustainable and affordable services	Electricity Infrastructure Development	Apollo light at Burgersdorp	30/06/2015	n/a	R 520 000		Advertise for consultant to manage the identification of specific positions where Apollo light is required (in consultation with the ward Councillors). Get permission from relevant stakeholders and Apply for connection from ESKOM	No progress	Appointment of contractor	Appointment of contractor	Construction and completion of Apollo lights in Burgersdorp	Cost of one apollo light is not cost effective	Memorandum written to MM to change project to Turn Key	Progress reports Hand over certificate
BSD	Improve access to sustainable and affordable services	Electricity Infrastructure Development	Apollo lights at Khopo	30/06/2015	n/a	R 520 000		Advertise for consultant to manage the identification of specific positions where Apollo light is required (in consultation with the ward Councillors). Get permission from relevant stakeholders and Apply for connection from ESKOM	No progress	Appointment of contractor	Monitor the installation of Apollo light by service provider, 50% construction completed	Apollo lights in Khopo completed	Cost of one apollo light is not cost effective	Memorandum written to MM to change project to Turn Key	Progress reports Hand over certificate
BSD	Improve access to sustainable and affordable services	Electricity Infrastructure Development	Apollo lights at Mawa Block 8 and 9	30/06/2015	n/a	R 520 000		Advertise for consultant to manage the identification of specific positions where Apollo light is required (in consultation with the ward Councillors). Get permission from relevant stakeholders and Apply for connection from ESKOM	No progress	Appointment of contractor	Monitor the installation of Apollo light by service provider, 50% construction completed	Apollo lights in Mawa Block 8&9 completed	Cost of one apollo light is not cost effective	Memorandum written to MM to change project to Turn Key	Progress reports Hand over certificate
BSD	Improve access to sustainable and affordable services	Electricity Infrastructure Development	Apollo lights at Moloko and Pelana village	30/06/2015	n/a	R 520 000		Advertise for consultant to manage the identification of specific positions where Apollo light is required (in consultation with the ward Councillors). Get permission from relevant stakeholders and Apply for connection from ESKOM	No progress	Appointment of contractor	Monitor the installation of Apollo light by service provider, 50% construction completed	Apollo lights in Moloko and Pelana Village completed	Cost of one apollo light is not cost effective	Memorandum written to MM to change project to Turn Key	Progress reports Hand over certificate
BSD	Improve access to sustainable and affordable services	Electricity Infrastructure Development	Electrification of villages through ESKOM	30/06/2015	R20 588 500 (ESKOM)			Monitor the electrification of households in villages and report progress to Council monthly	Projects at Design stage	Monitor the electrification of households in villages and report progress to Council monthly	Monitor the electrification of households in villages and report progress to Council monthly	Monitor the electrification of households in villages and report progress to Council monthly	None	n/a	Monthly Progress reports Eskom Reports
BSD	Improve access to sustainable and affordable services	Electricity Infrastructure Development	Electrification of Runnymede/ Pjajamela/ Masekwane ext	30/06/2015	R 1 620 000			Designs approved	Project at design stage	Contracter appointed	Project 50% completed	Project completed 135 units energised	None	n/a	Progress reports
BSD	Improve access to sustainable and affordable services	Electricity Infrastructure Development	Electrification of Mohlaba Cross Phase 2	30/06/2015	R 5 988 000			Designs approved	Designs completed and approved by ESKOM awaiting Site handover	Contracter appointed	Project 50% completed	Project completed 400 units energised	None	n/a	Progress reports
BSD	Improve access to sustainable and affordable services	Electricity Infrastructure Development	Electrification of households at Mohlakong/ Moruji ext (Phase 1 and 2)	30/06/2015	R 696 000			Designs approved	Project at design stage	Contracter appointed	Project 50% completed	Project completed 177 units energised	Project not funded for 2014/15 cycle.	n/a	Progress reports
BSD	Improve access to sustainable and affordable services	Electricity Infrastructure Development	Installation of new streetlights (12)	30/06/2018	n/a	R 150 000		Drafting of specifications and procurement of service provider for trenching	Specification drawn up given to SCMU for advertising	Procurement of material	Installation of lights	Installation concluded	None	n/a	Proof of purchase Physical inspection (photo)

**Quarterly deliverables per Project- Electrical Engineering Department**

KPA/ Theme	Strategic Objective	Programme	Project	Planned end date	Opex 2014/2015	Capex 2014/2015	Qtr Ending 30 Sept '14	Actual Activities concluded by 30 Sept '14	Qtr Ending 31 Dec '14	Qtr Ending 31 Mar '15	Qtr Ending 30 Jun '15	Reason for deviation	Measures taken to improve	Means of verification
BSD	Improve access to sustainable and affordable services	Traffic Services	Traffic lights at Letaba Cross	30/06/2015	n/a	R 300 000	Liaise with SANRAL to approve installation of traffic lights.	Liasing with SANRAL for specifications of Traffic lights	Drafting of specificaitons for procurement of a service provider for trenching	Appointment of a service provider	Installation of traffic lights completed at Letaba Cross	Securing contact person for SANRAL proving a challenge	Requested Manager: Licensing to assist	Appointment letter Proof of procurement Photo
BSD	Improve access to sustainable and affordable services	Traffic Services	Traffic lights at R71 turn off Deerpark	30/06/2015	n/a	R 300 000	Liaise with SANRAL to approve installation of traffic lights.	Liasing with SANRAL for specifications of Traffic lights	Drafting of specificaitons for procurement of a service provider for trenching	Appointment of a service provider	Installation of traffic lights completed at Deerpark	Securing contact person for SANRAL proving a challenge	Requested Manager: Licensing to assist	Appointment letter Proof of procurement Photo
BSD	Optimise and sustain infrastructure investment and services	Electricity network upgrade and maintenance	11kv Cable from Church substation via old SAR to Power station	30/06/2014		R 8 000 000	Procurement of material and digging of trenches	Project re-advertised, currently in procurement process	Installation of cables and trenching	Retrofitting of switchgear and installation of cable	Commissioning and close-out	Tender was re-advertised	Project will be frastracted	Proof of submission of Technical Spect to SCM Progress Reports Close-out report
BSD	Optimise and sustain infrastructure investment and services	Electricity network upgrade and maintenance	Energy efficiency and demand	30/06/2016		R 4 000 000	Procurement of service provider for retrofitting of energy efficiency equipment for building and pump stations	Procurement process started on phase 2	Retrofitting of energy efficiency equipment. Progress reports submitted to DOE	Retrofitting of energy efficiency equipment. Progress reports submitted to DOE	Retrofitting of energy efficiency equipment completed, close-out.	Awaiting funds approval from DOE	Constant communication with DOE on funds approval	DOE Reports
BSD	Optimise and sustain infrastructure investment and services	Electricity network upgrade and maintenance	Protection relays (66kv & 132 kv subs)	30/06/2016	n/a	R 650 000	Identify and prioritise relays for replacement.	Relays Identified with specialist.	Procure relays from supplier	Installation of relays in conjunction with specialist service provider	Installation of relays in conjunction with specialist service provider	None	n/a	Proof of purchase Asset register update
BSD	Optimise and sustain infrastructure investment and services	Electricity network upgrade and maintenance	Substation tripping batteries	30/06/2017	n/a	R 200 000	Not applicable this quarter	Not applicable this quarter	Procurement of battery banks from service provider	Installation of battery banks completed	Not applicable this quarter	n/a	n/a	Proof of purchase Asset register update
BSD	Optimise and sustain infrastructure investment and services	Electricity network upgrade and maintenance	Replacement of airconditioners in Municipal Buildings	30/06/2017	n/a	R 50 000	Identify aircons to be replaced	Aircons Identified	Procurement of service provider	Procurement of service provider	Installation of aircons completed	None	n/a	Proof of purchase Asset register update
BSD	Optimise and sustain infrastructure investment and services	Electricity network upgrade and maintenance	Master Plan Review (Electricity)	30/06/2015	R 1 700 000		Draft Request for proposal and submit to SCM for Procurement of a consultant	Project scheduled for the 15/16 financial year. Tender process to be completed June 2015.	Appointment of consultant	1st Draft Revised Master Plan completed	Final submission of Master Plan by service provider.	Project moved to 2015/16	n/a	Revised Electricity Master Plan Progress Reports
BSD	Optimise and sustain infrastructure investment and services	Electricity network upgrade and maintenance	Miniature substations (NERSA Audit)	30/06/2017	n/a	R 1 000 000	Drafting of specifications and procurement of a service provider for trenching and building of plinth	Drafting of specifications done gave instruction to Stores to procure miniature substations on annual tender	Procurement of mini-substations	Replacing of mini-substations	Replacing of mini-substations completed	None	n/a	Appointment letter Proof of procurement Asset register
BSD	Optimise and sustain infrastructure investment and services	Electricity network upgrade and maintenance	Provision of Capital Tools (Urban)	30/06/2015	n/a	R 150 000	Procurement of capital tools as and when required	R1690 was spend on the R75000 allocated to Urban, procured portable radio	Procurement of capital tools as and when required	Procurement of capital tools as and when required	Procurement of capital tools as and when required	None	n/a	Proof of purchase Asset register update
BSD	Optimise and sustain infrastructure investment and services	Electricity network upgrade and maintenance	Rebuilding of Lines-Eureka - De neck (9 km)	30/06/2015	n/a	R 700 000	Draft specifications and submit to Supply Chain for procurement process	Technical specification submitted to SCMU awaiting for tender advert.	Appointment of service provider	Pegging and initial ground work	Instruction to contractor and implementation	None	n/a	Specifications Advertisement Progress reports by service provider

**Quarterly deliverables per Project- Electrical Engineering Department**

KPA/ Theme	Strategic Objective	Programme	Project	Planned end date	Opex 2014/2015	Capex 2014/2015	Qtr Ending 30 Sept '14	Actual Activities concluded by 30 Sept '14	Qtr Ending 31 Dec '14	Qtr Ending 31 Mar '15	Qtr Ending 30 Jun '15	Reason for deviation	Measures taken to improve	Means of verification
BSD	Optimise and sustain infrastructure investment and services	Electricity network upgrade and maintenance	Rebuilding of Lines- Mapietstokop - Mtzelaar (7km)	30/06/2015	n/a	R 700 000	Draft specifications and submit to Supply Chain for procurement process	Technical specification submitted to SCMU awaiting for tender advert.	Appointment of service provider	Pegging and initial ground work	Instruction to contractor and implementation	None	n/a	Specifications Advertisement Progress reports by service provider
BSD	Optimise and sustain infrastructure investment and services	Electricity network upgrade and maintenance	Rebuilding of Lines-Politsi valley - Dap Naude (15 km)	30/06/2015	n/a	R 1 000 000	Draft specifications and submit to Supply Chain for procurement process	Technical specification submitted to SCMU awaiting for tender advert.	Appointment of service provider	Pegging and initial ground work	Instruction to contractor and implementation	None	n/a	Specifications Advertisement Progress reports by service provider
BSD	Optimise and sustain infrastructure investment and services	Electricity network upgrade and maintenance	<i>Renewal, Repairs and Maintenance on pre-paid meters (Tzaneen, Letsitele &amp; Politsi)</i>	30/06/2019		R 556 460	Replace 50 connections with new technology meters	Requested quotes from ACTOM on Data Concentrators. No connections replaced.	Procure 10 data concentrators, replace additional 50 connections with new technology meters	Replace 50 additional connections with new technology meters	Replace 50 (200) additional connections with new technology meters and install 10 data concentrators	Request for extra personnel unsuccessfull. One Electrician can't cope with the additional tasks apart from maintenance and conversions	New request for additional personnel to be submitted	Proof purchase Asset register Promise system report
BSD	Optimise and sustain infrastructure investment and services	Electricity network upgrade and maintenance	Telephone Network Management System (Control Room)	30/06/2015	n/a	R 300 000	Identify system to be installed	Busy with identification of system to be installed at control room	Procurement and installation of the telephone system	Not applicable this quarter	Not applicable this quarter	None	n/a	Proof of purchase Asset register update
BSD	Optimise and sustain infrastructure investment and services	Electricity network upgrade and maintenance	<i>Service Contribution</i>	30/06/2015		R 15 000 000	Not applicable this quarter	Not applicable this quarter	Not applicable this quarter	Identification and planning of projects	Ensure that service contribution funds received are allocated to projects.	n/a	n/a	Services Contribution allocation list
GG	Effective and Efficient administration	Management and Administration	Purchase office furniture and equipment for the Electrical Engineering Department	30/06/2016		R 300 000	Not applicable this quarter	Not applicable this quarter	Purchase furniture and equipment	Purchase furniture and equipment	Not applicable this quarter	n/a	n/a	Payment advice Asset Register update

### Key Performance Indicators (KPIs) - Engineering Services Department

KPA/ Theme	Strategic Objective	Programme	Strategic KPI	Baseline (end June 2014)	Target Sept '14	Actual Achieved 30 Sept '14	Target Dec '14	Target Mar '15	Target Jun '15	Reason for deviation	Measures taken to improve	Means of verification
BSD	Improve access to sustainable and affordable services	Building Control	# of contravention notices issued to decrease non-compliance to building regulations	50	Not applicable this quarter	Not applicable this quarter	40	Not applicable this quarter	80	n/a	n/a	Register of contraventions
BSD	Improve access to sustainable and affordable services	Roads and Storm water Infrastructure Development	Km of roads tarred	15km	Not applicable this quarter	Not applicable this quarter	not applicable this quarter	Not applicable this quarter	11	n/a	n/a	Road Progress Reports
BSD	Improve access to sustainable and affordable services	Water and sanitation services	Number of water systems with Blue Drop Certification	2	2	2	2	2	3	None	n/a	Blue Drop Certificates
BSD	Optimise and sustain infrastructure investment and services	Asset Management	R-value spent on fleet maintenance as % of asset value	0,6%	Not applicable this quarter	Not applicable this quarter	6%	Not applicable this quarter	6%	n/a	n/a	Asset Register Expenditure Reports
BSD	Optimise and sustain infrastructure investment and services	Asset Management	R-value spent on maintenance of municipal buildings as % of asset value	0,2%	Not applicable this quarter	Not applicable this quarter	2%	Not applicable this quarter	2%	n/a	n/a	Asset Register Expenditure Reports
BSD	Optimise and sustain infrastructure investment and services	Asset Management	R-value spent on maintenance of roads infrastructure as % of asset value	0,67%	Not applicable this quarter	Not applicable this quarter	4.5%	Not applicable this quarter	4.5%	n/a	n/a	Asset Register Expenditure Reports
BSD	Optimise and sustain infrastructure investment and services	Roads & Storm water upgrading and maintenance	R-value spent on road and storm water maintenance	R13 13 281 069	R 3 948 019	R 5 845 645	R 7 896 037	R 11 844 056	R 15 792 074	None	n/a	ESD Expenditure reports
BSD	Optimise and sustain infrastructure investment and services	Water and Sewer maintenance and upgrade	% reduction in distribution losses (water)(Tzaneen, Haenersburg & Letsitele)	10%	Not applicable this quarter	Not applicable this quarter	Not applicable this quarter	Not applicable this quarter	2%	n/a	n/a	Water distribution reports
GG	Effective and Efficient administration	Management and Administration	# of ESD departmental meetings	10	3	3	6	9	12	None	n/a	Minutes and Attendance registers of Departmental meetings
GG / MFVM	Increase financial viability	Budget management	% of ESD departmental budget spent	92%	25%	14%	50%	75%	100%	Slow spending due to planning and procurement process and redirecting resources to critical areas	n/a	Monthly financial budget reports
GG / MFVM	Increase financial viability	Expenditure Management	% of ESD capital budget spent	100%	10%	35%	20%	50%	100%	None	n/a	Monthly financial budget reports
GG/MFM A	Increase financial viability	Budget management	% MIG funding spent	77%	10%	16%	50%	75%	100%	None	n/a	Budget printout
LED	Increased investment in the GTM economy	Expanded Public Works	# of EPWP work opportunities created through ESD projects	367	108	254	216	323	431	None	n/a	Project reports

### Quarterly deliverables per Project- Engineering Services Department

KPA/ Theme	Strategic Objective	Programme	Project	Planned end date	Opex 2014/2015	Capex 2014/2015	Qtr Ending 30 Sept '14	Actual Activities concluded by 30 Sept '14	Qtr Ending 31 Dec '14	Qtr Ending 31 Mar '15	Qtr Ending 30 Jun '15	Reason for deviation	Measures taken to improve	Means of verification
BSD	Enhance sustainable environmental management and social development	Environmental management	Hawkers esplanades in rural areas	30/06/2015		R 100 000	Engage with CSD (user Department) to establish requirements and draft specifications	Scope of work finalised with CSD and now busy with specification	Advertising and sourcing of quotations	Construction of hawkers esplanades	Hawkers esplanades completed	None	n/a	Correspondence with CSD Correspondence with SCM Specifications proof of submission Appointment letter Completion letter
BSD	Enhance sustainable environmental management and social development	Sport and recreation	Construction of a new community hall at Relela Cluster	30/06/2016		R 2 334 504	Not applicable this quarter	Not applicable this quarter	Not applicable this quarter	Not applicable this quarter	Design and tender documents completed. Contractor appointed.	n/a	n/a	Design & Tender documents Appointment Letter
BSD	Improve access to sustainable and affordable services	Public Toilets	Public toilet-block at Letsitele Sanlam Taxi rank	30/06/2015	n/a	R 100 000	Engage with CSD (user Department) to establish requirements and draft specifications	Scope of work finalised with CSD and now busy with specification	Advertising and sourcing of quotations	Construction of public toilet blocks	Construction of public toilet completed	None	n/a	Correspondence with CSD Correspondence with SCM Specifications proof of submission Appointment letter Completion letter
BSD	Improve access to sustainable and affordable services	Public Toilets	Public toilet-block at Tzaneen Jhb Taxi Rank	30/06/2015	n/a	R 150 000	Engage with CSD (user Department) to establish requirements and draft specifications	Scope of work finalised with CSD and now busy with specification	Advertising and sourcing of quotations	Construction of public toilet blocks	Construction of public toilet completed	None	n/a	Correspondence with CSD Correspondence with SCM Specifications proof of submission Appointment letter Completion letter
BSD	Improve access to sustainable and affordable services	Public Toilets	Public toilet-block at Tzaneen Sanlam Taxi rank	30/06/2015	n/a	R 150 000	Engage with CSD (user Department) to establish requirements and draft specifications	Scope of work finalised with CSD and now busy with specification	Advertising and sourcing of quotations	Construction of public toilet blocks	Construction of public toilet completed	None	n/a	Correspondence with CSD Correspondence with SCM Specifications proof of submission Appointment letter Completion letter
BSD	Improve access to sustainable and affordable services	Roads and Storm water Infrastructure Development	Haenertsburg DoC entrance road	30/06/2015	n/a	R 500 000	Site inspection and planning	Site inspection done. Busy with the process of appointing the service provider	Stabilisation and re-gravelling of access road to the Drop Off Centre at Haenertsburg	Not applicable this quarter	Not applicable this quarter	None	n/a	Site inspection Report Payment to contractor
BSD	Improve access to sustainable and affordable services	Roads and Storm water Infrastructure Development	Nkowankowa DoC entrance road	30/06/2015	n/a	R 500 000	Site inspection and planning	Site inspection done. Busy with the process of appointing the service provider	Stabilisation and re-gravelling of access road to the Drop Off Centre at Nkowankowa	Not applicable this quarter	Not applicable this quarter	None	n/a	Site inspection Report Payment to contractor
BSD	Improve access to sustainable and affordable services	Roads and Storm water Infrastructure Development	Agatha Cemetery low level bridge	30/06/2016		R 500 000	Drafting of specifications. Advertisement for appointment of a consultant	Drafting of specification and advertisement not yet done	Appointment of consultant finalised.	Feasibility study. Advertisement for a contractor	Appointment of Contractor and construction commenced	SCM Busy with the process of appointing the service provider	None	Specifications Advertisements for Consultant & Contractor Feasibility Study Progress Report from contractor

**Quarterly deliverables per Project- Engineering Services Department**

KPA/ Theme	Strategic Objective	Programme	Project	Planned end date	Opex 2014/2015	Capex 2014/2015	Qtr Ending 30 Sept '14	Actual Activities concluded by 30 Sept '14	Qtr Ending 31 Dec '14	Qtr Ending 31 Mar '15	Qtr Ending 30 Jun '15	Reason for deviation	Measures taken to improve	Means of verification
BSD	Improve access to sustainable and affordable services	Roads and Storm water Infrastructure Development	Khubu to Lwandlamuni Low Level bridge	30/06/2016		R 500 000	Drafting of specifications. Advertisement for appointment of a consultant	Drafting of specification and advertisement not yet done	Appointment of consultant finalised.	Feasibility study. Advertisement for a contractor	Appointment of Contractor and construction commenced	Busy with the process of appointing the service provider	None	Specifications Advertisements for Consultant & Contractor Feasibility Study Progress Report from contractor
BSD	Improve access to sustainable and affordable services	Roads and Storm water Infrastructure Development	Mokonyane low level bridge	30/06/2016		R 500 000	Finalisation of EIA by consultant	EIA Consultant busy with special wetland delineation study and functionality assessment	Advertisement for appointment of a contractor	Appointment of contractor and construction	Construction	Slow progress on EIA processes.	None	EIA Advertisements Progress report from contractor
BSD	Improve access to sustainable and affordable services	Roads and Storm water Infrastructure Development	Moruji to Matswi, Kheshokolwe Tar Road	30/06/2016		R 14 571 797	Liaise with Roads and Transport for permission to tar Provincial link road	Awaiting approval for funding by MIG	Finalise designs and compile tender documents	Advertisement and appointment of contractor	Construction commenced	MIG require a letter a permission from Auditor General before approval	A letter to request approval has been sent to AG on 6 October 2014.	Communique with DRT Tender Report Tender Documents Appointment Letter
BSD	Improve access to sustainable and affordable services	Roads and Storm water Infrastructure Development	Pedestrian Bridge at Marumofase	30/06/2015		R 6 120 155	Designs and tender documents ready, appointment of contractor completed	No progress	Construction of bridge	Construction of bridge	Pedestrian bridge completed	This project is funded by the VAT money of the three road projects which are not approved yet by MIG	Speed up the process of the approval of the three projects	Tender Documents Appointment Letter Completion Certificate
BSD	Improve access to sustainable and affordable services	Roads and Storm water Infrastructure Development	Rikhotso low level bridge	30/06/2016		R 1 000 000	Finalisation of EIA by consultant	EIA Consultant busy with special wetland delineation study and functionality assessment	Advertisement for appointment of a contractor	Appointment of contractor and construction	Construction	Slow progress on EIA processes.	None	EIA Advertisements Progress report from contractor
BSD	Improve access to sustainable and affordable services	Roads and Storm water Infrastructure Development	Rita, Khopo, Lefara, Zanghoma, Uhuru, Xipungu to Mariveni Tar Road	30/06/2018		R 14 571 797	Liaise with Roads and Transport for permission to tar Provincial link road	Awaiting approval for funding by MIG	Finalise designs and compile tender documents	Advertisement and appointment of contractor	Construction commenced	MIG require a letter a permission from Auditor General before approval	A letter to request approval has been sent to AG on 6 October 2014.	Communique with DRT Tender Report Tender Documents Appointment Letter
BSD	Improve access to sustainable and affordable services	Roads and Storm water Infrastructure Development	Thapane to Moruji Tar	30/06/2015		R 36 551 029	Construction, physical progress at	Construction is on schedule, physical progress is at 46%	Construction, physical progress at	Construction, physical progress at	Road completed, 11km	None	n/a	Completion certificate
BSD	Improve access to sustainable and affordable services	Roads and Storm water Infrastructure Development	Tickyline, Myakayaka, Burgersdorp, Gavaza to Mafarana Tar Road	30/06/2018		R 14 571 979	Liaise with Roads and Transport for permission to tar Provincial link road	Awaiting approval for funding by MIG	Finalise designs and compile tender documents	Advertisement and appointment of contractor	Construction commenced	MIG require a letter a permission from Auditor General before approval	A letter to request approval has been sent to AG on 6 October 2014.	Communique with DRT Tender Report Tender Documents Appointment Letter
BSD	Improve access to sustainable and affordable services	Sport and recreation facilities	Tzaneen swimming pool upgrade and refurbishment	30/06/2015	n/a	R 10 355 060	Construction, physical progress at 40%	Contractor is on site, physical progress is at 7%	Construction, physical progress at 70%	Swimmingpool construction completed.	Not applicable this quarter	Delay in the appointment of the contractor by Supply Chain	None	MIG Progress Reports Monthly Reports Complete Certificate

### Quarterly deliverables per Project- Engineering Services Department

KPA/ Theme	Strategic Objective	Programme	Project	Planned end date	Opex 2014/2015	Capex 2014/2015	Qtr Ending 30 Sept '14	Actual Activities concluded by 30 Sept '14	Qtr Ending 31 Dec '14	Qtr Ending 31 Mar '15	Qtr Ending 30 Jun '15	Reason for deviation	Measures taken to improve	Means of verification
BSD	Optimise and sustain infrastructure investment and services	Maintenance and upgrading of municipal buildings	Replacement of roof in the civic centre in Tzaneen	30/06/2015	n/a	R 500 000	Draft specifications and submit to Supply Chain for procurement process	Bidding process completed and only waiting for SCMU to appoint a service provider.	Advertise for a service provider	Appointment of a service provider	Construction of roof at the civic centre	Delay in the appointment of the contractor by Supply Chain	None	Specifications Correspondence with SCM Advertisement Appointment Letter Completion certificate
BSD	Optimise and sustain infrastructure investment and services	Maintenance of municipal assets	Upgrading of Lenyeny Stadium (phase 2)	30/06/2015		R 10 675 030	Construction, physical progress at 40%	Contractor on site, physical progress is at 7%	Construction, physical progress at 70%	Stadium upgrade completed.	Not applicable this quarter	Delay in the appointment of the contractor by Supply Chain	None	MIG Progress Reports Monthly Reports Complete Certificate
BSD	Optimise and sustain infrastructure investment and services	Roads & Storm water maintenance and upgrade	Purchase generators	30/06/2015		R 60 000	Drafting of specifications and advertise for a service provider	Drafting of specifications and advertise for a service provider not yet done	Procurement of generator	Not applicable this quarter	Not applicable this quarter	Budget has been redirected to another project	Funds to be made available with adjustment budget	Asset Register update
BSD	Optimise and sustain infrastructure investment and services	Roads & Storm water maintenance and upgrade	Purchase Survey Equipment	30/06/2015		R 150 000	Drafting of specifications and advertise for a service provider	Drafting of specifications and advertise for a service provider not yet done	Procurement of survey equipment	Not applicable this quarter	Not applicable this quarter	Budget has been redirected to another project	Funds to be made available with adjustment budget	Asset Register update
BSD	Optimise and sustain infrastructure investment and services	Roads & Storm water maintenance and upgrade	Purchase welding machines	30/06/2015		R 25 000	Not applicable this quarter	Not applicable this quarter	Procurement of welding machines	Not applicable this quarter	Not applicable this quarter	n/a	n/a	Asset Register update
BSD	Optimise and sustain infrastructure investment and services	Roads & Storm water maintenance and upgrade	Roads masterplan Development	30/06/2015			Liaise with MISA on the drafting of a Road Master Plan. Report Progress	MISA has appointed the service provider the previous financial year. On the 21st August 2014, GTM signed off the MISA Technical Support Plan	Liaise with MISA on the drafting of a Road Master Plan. Report Progress	Liaise with MISA on the drafting of a Road Master Plan. Report Progress	Liaise with MISA on the drafting of a Road Master Plan. Report Progress	None	n/a	Progress Reports
BSD	Optimise and sustain infrastructure investment and services	Water and Sewer maintenance and upgrade	BlueDrop Water Certification (BDC)	30/06/2015	R 300 000		Maintain blue drop status by monitoring compliance to SANS 241:2011 at Tzaneen & Letsitele water system. Develop water safety plans and policies for Nkowankowa and Lenyeny to secure BDC	Water safety plans are in place for Tzaneen and Letsitele and the monitoring is an ongoing process for Tzaneen and Letsitele. Nkowankowa and lenyeny to be done by MDM	Maintain blue drop status by monitoring compliance to SANS 241:2011 at Tzaneen & Letsitele water system. Implement water safety plans and policies for Nkowankowa and Lenyeny to secure BDC	Maintain blue drop status by monitoring compliance to SANS 241:2011 at Tzaneen & Letsitele water system. Implement water safety plans and policies for Nkowankowa and Lenyeny to secure BDC	Maintain blue drop status by monitoring compliance to SANS 241:2011 at Tzaneen & Letsitele water system. Implement water safety plans and policies for Nkowankowa and Lenyeny to secure BDC	Nkowankowa and Lenyeny are done by MDM and Lepelle	n/a	Water Quality reports Policies



**Quarterly deliverables per Project- Engineering Services Department**

KPA/ Theme	Strategic Objective	Programme	Project	Planned end date	Opex 2014/2015	Capex 2014/2015	Qtr Ending 30 Sept '14	Actual Activities concluded by 30 Sept '14	Qtr Ending 31 Dec '14	Qtr Ending 31 Mar '15	Qtr Ending 30 Jun '15	Reason for deviation	Measures taken to improve	Means of verification
BSD	Optimise and sustain infrastructure investment and services	Water and Sewer maintenance and upgrade	GreenDrop Certification (GDC)	30/06/2015			Develop plans for waste water management to secure GDC for Tzaneen & Nkawkowa and Lenyeny. Monitor activities to ensure adherence to SANS 241:2011	Tzaneen has Green Drop Compliance and the monitoring is an ongoing process for Tzaneen only and nkowa nkowa and Lenyeny is the responsibility of MDM	Develop plans for waste water management to secure GDC for Tzaneen & Nkawkowa and Lenyeny. Monitor activities to ensure adherence to SANS 241:2011	Develop plans for waste water management to secure GDC for Tzaneen & Nkawkowa and Lenyeny. Monitor activities to ensure adherence to SANS 241:2011	Develop plans for waste water management to secure GDC for Tzaneen & Nkawkowa and Lenyeny. Monitor activities to ensure adherence to SANS 241:2011	Nkawkowa and Lenyeny are done by MDM and Lepelle	n/a	*Waste Water Management Plan *Waste Water Quality reports
BSD	Optimise and sustain infrastructure investment and services	Water and Sewer maintenance and upgrade	Water & Sewer master plan	30/06/2015			Liaise with MDM & MISA on the drafting of a Water and Sewer Master plan, report progress	MDM and MISA finalising the plan	Liaise with MDM & MISA on the drafting of a Water and Sewer Master plan, report progress	Liaise with MDM & MISA on the drafting of a Water and Sewer Master plan, report progress	Liaise with MDM & MISA on the drafting of a Water and Sewer Master plan, report progress	MDM and MISA finalising the plan	n/a	Correspondence
BSD	Optimise and sustain infrastructure investment and services	Water and Sewer maintenance and upgrade	Water Service Authority	30/06/2015			Follow-up with COGSTA on progress with GTM Service Authority Status recommendation and report progress	Council took a decision to engage MDM at political level	Follow-up with COGSTA on progress with GTM Service Authority Status recommendation and report progress	Follow-up with COGSTA on progress with GTM Service Authority Status recommendation and report progress	Follow-up with COGSTA on progress with GTM Service Authority Status recommendation and report progress	Council took a decision to engage MDM at political level	n/a	Correspondence
GG	Effective and Efficient administration	Management and Administration	Purchase office furniture and Equipment for the Engineering Services department	30/06/2016	n/a	R 300 000	Not applicable this quarter	Not applicable this quarter	Purchase furniture and equipment	Purchase furniture and equipment	Not applicable this quarter	n/a	n/a	Payment advice Asset Register update
LED/SR	Integrated Developmental Planning	Neighbourhood Development	Nkawkowa Taxi Rank (High point Development Initiative) (NDPG)	30/06/2015	R 12 975 000		Monitor the Advertisement and appointment of a contractor. Report progress to Council	Waiting for the finalisation of the Bid document by the NDPG PMU	Monitor the Construction of the taxi rank and report progress to Council	Monitor the Construction of the taxi rank and report progress to Council	Monitor the finalisation of the CBD taxi rank upgrade and report progress to Council	Slow performance by the NDPG PMU in finalising the Bid document.	Several meetings were held with success and the Bid document was submitted on 15/10/2014.	NDPG Progress Reports ESD monthly reports Minutes of NDPG meetings
LED/SR	Integrated Developmental Planning	Neighbourhood Development	Nkawkowa Hawkers Facilities (High point Development Initiative) (NDPG) (Section C)	30/06/2015	R 7 876 000		Monitor the Advertisement and appointment of a contractor. Report progress to Council	Design completed only.	Monitor the Construction of the taxi rank and report progress to Council	Monitor the Construction of the taxi rank and report progress to Council	Monitor the finalisation of the Hawkers facility upgrade and report progress to Council	Awaiting confirmation of budget availability from Treasury	Follow ups made with Treasury.	NDPG Progress Reports ESD monthly reports Minutes of NDPG meetings
LED/SR	Integrated Developmental Planning	Neighbourhood Development	Nkawkowa C Ring Road (NDPG)	30/06/2015	R 2 000 000		Monitor the construction of the Nkawkowa C Ringroad and report progress to Council	Road completed	Monitor the construction of the Nkawkowa C Ringroad and report progress to Council	Monitor the construction of the Nkawkowa C Ringroad and report progress to Council	Monitor the construction of the Nkawkowa C Ringroad and report progress to Council	None	n/a	NDPG Progress Reports ESD monthly reports Minutes of NDPG meetings

### Key Performance Indicators (KPIs) - Planning and Economic Development Department

KPA/Theme	Strategic Objective	Programme	Strategic KPI	Baseline (end June 2014)	Target Sept '14	Actual Achieved 30 Sept '14	Target Dec '14	Target Mar '15	Target Jun '15	Reason for deviation	Measures taken to improve	Means of verification
BSD	Improve access to sustainable and affordable services	Integrated Human Settlements	<i>IHSSP approved by 30 June</i>	Not done	not applicable this quarter	Not applicable this quarter	not applicable this quarter	not applicable this quarter	30 June 2015	n/a	n/a	Council Minutes
BSD	Improve access to sustainable and affordable services	Integrated Human Settlements	<i>Ha of land acquired for development</i>	new indicator	not applicable this quarter	Not applicable this quarter	not applicable this quarter	not applicable this quarter	6ha	n/a	n/a	Deed of Sale
GG	Effective and Efficient administration	Management and Administration	# of departmental meetings	4	1	0	2	3	4	Director not appointed yet. No acting Director	Council to appoint Director	Minutes and Attendance registers of Departmental meetings
GG / MFVM	Increase financial viability	Budget management	% of departmental budget spent	90%	25%	24.1%	50%	75%	100%	None	n/a	Monthly financial budget reports
GG / MFVM	Increase financial viability	Financial reporting	% of AG queries responded to within 3 working days	100%	Not applicable this quarter	Not applicable this quarter	100%	Not applicable this quarter	Not applicable this quarter	n/a	n/a	Register of Audit queries & corresponding reports
LED	Increased investment in the GTM economy	Agriculture	<i># of jobs created through agricultural value chain</i>	100	250	0	250	250	250	Statistics not coordinated and consolidated	Working on organizing structures. Statistics to be submitted by organized structures	Cooperative Salary Payroll
LED	Increased investment in the GTM economy	Community Works Programme	<i>Nr of cooperatives established and still functional in wards where the CWP is implemented</i>	4	Not applicable this quarter	Not applicable this quarter	4	Not applicable this quarter	4	n/a	n/a	CWP reports Minutes & Attendance register
LED	Increased investment in the GTM economy	Community Works Programme	<i>Number of job opportunities created through the CWP</i>	1800	2000	1800	2000	2000	2045	None	n/a	CWP Employment register
LED	Increased investment in the GTM economy	Marketing and Investor Targeting	<i># of jobs created through municipal LED initiatives including Capital Projects</i>	50	100	0	200	400	600	No specific allocation for LED projects.	To consolidate statistic for currently active projects to submit during 2nd term.	LED monthly job creation report
LED	Increased investment in the GTM economy	Tourism	<i># of Tourism SMMEs exposed to the market</i>	8	10	11	10	20	30	None	n/a	Itinerary Events report
LED	Integrated developmental planning	Integrated Spatial Development	Policy for Development of Rural nodes approved by 30 June	0	Not applicable this quarter	Not applicable this quarter	Not applicable this quarter	Not applicable this quarter	30-Jun	n/a	n/a	Rural Development Policy Council Minutes

**Quarterly deliverables per Project- Planning and Economic Development Department**

KPA/ Theme	Strategic Objective	Programme	Project	Planned end date	Opex 2014/2015	Capex 2014/2015	Qtr Ending 30 Sept '14	Actual Activities concluded by 30 Sept '14	Qtr Ending 31 Dec '14	Qtr Ending 31 Mar '15	Qtr Ending 30 Jun '15	Reason for deviation	Measures taken to improve	Means of verification
GG	Effective and Efficient administration	Management and Administration	Purchase office furniture and Equipment for the PED department	30/06/2015		R 300 000	Submit specifications to SCM	Not spent yet - Town Planning Specifications was submitted to SCM - LHS	Procurement of furniture	Payment for furniture	Not applicable this quarter	Lack of office space	ESD busy with planning for office space	Asset Register update
LED	Integrated Developmental Planning	Integrated Spatial development	Talana Hostel programme	30/06/2015		R 350 000	Monitor the process of Township establishment. Ensure that specifications are completed and procurement process is followed	Waiting for the Township Establishment by the Department of COGHSTA	Appointment of consultant	Monitor the process of Township establishment report progress	Monitor the process of Township establishment report progress	The LHS Division is monitoring the Establishment, however this activity will be officially handed to Town Planning to develop specification and memorandum will be written to Town	None	Specifications Appointment Letter Consultant reports Council resolutions
LED	Integrated Developmental Planning	Land Acquisition	Acquisition of land at Nkowankowa (Cemetery)	30/06/2015		R 800 000	Negotiations with Traditional Authority	In progress, not yet finalised	Negotiations with Traditional Authority	Land availability agreement finalised	Deed of sale concluded	Currently the relationship with the Chief is not helathy. The politicians should intervene on this matter. However the amopunt of R385 000 was used toward the purchase of Portion 14 and 35 of the Farm Dwarsfontein at Politsi because there was a budget shorfall.		Correspondence Minutes Land availability agreement Deed of sale
LED	Integrated Developmental Planning	Land Acquisition	Acquisition of land at Politsi (residential)	30/06/2015		R 3 000 000	Payment of last installment effected	Payment of the last instalment has been done. The process of transfers has beed lodged at the Deeds Office. Lease Agreement has been signed by all parties	Public Participation to inform the current occupants on the future upgrading	Submission of project to Housing Development Agency (HDA) for feasibility study	Report progress on the Housing Development Agency (HDA) feasibility study.	None	n/a	Proof of payment Minutes of Public Participation Correspondence with HDA
LED	Integrated Developmental Planning	Land Acquisition	Transfer of state land to GTM (Regional Cemetery)	30/06/2015		R 350 000	Negotiations with Dpt of Rural Development and Land reform	Negotiations will resume by end of second quarter.	Drafting of specifications for appointment of consultant to do a feasibility study. Negotiations with Dpt of Rural Development and Land reform. Report	Deed of transfer from Dept of Rural developmen and land reform.	Appointment of consultant for feasibility study. Appointment of the Conveyancer	Letters was written to the Department of Rural Development and Land Reform	None	Correspondence Deed of Donation Specifications Appointment letters for consultant & conveyancer

**Quarterly deliverables per Project- Planning and Economic Development Department**

KPA/ Theme	Strategic Objective	Programme	Project	Planned end date	Opex 2014/2015	Capex 2014/2015	Qtr Ending 30 Sept '14	Actual Activities concluded by 30 Sept '14	Qtr Ending 31 Dec '14	Qtr Ending 31 Mar '15	Qtr Ending 30 Jun '15	Reason for deviation	Measures taken to improve	Means of verification
LED/SR	Integrated Developmental Planning	Integrated Development Planning	<i>Spatial Development Framework review</i>	30/06/2015	R 600 000		Specifications for procurement of a consultant to review SDF & Rural Development Strategy completed.	Received bids and currently processing and valuation	Advertisement and appointment of consultant completed	Draft SDF & Rural Development Strategy submitted to Council	Public participation on SDF and Rural Development Strategy finalised. SDF & Rural Development strategy adopted by Council	None	n/a	Specifications Advertisement Appointment letter SDF & Rural Dev Strategy Council Minutes Minutes of public
LED/SR	Integrated Developmental Planning	Integrated Development Planning	Socio - Economic survey	30/06/2015	R 350 000		Council resolution outlining the roll-out programme approved by Council	No approval yet.	Monitor the roll-out of the Socio-Economic Survey as per the Council Resolution. Report progress	Monitor the roll-out of the Socio-Economic Survey as per the Council Resolution. Report progress	Monitor the roll-out of the Socio-Economic Survey as per the Council Resolution. Report progress	Final report and roll out process meeting delayed due to unavailability of key stakeholders.	Meeting rescheduled for 09 October 2014 and roll out to start immediately.	Council Resolution Roll-out Programme Monthly reports from UNIVEN Monthly Dept reports
LED/SR	Integrated Developmental Planning	Integrated Spatial development	Land identification for social housing	30/06/2015	R 300 000		Develop a programme for the identification of land	In progress, not yet finalised	Identify land for social housing as per the approved programme	Consolidation of sites in Tzn Ext78	Intergration and engagement of COGHSTA and HDA	HDA appointed the consultant to conduct urban appraisal on the identified land and the process is	None	Programme Correspondence with COGHSTA & HDA Progress

### Key Performance Indicators (KPIs) - Greater Tzaneen Economic Development Agency

KPA/ Theme	Strategic Objective	Programme	Strategic KPI	Baseline (end June 2014)	Target Sept '14	Actual Achieved 30 Sept '14	Target Dec '14	Target Mar '15	Target Jun '15	Reason for deviation	Measures taken to improve	Means of verification
GG	Effective and Efficient administration	Board Structures	Updated governance charters approved by 30 Dec	1	Not applicable this quarter	Not applicable this quarter	30-Dec	Not applicable this quarter	Not applicable this quarter	n/a	n/a	Governance Charters Board Minutes
GG	Effective and Efficient administration	Board Structures	% of Board members inducted and orientated by 30 July	100%	100%	0%	Not applicable this quarter	Not applicable this quarter	Not applicable this quarter	Current Board Term Of Service extended until end of Dec 2014.	The GTM Council is in a process of appointing the New Board for GTEDA and Recruitment process is to be finalised by end of December 2014.	Attendance Register and Programme of induction
GG	Effective and Efficient administration	Board Support	Number of board packs circulated 7 days before each meeting	4	1	0	2	3	4	Board Pack circulated 18 Aug 2014 for Meeting to be held 23 August 2014 (5 days).	Management is in a process of developing an action plan to provide support to the Secretariat	Records of distribution
GG	Effective and Efficient administration	Board Support	% of Board Resolutions implemented	79%	100%	75%	100%	100%	100%	Project Disputes.	A letter has been send to GTM Council for possible intervention on Land Locked Projects and Tribal Authorities	Board Resolution register
GG	Effective and Efficient administration	Board Support	Annual report approved by the Board by end December	26-Oct	Not applicable this quarter	Not applicable this quarter	30-Dec	Not applicable this quarter	Not applicable this quarter	n/a	n/a	Board Minutes Annual Report
GG	Effective and Efficient administration	Board Support	Annual report submitted to GTM by 10 January	09-Jan	Not applicable this quarter	Not applicable this quarter	Not applicable this quarter	10-Jan	Not applicable this quarter	n/a	n/a	Annual Report and proof of Submission to GTM (correspondence)
GG	Effective and Efficient administration	Performance monitoring and reporting	Institutional Scorecard finalised by 30 May	28-Jun-14	Not applicable this quarter	Not applicable this quarter	Not applicable this quarter	Not applicable this quarter	30-May	n/a	n/a	Board Minutes Organisational Scorecard
GG	Effective and Efficient administration	Performance monitoring and reporting	# of quarterly progress reports submitted to the Board	4	1	1	2	3	4	n/a	n/a	Board Minutes Quarterly Reports
GG	Effective and Efficient administration	Risk management	Number of updated Risk Registers submitted to the Board	4	1	1	2	3	4	n/a	n/a	Updated Risk Register Board Minutes
GG	Effective and Efficient administration	Risk management	% compliance issues attended to within 7 working Days	90%	100%	90%	100%	100%	100%	Review of Project Management Policy and Procedure Manual in progress.	Adhoc Policy Review Committee constituted by Board 23 Aug 2014, for annual policy review and this will be finalised by 31	Internal Audit Reports Management Reports & Responses

### Key Performance Indicators (KPIs) - Greater Tzaneen Economic Development Agency

KPA/ Theme	Strategic Objective	Programme	Strategic KPI	Baseline (end June 2014)	Target Sept '14	Actual Achieved 30 Sept '14	Target Dec '14	Target Mar '15	Target Jun '15	Reason for deviation	Measures taken to improve	Means of verification
GG	Effective and Efficient administration	Sound Governance	<i>Audit opinion for GTEDA</i>	Unqualified Audit Opinion 30 June 2013	Not applicable this quarter	Not applicable this quarter	Unqualified	Not applicable this quarter	Not applicable this quarter	n/a	n/a	Audit Report
GG	Effective and Efficient administration	Sound Governance	# of audit committee reports submitted to the Board		4	1	2	3	4	n/a	n/a	Audit committee reports Board Minutes
GG / MFVM	Increase financial viability	Budget management	% of GTEDA budget spent	95%	25%	26%	50%	75%	100%	n/a	n/a	Monthly financial reports
GG / MFVM	Increase financial viability	Budget management	3 Year Budget approved by 30 April annually	05-Apr-14	Not applicable this quarter	Not applicable this quarter	Not applicable this quarter	Not applicable this quarter	30-Apr	n/a	n/a	Budget Board Minutes
GG / MFVM	Increase financial viability	Financial reporting	Number of Monthly Financial Reports submitted to GTM by the 7th of every month	12	3	3	6	9	12	n/a	n/a	Monthly reports Acknowledgement of receipt
GG / MFVM	Increase financial viability	Financial reporting	Financial Statements (AFS) submitted to GTM by 15 August	02-Aug-13	15-Aug	31-Aug-14	Not applicable this quarter	Not applicable this quarter	Not applicable this quarter	First time submission of AFS to AGSA.	Skills transfer from GTM through reporting alignment and consolidation process and AGSA.	AFS Acknowledgement of receipt from GTM
LED	Create a stable economic environment by attracting suitable investors	Economic Growth and Investment	<i># of committed investors attracted through GTEDA</i>	5	Not applicable this quarter	Not applicable this quarter	Not applicable this quarter	Not applicable this quarter	5	n/a	n/a	Investment reports (LADC, MDDA, Premiers Office & SEDA)
LED	Increased investment in the GTM economy	Enterprise Development (SMME support)	<i># of SMMEs capacitated through GTEDA (1 Per cluster)</i>	4	1	–	2	3	4	No SMME training provided due to lack of human and financial resources	Engagements with funders Business Advisor is undergoing a disciplinary enquiry. Developing a report to Board recommending a remedial action to strengthen the Business Support services to be functional.	GTEDA SMME support report
LED	Increased investment in the GTM economy	Marketing and Investor Targeting	<i># of jobs created by GTEDA</i>	160	50	18	100	150	200	Due to Project Disputes by Tribal Authorities. Agreement not yet signed between Bathabine and Investor.	The matter on project disputes has been escalated to GTM Council for urgent intervention. The agreement will be concluded in quarter 2.	GTEDA monthly project progress reports Minutes of meetings

### Key Performance Indicators (KPIs) - Greater Tzaneen Economic Development Agency

KPA/ Theme	Strategic Objective	Programme	Strategic KPI	Baseline (end June 2014)	Target Sept '14	Actual Achieved 30 Sept '14	Target Dec '14	Target Mar '15	Target Jun '15	Reason for deviation	Measures taken to improve	Means of verification
LED/ MTOD	Develop a high performance culture for a changed, diverse, efficient and effective local government	Employee Performance Management	Nr of Signed Performance Agreements by 30 July	9	Not applicable this quarter	8	Not applicable this quarter	Not applicable this quarter		1 x Employee (A Mushwana) who is refusing to sign the employment contract did not sign the performance agreement.	The Employee (A Mushwana) has been suspended with effect from 15 July 2014 and is undergoing disciplinary enquiry in this	Signed Performance Agreements
LED/ MTOD	Develop a high performance culture for a changed, diverse, efficient and effective local government	Employee Performance Management	Nr of performance assessments concluded for GTEDA employees	4	1	1	2	3	4	n/a	n/a	Performance Assessment Reports

**Quarterly deliverables per Project- Greater Tzaneen Economic Development Agency**

KPA/ Theme	Strategic Objective	Programme	Project	Planned end date	Opex 2014/2015	Capex 2014/2015	Qtr Ending 30 Sept '14	Actual Activities concluded by 30 Sept '14	Qtr Ending 31 Dec '14	Qtr Ending 31 Mar '15	Qtr Ending 30 Jun '15	Reason for deviation	Measures taken to improve	Means of verification
LED	Increased investment in the GTM economy	Agriculture	Livestock improvement - Leathermaking	30/06/2015	R 80 000		Project Implementation Plan finalised by 4 July '14. Monitor and evaluate Implementation of the Business Operational plan. Assist with resource mobilization. Finalise SLA with strategic partner. Compile monthly and quarterly reports.	<b>Leather Making - Project</b> Implementation Plan finalised. Monitoring and evaluation of the project done. 2014/15 business operational plan developed. Facilitated resource mobilisation with Department of social Development and IDC. <b>Tannery Project -</b> Facilitated the re-registration of the Co-operative with CIPC. Facilitated a draft MOU between the co-operative and GTEDA. Monthly and quarterly reports	Monitor and evaluate project implementation in line with the Business operational plan. Compile monthly and quarterly reports. Assist with resource mobilization in line with the Implementation Plan	Monitor and evaluate project implementation in line with the Business operational plan. Compile monthly and quarterly reports. Assist with resource mobilization in line with the Implementation Plan	Monitor and evaluate project implementation in line with the Business operational plan. Compile monthly and quarterly reports. Assist with resource mobilization in line with the Implementation Plan	<b>Leather Making -</b> SLA not signed with strategic partner <b>Tannery Project -</b> De-registration of the co-operative by CIPC	Negotiations are underway  An application has been submitted for registration	Project Implementation Plan Business Operational Plan. Monthly and quarterly Board Reports. Signed funding and partnership agreements.
LED	Increased investment in the GTM economy	Agriculture	Support to restituted farms (Sapekoe, Batabine, Tours and Mamahlola farms)	30/06/2015	R 60 000		Monitor support to Sapekoe, Batabine, Tours and Mamahlola farms and report progress in line with the Project implementation plan on a monthly basis	<b>Sapekoe (Makgoba Tea Estates)</b> - Monitoring and evaluation done <b>Batabine</b> - Facilitated Meetings with potential investors. <b>Mamahlola</b> - Monitoring and evaluation done. Monthly reports were compiled.	Monitor support to Sapekoe, Batabine, Tours and Mamahlola farms and report progress in line with the Project implementation plan on a monthly basis	Monitor support to Sapekoe, Batabine, Tours and Mamahlola farms and report progress in line with the Project implementation plan on a monthly basis	Monitor support to Sapekoe, Batabine, Tours and Mamahlola farms and report progress in line with the Project implementation plan on a monthly basis	<b>Sapekoe</b> - Delay in clarifying role of GTEDA by LEDA and Department of Agriculture. <b>Batabine</b> - delays in concluding investment deals with prospective investors. <b>Tours</b> - Internal disputes at Maake Tribal Authority. <b>Mamahlola</b> - Dispute between	Requested assistance from GTM council..	Project Implementation Plan. Resource mobilization Report. Monthly and quarterly Board Reports. Signed funding agreement.
LED	Increased investment in the GTM economy	Enterprise Development	New Shopping Centres Development	30/06/2015	R 100 000		Facilitate the establishment of new shopping centres report progress made on Nwamitwa, Moruti, Mokgwathi, Dan & Lifestyle malls, in line with the Project Implementation Plan	<b>Nwamitwa</b> - Facilitated finalisation of adjudication process. <b>Moruti and Mokgwathi</b> - Facilitated final resolution from Modjaji Traditional Authority. <b>Dan/Bindzulani</b> - Facilitated presentation of proposal to GTM Economic cluster.	Facilitate the establishment of new shopping centres report progress made on Nwamitwa, Moruti, Mokgwathi, Dan & Lifestyle malls, in line with the Project Implementation Plan	Facilitate the establishment of new shopping centres report progress made on Nwamitwa, Moruti, Mokgwathi, Dan & Lifestyle malls, in line with the Project Implementation Plan	Facilitate the establishment of new shopping centres report progress made on Nwamitwa, Moruti, Mokgwathi, Dan & Lifestyle malls, in line with the Project Implementation Plan	<b>Nwamitwa</b> - Reluctance by the Valoyi Traditional Authority to continue with the project. <b>Moruti</b> - Development of Kubjana shopping centre. <b>Mokgwathi</b> - Delay in finalising the resolution by the Royal Council. <b>Dan/Bindzulani</b> - Uncoordinated interventions by the Tribal houses, LEDA and other interested parties.	Requested assistance from GTM council to help resolve the disputes..	Monthly and quarterly Board Reports. Procurement Report. Project Implementation Plan
LED	Increased investment in the GTM economy	Enterprise Development	SMMES support (Business Development)	30/06/2015	R 80 000		Facilitate support to SMMES. Report progress with resources mobilised and support provided for the Village Bank and Internet Cafe (Lenyenye) in line with the Project Implementation Plan	Supported five SMMES with business advices. <b>Village Bank</b> - Facilitated registration with Co-operative Banks Development Agency.	Facilitate support to SMMES. Report progress with resources mobilised and support provided for the Village Bank and Internet Cafe (Lenyenye)	Facilitate support to SMMES. Report progress with resources mobilised and support provided for the Village Bank and Internet Cafe (Lenyenye)	Facilitate support to SMMES. Report progress with resources mobilised and support provided for the Village Bank and Internet Cafe (Lenyenye)	<b>Village Bank</b> - Suspended <b>Business Advisor</b> <b>Internet Cafe (Lenyenye)</b> - Electricity has been suspended by Eskom due to	Disciplinary measures are being taken. Engaged GTM to assist.	Project Implementation Plan Bank Registration Certificate. Monthly and quarterly Board Reports. Bank Subscriptions reports.
LED	Increased investment in the GTM economy	Enterprise Development	Community Radio Station	30/06/2015	R 50 000		Conduct Due Diligence for Strengthening of Board and Management. Facilitate an AGM 30 July. Finalise the Sustainability strategy. Facilitate the development of a Business Operational Plan for GTFM by 30 Sept. Compile monthly and quarterly reports	Due diligence conducted by GTM. Facilitated monthly management meeting. Provided administrative support. Compiled monthly reports.	Monitor and evaluate implementation of Sustainability Strategy and Business Operational Plan. Compile monthly and quarterly reports.	Monitor and evaluate implementation of Sustainability Strategy and Business Operational Plan. Compile monthly and quarterly reports.	Monitor and evaluate implementation of Sustainability Strategy and Business Operational Plan. Compile monthly and quarterly reports.	AGM not facilitated Outstanding bills . Inactive Board.	A committee has been set up to assist the station. A plan has been put in place to pay Telkom debt.	Due diligence Report. GTFM Sustainability strategy Business Operational Plan AGM Report. Monthly and quarterly Board Reports.



Quarterly deliverables per Project- Greater Tzaneen Economic Development Agency

KPA/ Theme	Strategic Objective	Programme	Project	Planned end date	Opex 2014/2015	Capex 2014/2015	Qtr Ending 30 Sept '14	Actual Activities concluded by 30 Sept '14	Qtr Ending 31 Dec '14	Qtr Ending 31 Mar '15	Qtr Ending 30 Jun '15	Reason for deviation	Measures taken to improve	Means of verification
LED	Increased investment in the GTM economy	Enterprise Development	Ideas Hub	30/06/2015	R 200 000		Appointment of a service provider for the drafting of a Concept Plan. Report progress on a monthly basis	Facilitated the setting up of a blog on the GTEDA website. Concept plan under review. Compiled monthly reports.	Commence with the drafting of the Concept plan. Finalise Concept Plan and submit to the Board for approval	Finalise Project Implementation Plan by 30 January. Report on progress with implementation on a monthly basis	Report on progress with implementation on a monthly basis	No funds to appoint a service provider. Lack of funds to speed up the blog setting up process and to pay service providers.	Actual budget is R 15 000 (was incorrectly captured as R 200 000) to be corrected during budget review. Requested IDC to release funding early in order to ensure projects have the funds to run.	Signed SLA Approved Concept document. Service Provider progress report Monthly and quarterly Board Reports.
LED	Increased investment in the GTM economy	Tourism	Tourism Development (Tours & Tzaneen Dam)	30/06/2015	R 80 000		Social facilitation and appoint a service provider to conduct an EIA for Tours Dam. Revisit Tzaneen Dam feasibility study and identify initiatives to support in partnership with local business. Report progress on a monthly basis.	<b>Tours Dam</b> - reviewed TOR for conducting EIA. <b>Tzaneen Dam</b> - Supported development of a Resource Management Plan(RMP) by Engineerex Pty Ltd. Compiled monthly report	Monitor the EIA process for Tours. Develop concept document for Tzaneen Dam initiatives identified. Submit concept document to the Board for approval. Report progress on a monthly basis.	Monitor the finalisation of the EIA for Tours Dam and present to the Board. Monitor Stakeholders engagements for resource mobilisation for Tzaneen Dam. Report progress on a monthly basis	Monitor resource mobilisation to implement Tours Dam initiatives. Monitor Stakeholders engagements for resource mobilisation for Tzaneen Dam. Report progress on a monthly basis	<b>Tours Dam</b> - Disputes between Masoma community and Maake Tribal Authority. <b>Tzaneen Dam</b> - All proposed plans suspended by the Department of Water	The matter was escalated to GTM for intervention. Waiting for outcome of RMP.	Signed SLA (Tours dam) EIA Correspondence with LTP Tzaneen Dam concept document Correspondence Minutes & Attendance Register for stakeholder meetings