


# Service Delivery and Budget Implementation Plan (SDBIP)

2014/15



GREATER TZANEEN MUNICIPALITY

Approval:

Mayor

Cllr DJ Mmetle

Signature

A handwritten signature in black ink, appearing to read 'DJ Mmetle', written over a horizontal line.

Date

02 July 2014

## TABLE OF CONTENTS

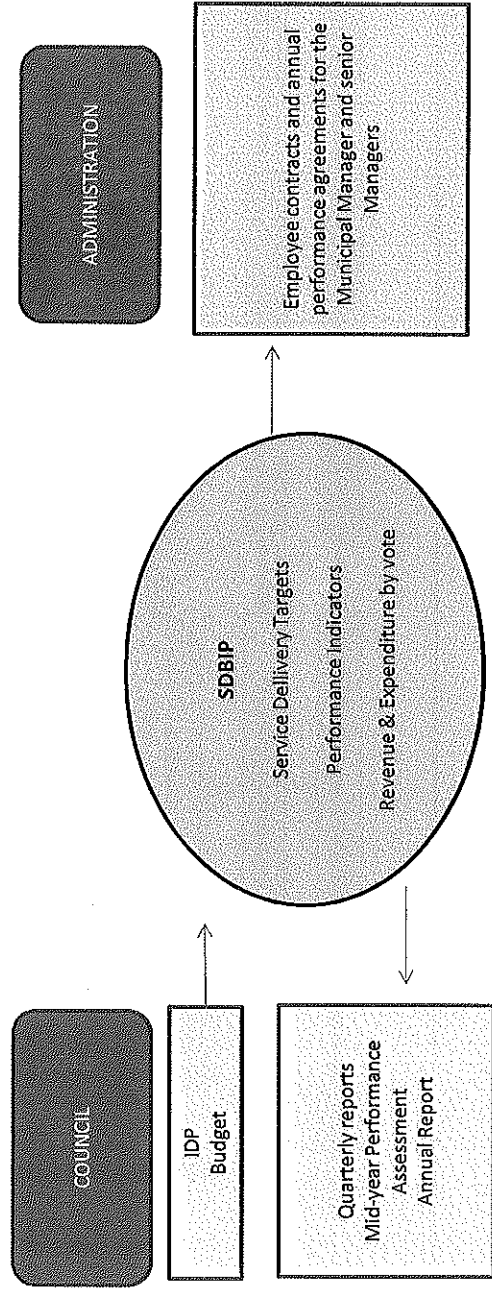
	Page
Introduction & Approval	3
Monthly Revenue Projections by source	5
Monthly Expenditure by vote	7
Quarterly Summary of Projected Revenue and Expenditure by Vote	12
Summary of Financial Performance	14
Capital Funding by source & Expenditure by Source & Vote	15
Service Delivery Targets (KPIs & Projects) - Office of the Municipal Manager	17
Service Delivery Targets (KPIs & Projects) - Chief Financial Officer	27
Service Delivery Targets (KPIs & Projects) - Corporate Services	33
Service Delivery Targets (KPIs & Projects) - Community Services	39
Service Delivery Targets (KPIs & Projects) - Electrical Engineering	44
Service Delivery Targets (KPIs & Projects) - Engineering Services	49
Service Delivery Targets (KPIs & Projects) - Planning and Economic Development	56
Service Delivery Targets (KPIs & Projects) - Greater Tzaneen Economic Development Agency	59
Capital Works Plan	62

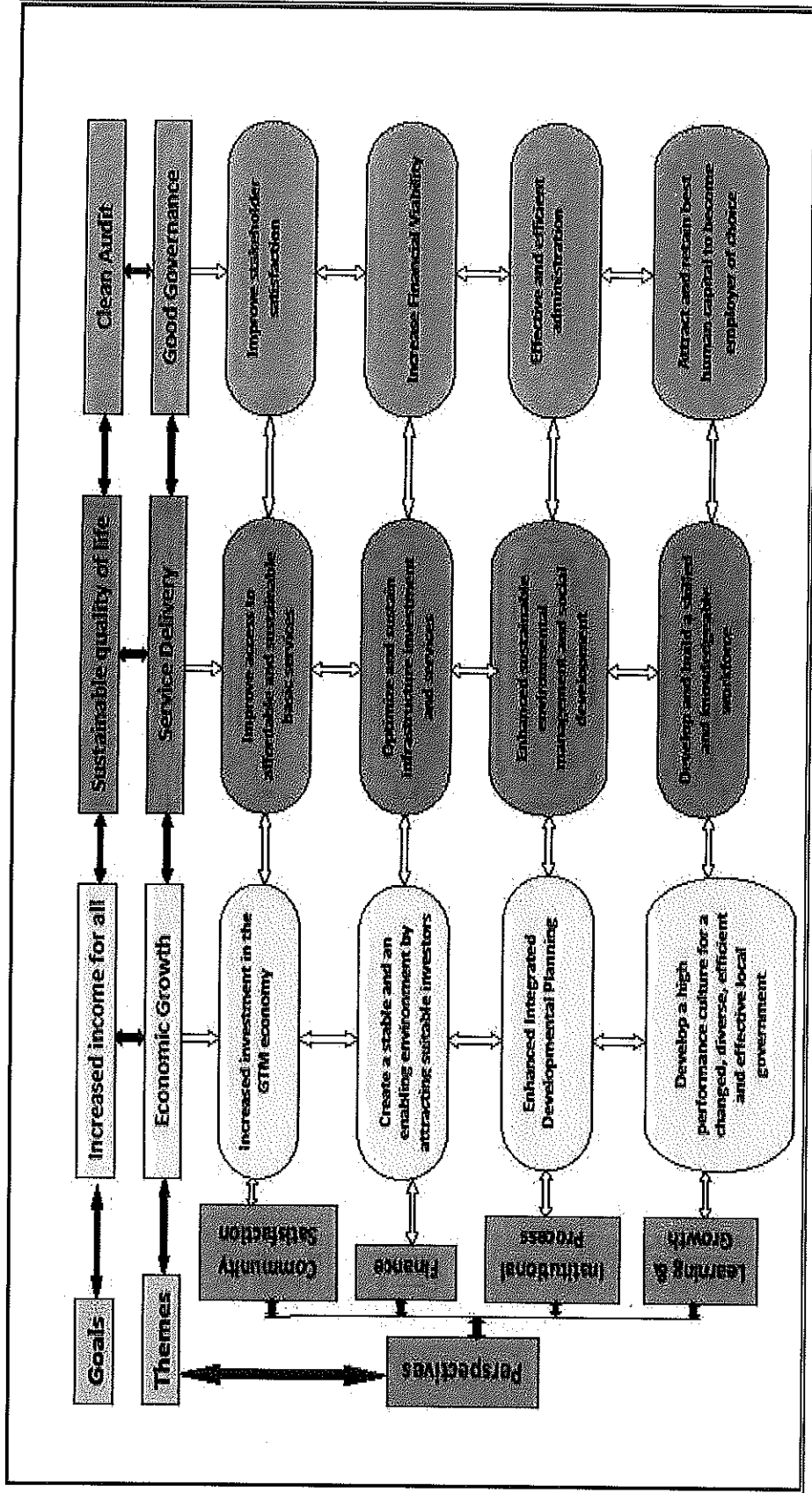
**INTRODUCTION & APPROVAL**

The Service Delivery and Budget Implementation Plan (SDBIP) serves as a “contract” (illustrated below) between the administration, council and the community, expressing the goals and objectives (see strategy map below) set by the Council as quantifiable outcomes that can be implemented by the administration over the next twelve months. This provides the basis for measuring performance in service delivery against end of year targets and therefore the implementation of the budget. The SDBIP is also a vital monitoring tool for the Mayor and Council to monitor in-year performance of the Municipal Manager and for the Municipal Manager to monitor the performance of all managers in the municipality within the financial year. This enables the Mayor and Municipal manager to be proactive and take remedial steps in the event of poor performance.

Being a management and implementation plan (and not a policy proposal), the SDBIP is not required to be approved by the council – it is however tabled before council and made public for information and for purposes of monitoring. The SDBIP should be seen as a dynamic document that may (at lower layers of the plan) be continually revised by the municipal manager and other top managers, as actual performance after each month or quarter is taken into account. However, the top-layer of the SDBIP and its targets cannot be revised without notifying the council as these are linked to the approved Budget and IDP, and if there is to be changes in service delivery targets and performance indicators, this must be with the approval of the council, following approval of an adjustments budget (section 54(1)(c) of MFMA).

The Municipal Manager is responsible for drafting the SDBIP and must submit to the Mayor for approval by no later than 28 days after approval of the budget. After approval the SDBIP must be made public.





Monthly Revenue projections by source for 2014/15

Source	Jul '14	Aug '14	Sep '14	Oct '14	Nov '14	Dec '14
	Projected	Projected	Projected	Projected	Projected	Projected
Property rates	6 564	6 713	6 592	6 628	6 723	5 928
Penalties imposed and collection charges on rates	370	269	279	400	419	277
Service charges	36 484	48 400	48 432	30 206	34 408	24 527
Rent of facilities and equipment	61	60	57	49	70	68
Interest earned - external investments	30	107	213	125	410	40
Interest earned - outstanding debtors	926	963	923	1 034	1 012	1 011
Fines	205	320	326	361	214	519
Licenses and Permits	35	-	68	119	46	40
Income from Agency services	3 166	1 991	2 005	2 281	6 014	4 755
Operating grants and subsidies	128 479	3 271	3 418	1 353	114 318	789
Other Revenue	8	1	188	246	479	6
equipment	-	-	-	-	-	-
Income foregone	(1 262)	(1 284)	(1 304)	(1 281)	(1 433)	(1 317)
<b>Total Revenue</b>	<b>175 065</b>	<b>60 811</b>	<b>61 196</b>	<b>41 523</b>	<b>162 681</b>	<b>36 643</b>

Monthly Actual Revenue by source for 2014/15

Source	Jul '14	Aug '14	Sep '14	Oct '14	Nov '14	Dec '14
	Actual	Actual	Actual	Actual	Actual	Actual
Property rates						
Penalties imposed and collection charges on rates						
Service charges						
Rent of facilities and equipment						
Interest earned - external investments						
Interest earned - outstanding debtors						
Fines						
Licenses and Permits						
Income from Agency services						
Operating grants and subsidies						
Other Revenue						
Gain on disposal of property, plant and equipment						
Income foregone						
<b>Total Revenue</b>						

**Monthly Revenue projections by source for 2014/15**

Source	Jan '15	Feb '15	Mar '15	Apr '15	May '15	Jun '15	TOTAL
	Projected	Projected	Projected	Projected	Projected	Projected	Projected
Property rates	6 441	6 577	6 502	6 788	6 660	4 884	77 000
Penalties imposed and collection charges on rates	406	391	434	397	450	409	4 500
Service charges	33 261	29 136	30 414	32 544	33 278	49 659	430 752
Rent of facilities and equipment	59	65	70	69	70	61	759
Interest earned - external investments	115	136	192	37	276	320	2 001
Interest earned - outstanding debtors	1 038	989	1 046	1 084	869	905	11 800
Fines	215	162	251	236	201	202	3 210
Licenses and Permits	27	68	27	20	14	31	497
Income from Agency services	6 313	4 393	3 736	2 232	3 044	3 063	42 993
Operating grants and subsidies	698	8 969	97 374	147	178	5 851	364 845
Other Revenue	438	261	10	5	58	5 330	7 030
equipment	-	-	-	-	-	2 300	2 300
Income foregone	(1 085)	(1 212)	(1 268)	(510)	(1 309)	(11 309)	(14 575)
<b>Total Revenue</b>	<b>47 926</b>	<b>49 936</b>	<b>138 788</b>	<b>43 047</b>	<b>43 789</b>	<b>71 706</b>	<b>933 112</b>

**Monthly Actual Revenue by source for 2014/15**

Source	Jan '15	Feb '15	Mar '15	Apr '15	May '15	Jun '15	TOTAL
	Projected	Projected	Projected	Projected	Projected	Projected	Projected
Property rates							
Penalties imposed and collection charges on rates							
Service charges							
Rent of facilities and equipment							
Interest earned - external investments							
Interest earned - outstanding debtors							
Fines							
Licenses and Permits							
Income from Agency services							
Operating grants and subsidies							
Other Revenue							
Gain on disposal of property, plant and equipment							
Income foregone							
<b>Total Revenue</b>							

**Monthly Projected Expenditure by Vote  
2014/15**

Vote	Jul-14			Aug-14			Sep-14		
	Opex R '000	Capex R '000	Rev R '000	Opex R '000	Capex R '000	Rev R '000	Opex R '000	Capex R '000	Rev R '000
Municipal Manager	1 330		-	724		-	896		-
Financial Services	4 547		102 245	4 523		7 832	4 417		7 031
Corporate Services	5 765		-	6 025		-	6 305		-
Planning and Economic Development	1 792		2 069	1 545		-	1 420	519	2 201
Community Services	11 331		5 076	11 808		4 931	12 713		4 117
Engineering Services	9 573	2 080	30 522	10 310	2 395	60	13 128	5 396	84
Electrical Engineering	8 381		35 154	38 133	593	47 988	41 342	872	47 764
GTEDA									
<b>Total By Vote</b>	<b>42 719</b>	<b>2 080</b>	<b>175 065</b>	<b>73 057</b>	<b>2 988</b>	<b>60 811</b>	<b>30 221</b>	<b>5 787</b>	<b>61 196</b>

**Monthly Actual Expenditure by Vote  
2014/15**

Vote	Jul-14			Aug-14			Sep-14		
	Opex R '000	Capex R '000	Rev R '000	Opex R '000	Capex R '000	Rev R '000	Opex R '000	Capex R '000	Rev R '000
Municipal Manager									
Executive and Council									
Financial Services									
Corporate Services									
Planning and Economic Development									
Community Services									
Engineering Services									
Electrical Engineering									
GTEDA									
<b>Total By Vote</b>	<b>-</b>	<b>-</b>	<b>-</b>	<b>-</b>	<b>-</b>	<b>-</b>	<b>-</b>	<b>-</b>	<b>-</b>

**Actual**

**Monthly Projected Expenditure by Vote  
2014/15**

Vote	Oct-14			Nov-14			Dec-14		
	Opex R '000	Capex R '000	Rev R '000	Opex R '000	Capex R '000	Rev R '000	Opex R '000	Capex R '000	Rev R '000
Municipal Manager	854		-	914		-	996		-
Financial Services	4 508		7 280	4 196		83 198	6 116		6 177
Corporate Services	6 530		-	5 406		-	6 355		-
Planning and Economic Development	1 418	472	18	1 328	1 028	2 900	2 452	1 779	15
Community Services	14 100		4 450	12 518		8 561	13 206		7 107
Engineering Services	9 637	785	141	10 825	6 095	34 821	12 804	7 018	182
Electrical Engineering	28 655	2 805	29 623	29 044	820	33 181	28 777	5 500	23 262
GTEDA									
<b>Total By Vote</b>	<b>65 703</b>	<b>4 071</b>	<b>41 523</b>	<b>64 232</b>	<b>7 942</b>	<b>152 565</b>	<b>70 706</b>	<b>14 297</b>	<b>36 643</b>

**Monthly Actual Expenditure by Vote  
2014/15**

Vote	Actual			Actual			Actual		
	Opex R '000	Capex R '000	Rev R '000	Opex R '000	Capex R '000	Rev R '000	Opex R '000	Capex R '000	Rev R '000
Municipal Manager									
Executive and Council									
Financial Services									
Corporate Services									
Planning and Economic Development									
Community Services									
Engineering Services									
Electrical Engineering									
GTEDA									
<b>Total By Vote</b>	<b>-</b>	<b>-</b>	<b>-</b>	<b>-</b>	<b>-</b>	<b>-</b>	<b>-</b>	<b>-</b>	<b>-</b>



**Monthly Projected Expenditure by Vote  
2014/15**

Vote	Jan-15			Feb-15			Mar-15		
	Opex R '000	Capex R '000	Rev R '000	Opex R '000	Capex R '000	Rev R '000	Opex R '000	Capex R '000	Rev R '000
Municipal Manager	1 159	-	-	849	-	-	1 116	-	-
Financial Services	4 097	-	7 900	4 676	-	7 185	5 082	-	63 966
Corporate Services	10 875	-	-	5 224	-	-	5 689	-	-
Planning and Economic Development	1 355	222	2	1 389	176	7 737	3 517	-	7 095
Community Services	12 750	-	8 315	12 271	-	7 227	11 913	-	16 078
Engineering Services	9 953	3 839	79	10 908	8 649	121	10 511	13 309	22 000
Electrical Engineering	19 945	4 000	31 631	31 951	6 831	27 666	25 142	2 500	30 049
GTEDA	-	-	-	-	-	-	-	-	-
<b>Total By Vote</b>	<b>60 134</b>	<b>8 061</b>	<b>47 926</b>	<b>67 247</b>	<b>15 655</b>	<b>49 936</b>	<b>62 940</b>	<b>15 809</b>	<b>138 788</b>

**Monthly Actual Expenditure by Vote  
2014/15**

Vote	Jan-15			Feb-15			Mar-15		
	Opex R '000	Capex R '000	Rev R '000	Opex R '000	Capex R '000	Rev R '000	Opex R '000	Capex R '000	Rev R '000
Municipal Manager	-	-	-	-	-	-	-	-	-
Executive and Council	-	-	-	-	-	-	-	-	-
Financial Services	-	-	-	-	-	-	-	-	-
Corporate Services	-	-	-	-	-	-	-	-	-
Planning and Economic Development	-	-	-	-	-	-	-	-	-
Community Services	-	-	-	-	-	-	-	-	-
Engineering Services	-	-	-	-	-	-	-	-	-
Electrical Engineering	-	-	-	-	-	-	-	-	-
GTEDA	-	-	-	-	-	-	-	-	-
<b>Total By Vote</b>	<b>-</b>	<b>-</b>	<b>-</b>	<b>-</b>	<b>-</b>	<b>-</b>	<b>-</b>	<b>-</b>	<b>-</b>

**Monthly Projected Expenditure by Vote  
2014/15**

Vote	Apr-15			May-15			Jun-15		
	Opex R '000	Capex R '000	Rev R '000	Opex R '000	Capex R '000	Rev R '000	Opex R '000	Capex R '000	Rev R '000
Municipal Manager	954		-	923		-	1 815	450	-
Financial Services	5 764		7 965	4 079		7 282	19 204	300	11 209
Corporate Services	5 370		-	5 252		-	9 134	800	1
Planning and Economic Development	1 395	201	7	1 594	160	1	1 965	22 194	420
Community Services	14 336		4 411	12 167		5 113	21 255	2 325	5 792
Engineering Services	7 801	12 789	76	11 283	13 297	76	9 056	29 172	232
Electrical Engineering	29 604	1 000	30 588	26 278		31 317	67 342	10 526	47 552
GTEDA							6 475	25	6 500
<b>Total By Vote</b>	<b>66 223</b>	<b>13 990</b>	<b>43 047</b>	<b>61 575</b>	<b>13 457</b>	<b>43 789</b>	<b>132 246</b>	<b>65 793</b>	<b>71 706</b>

**Monthly Actual Expenditure by Vote  
2014/15**

Vote	Apr-15			May-15			Jun-15		
	Opex R '000	Capex R '000	Rev R '000	Opex R '000	Capex R '000	Rev R '000	Opex R '000	Capex R '000	Rev R '000
Municipal Manager									
Executive and Council									
Financial Services									
Corporate Services									
Planning and Economic Development									
Community Services									
Engineering Services									
Electrical Engineering									
GTEDA									
<b>Total By Vote</b>									

**Monthly Projected Expenditure by Vote  
2014/15**

Vote	Total		
	Opex R '000	Capex R '000	Rev R '000
Municipal Manager	12 532	450	-
Financial Services	71 209	300	318 879
Corporate Services	78 900	800	1
Planning and Economic Development	21 148	26 751	22 465
Community Services	180 387	2 325	81 199
Engineering Services	125 789	104 832	88 284
Electrical Engineering	374 594	35 446	415 774
GTEDA	6 475	25	6 500
<b>Total By Vote</b>	<b>851 014</b>	<b>170 925</b>	<b>933 112</b>

**Monthly Actual Expenditure by Vote  
2014/15**

Vote	Projected		
	Opex R '000	Capex R '000	Rev R '000
Municipal Manager			
Executive and Council			
Financial Services			
Corporate Services			
Planning and Economic Development			
Community Services			
Engineering Services			
Electrical Engineering			
GTEDA			
<b>Total By Vote</b>	<b>-</b>	<b>-</b>	<b>-</b>

**Quarterly Summary of Projected  
Revenue and Expenditure by Vote  
(2014/15)**

Vote	Quarter ending 30 September 2014			Quarter ending 31 December 2014		
	Opex R '000	Capex R '000	Rev R '000	Opex R '000	Capex R '000	Rev R '000
Municipal Manager	2 950	-	-	2 765	-	-
Financial Services	13 487	-	117 108	14 821	-	96 665
Corporate Services	18 096	-	-	18 291	-	-
Planning and Economic Development	4 757	519	4 269	5 198	3 279	2 934
Community Services	35 851	-	14 124	39 825	-	20 139
Engineering Services	33 011	9 870	30 666	33 267	13 907	35 044
Electrical Engineering	87 856	1 465	130 905	86 475	9 124	86 066
GTEDA						
<b>Total By Vote</b>	<b>196 008</b>	<b>11 854</b>	<b>297 072</b>	<b>200 640</b>	<b>26 310</b>	<b>240 848</b>

**Quarterly Summary of Actual  
Revenue and Expenditure by Vote  
(2014/15)**

Vote	Quarter ending 30 September 2014			Quarter ending 31 December 2014		
	Opex R '000	Capex R '000	Rev R '000	Opex R '000	Capex R '000	Rev R '000
Municipal Manager						
Executive and Council						
Financial Services						
Corporate Services						
Planning and Economic Development						
Community Services						
Engineering Services						
Electrical Engineering						
<b>Total By Vote</b>						

**Quarterly Summary of Projected  
Revenue and Expenditure by Vote  
(2014/15)**

Vote	Quarter ending 31 March 2015			Quarter ending 30 June 2015			Total		
	Opex R '000	Capex R '000	Rev R '000	Opex R '000	Capex R '000	Rev R '000	Opex R '000	Capex R '000	Rev R '000
Municipal Manager	3 125	-	-	3 692	450	-	12 532	450	-
Financial Services	13 855	-	78 651	29 047	300	26 456	71 209	300	318 879
Corporate Services	21 757	-	-	20 756	800	1	78 900	800	1
Planning and Economic Development	6 240	398	14 834	4 954	22 556	428	21 149	26 751	22 465
Community Services	36 933	-	31 620	47 758	2 325	15 316	160 367	2 325	81 199
Engineering Services	31 372	25 796	22 200	28 139	55 258	384	125 789	104 832	88 294
Electrical Engineering	77 039	13 331	89 345	123 224	11 526	109 457	374 594	35 446	415 774
GTEDA				6 475	25	6 500	6 475	25	6 500
<b>Total By Vote</b>	<b>190 322</b>	<b>39 525</b>	<b>236 650</b>	<b>257 570</b>	<b>93 215</b>	<b>152 043</b>	<b>851 014</b>	<b>170 929</b>	<b>933 112</b>

**Quarterly Summary of Actual  
Revenue and Expenditure by Vote  
(2014/15)**

Vote	Quarter ending 31 March 2015			Quarter ending 30 June 2015			Total		
	Opex R '000	Capex R '000	Rev R '000	Opex R '000	Capex R '000	Rev R '000	Opex R '000	Capex R '000	Rev R '000
Municipal Manager									
Executive and Council									
Financial Services									
Corporate Services									
Planning and Economic Development									
Community Services									
Engineering Services									
Electrical Engineering									
<b>Total By Vote</b>									

Summary of Financial Performance 2014/15

2014/15 FY		30 Sept '14		30 Dec '14		30 Mar '15		30 Jun '15	
Revenue	Budget	Year to date receipt	% Receipt	Year to date receipt	% Receipt	Year to date receipt	% Receipt	Year to date receipt	% Receipt
Grants & Subsidies	364 845 000								
Rates & Taxes (billing)	497 676 643								
Rates & Taxes (collection rate)	94%								
Debtors age analysis	249 008 997								
Bank Balance	22 332 967								


2014/15 FY		30 Sept '14		30 Dec '14		30 Mar '15		30 Jun '15	
Expenditure	Budget	Year to date exp	% Spent	Year to date exp	% Spent	Year to date exp	% Spent	Year to date exp	% Spent
Salaries & Allowances	251 231 012								
Remuneration of Councillors	21 028 678								
Repairs & Maintenance	125 368 193								
Bulk Purchases	268 820 574								
Contracted Services	39 382 693								
Other Expenditure	145 183 199								
Operating Expenditure	851 014 349								
Capital Expenditure	170 928 970								

2014/15 FY		30 Sept '14		30 Dec '14		30 Mar '15		30 Jun '15	
Conditional Grants	Budget	Year to date exp*	% Spent	Year to date exp	% Spent	Year to date exp	% Spent	Year to date exp	% Spent
FMG	1 600 000								
INEP	6 000 000								
EEDG	4 000 000								
NDPG	21 951 000								
MSIG	934 000								
MIG	87 083 000								
EPWP	2 060 000								

2014/15 Capital Funding by source

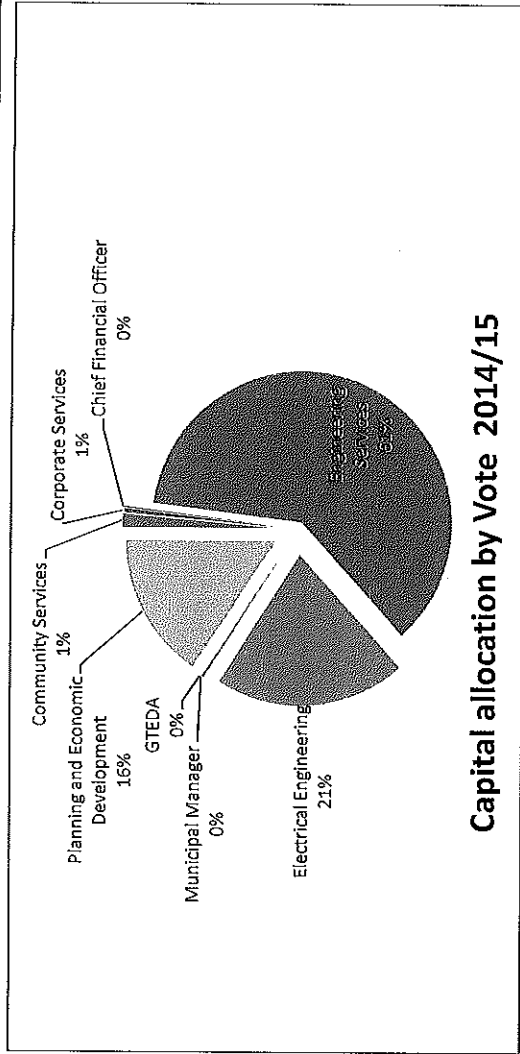
Funding Source	Budget (R '000)	% from source	Exp 30 Sept '14	% of total spent 1st Qtr	Exp 30 Dec '14	% of total spent 2nd Qtr	Exp 30 Mar '15	% of total spent 3rd Qtr	Exp 30 Jun '15	% of total spent 4th Qtr
MIG	82 793	48.4%						0		0
Own Source	62 185	36.4%						0		0
Grant	25 951	15.2%						0		0
<b>Total</b>	<b>R 170 928 970</b>	<b>100%</b>	<b>R -</b>							

Capital Funding by Source (2014/15)



2014/15 Capital Allocation by vote

Vote	Budget (R '000)	%	Exp 30 Sept '14	% of total spent 1st Qtr	Exp 30 Dec '14	% of total spent 2nd Qtr	Exp 30 Mar '15	% of total spent 3rd Qtr	Exp 30 Jun '15	% of total spent 4th Qtr
Community Services	2 325	1.36%								
Corporate Services	800	0.47%								
Chief Financial Officer	300	0.18%								
Engineering Services	104 832	61.33%								
Electrical Engineering	35 446	20.74%								
Municipal Manager	450	0.26%								
GTEDA	25	0.01%								
Planning and Economic Development	26 751	15.65%								
<b>Total</b>	<b>R 170 928 970</b>	<b>100%</b>	<b>R -</b>	<b>0%</b>	<b>-</b>	<b>0%</b>	<b>-</b>	<b>0%</b>	<b>-</b>	<b>0%</b>





### Key Performance Indicators (KPIs) - Office of the Municipal Manager

KPA/ Theme	Strategic Objective	Programme	Strategic KPI	Baseline (end-June 2014)	Target Sept '14	Target Dec '14	Target Mar '15	Target Jun '15	Means of verification
BSD	Enhance sustainable environmental management and social development	Disaster management	# of disaster awareness campaigns conducted (schools)	0	6	7	9	15	Programme & Awareness campaign Attendance register
BSD	Enhance sustainable environmental management and social development	Disaster management	Annual Disaster Management report submitted to MDM	actual awaited	10-Aug	Not applicable this quarter	Not applicable this quarter	Not applicable this quarter	Annual Report Acknowledgement of receipt from MDM
BSD	Enhance sustainable environmental management and social development	Disaster management	Annual Disaster Management report submitted to Council within legislated timeframes	6 Aug '13	31-Jul	Not applicable this quarter	Not applicable this quarter	Not applicable this quarter	Disaster Management Report Council Resolution
BSD	Enhance sustainable environmental management and social development	Disaster management	% disaster incidences responded to (relieved) within 72-hours	100%	100%	100%	100%	100%	Relief reports
BSD	Enhance sustainable environmental management and social development	Disaster management	# of Event Disaster Risk and Contingency Plans developed for stakeholders	3	3	6	9	12	Event Disaster Risk and Contingency Plans d
GG	Effective and Efficient administration	Council Support	# of GTM Council resolutions implemented vs # passed	100%	100%	100%	100%	100%	Council annual program Resolution register

## Key Performance Indicators (KPIs) - Office of the Municipal Manager

KPA/ Theme	Strategic Objective	Programme	Strategic KPI	Baseline (end June 2014)	Target Sept '14	Target Dec '14	Target Mar '15	Target Jun '15	Means of verification
GG	Effective and Efficient administration	Management and Administration	# Management meetings	Actual Awaited	3	6	9	12	Invitations Minutes & Attendance Registers
GG	Effective and Efficient administration	Performance monitoring and reporting	Mid-year performance report submitted to PT, COGHSTA, and AG by 25 Jan	24-Jan	Not applicable this quarter	Not applicable this quarter	25-Jan	Not applicable this quarter	Mid-year Performance Report Acknowledgement of Receipt
GG	Effective and Efficient administration	Performance monitoring and reporting	Draft Annual Report considered by Council by 31 Jan	31-Jan	Not applicable this quarter	Not applicable this quarter	31-Jan	Not applicable this quarter	Draft Annual Report Council Minutes
GG	Effective and Efficient administration	Performance monitoring and reporting	Draft Annual Report advertised for public comments by 5 Feb	07-Feb	Not applicable this quarter	Not applicable this quarter	05-Feb	Not applicable this quarter	Newspaper Adverts Website printscreen
GG	Effective and Efficient administration	Performance monitoring and reporting	Annual Report approved by Council by 31 March	31-Mar	Not applicable this quarter	Not applicable this quarter	31-Mar	Not applicable this quarter	Final Annual Report Council Minutes
GG	Effective and Efficient administration	Performance monitoring and reporting	# of Quarterly SDBIP reports submitted to Council	3	1	2	3	4	Quarterly Performance Reports Council Minutes
GG	Effective and Efficient administration	Performance monitoring and reporting	# of Outcome 9 reports submitted on time	4	1	2	3	4	Quarterly Outcome 9 reports, Acknowledgement of receipt
GG	Effective and Efficient administration	Performance monitoring and reporting	Draft Annual Performance Report submitted to the AG, AC and Mayor by 31 August	31-Aug	31-Aug	Not applicable this quarter	Not applicable this quarter	Not applicable this quarter	Acknowledgement of Receipt from AG, AC & Mayor
GG	Effective and Efficient administration	Performance monitoring and reporting	Submission of draft SDBIP to the Mayor within 28 days of budget approval	20 days	Not applicable this quarter	Not applicable this quarter	Not applicable this quarter	28 days	Acknowledgement of receipt - Mayor

## Key Performance Indicators (KPIs) - Office of the Municipal Manager

KPA/ Theme	Strategic Objective	Programme	Strategic KPI	Baseline (end June 2014)	Target Sept '14	Target Dec '14	Target Mar '15	Target Jun '15	Means of verification
GG	Effective and Efficient administration	Performance monitoring and reporting	# of performance reports audited prior to submission to Council	0	1	2	3	4	Quarterly SDBIP Audit reports
GG	Effective and Efficient administration	Risk management	# of Risk Management progress reports submitted to Council	4	1	2	3	4	Quarterly Risk Management Reports Council Minutes
GG	Effective and Efficient administration	Risk management	# of Risk committee meetings	0	1	2	3	4	Minutes & attendance registers
GG	Effective and Efficient administration	Risk management	Risk Assessment report submitted to Treasury by 30 May	0	Not applicable this quarter	Not applicable this quarter	Not applicable this quarter	30-May	Risk Assessment Report Acknowledgement of receipt
GG	Effective and Efficient administration	Sound Governance	3 year Strategic Risk Based Audit plan submitted to Audit Committee by 30 June	Actual Awaited	Not applicable this quarter	Not applicable this quarter	Not applicable this quarter	30-Jun	3 Year Strategic Risk Plan AC minutes
GG	Effective and Efficient administration	Sound Governance	# of quarterly internal audit reports submitted to audit committee	4	1	2	3	4	Quarterly Audit reports AC minutes
GG	Effective and Efficient administration	Sound Governance	# of Audit committee packs submitted 7 days before meeting	0	1	2	3	4	Invitation Acknowledgement of receipt & schedule of meetings
GG	Effective and Efficient administration	Sound Governance	Annual Audit Plan approved by Audit Committee by 30 June	Actual Awaited	Not applicable this quarter	Not applicable this quarter	Not applicable this quarter	30-Jun	Audit Plan AC Minutes

### Key Performance Indicators (KPIs) - Office of the Municipal Manager

KPA/ Theme	Strategic Objective	Programme	Strategic KPI	Baseline (end June 2014)	Target Sept '14	Target Dec '14	Target Mar '15	Target Jun '15	Means of verification
GG	Effective and Efficient administration	Sound Governance	Internal Audit Charter submitted & approved by Audit Committee by 30 June	Actual Awaited	Not applicable this quarter	Not applicable this quarter	Not applicable this quarter	30-Jun	Audit Charter AC Minutes
GG	Effective and Efficient administration	Sound Governance	# of audit queries from AG	Actual Awaited	Not applicable this quarter	0	Not applicable this quarter	Not applicable this quarter	Audit Report
GG	Effective and Efficient administration	Sound Governance	Audit opinion	Not yet received	Not applicable this quarter	Clean Audit	Not applicable this quarter	Not applicable this quarter	Audit Report
GG	Effective and Efficient administration	Sound Governance	# audit committee meetings held	Actual Awaited	1	2	3	4	Agendas, Attendance register
GG / MFVM	Increase financial viability	Budget management	% of capital spent on projects as prioritised in IDP for specific year	100%	100%	100%	100%	100%	Expenditure report
GG / MFVM	Increase financial viability	Budget management	% of municipal budget spent	Actual Awaited	25%	50%	75%	100%	Monthly budget reports
GG / MFVM	Increase financial viability	Budget management	% of MM departmental budget spent	Actual Awaited	25%	50%	75%	100%	Monthly budget reports
GG / MFVM	Increase financial viability	Expenditure Management	% Capital expenditure	Actual Awaited	0%	50%	75%	100%	Budget Reports
GG / MFVM	Increase financial viability	Supply chain management	# of Tenders awarded that deviated from the adjudication committee recommendations	0	0	0	0	0	Monthly SCM report

## Key Performance Indicators (KPIs) - Office of the Municipal Manager

KPA/ Theme	Strategic Objective	Programme	Strategic KPI	Baseline (end-June 2014)	Target Sept '14	Target Dec '14	Target Mar '15	Target Jun '15	Means of verification
GG / MFVM	Increase financial viability	Supply chain management	% of Bids awarded within 2 weeks after adjudication committee resolution	Actual Awaited	100%	100%	100%	100%	SCM Submission register Bids approval by MM
LED	Increased investment in the GTM economy	Expanded Public Works	# of work opportunities created through EPWP projects	actual awaited	224	448	672	896	EPWP reports
LED	Integrated developmental planning	Integrated development planning	IDP training for Directors & Managers conducted by	New initiative	30-Jul	Not applicable this quarter	Not applicable this quarter	Not applicable this quarter	Invitations Programme Attendance Register
LED	Integrated developmental planning	Integrated development planning	IDP credibility rating	High	High	Not applicable this quarter	Not applicable this quarter	Not applicable this quarter	COGHSTA report
LED	Integrated developmental planning	Integrated development planning	IDP strategic session conducted by 30 Oct '14	04-Dec	Not applicable this quarter	30-Oct	Not applicable this quarter	Not applicable this quarter	Invitations Agenda Attendance Register Strategic Session Report
LED	Integrated developmental planning	Integrated Development Planning	# of IDP Technical Committee meetings	4	2	4	5	6	Invitations Minutes & attendance registers
LED	Integrated developmental planning	Integrated Development Planning	# of IDP steering Committee meetings	4	2	4	5	6	Invitations Minutes & attendance registers
LED	Integrated developmental planning	Integrated Development Planning	# of IDP Rep forum meetings	4	1	3	4	5	Invitations Minutes & attendance registers
LED	Integrated developmental planning	Integrated Development Planning	Draft IDP approved by Council by 31 March annually	29-Mar	Not applicable this quarter	Not applicable this quarter	31-Mar	Not applicable this quarter	Draft IDP Council Minutes
LED	Integrated developmental planning	Integrated Development Planning	Submission of draft IDP to COGHSTA & PT within 8 days of approval	Actual Awaited	Not applicable this quarter	Not applicable this quarter	Not applicable this quarter	8 days	Acknowledgement of Receipt by COGHSTA & PT

### Key Performance Indicators (KPIs) - Office of the Municipal Manager

KPA/ Theme	Strategic Objective	Programme	Strategic KPI	Baseline (end June 2014)	Target Sept '14	Target Dec '14	Target Mar '15	Target Jun '15	Means of verification
LED	Integrated developmental planning	Integrated Development Planning	Final IDP approved by Council by 31 May annually	Actual Awaited	Not applicable this quarter	Not applicable this quarter	Not applicable this quarter	31-May	Final IDP Council Minutes
LED	Integrated developmental planning	Integrated Development Planning	Final IDP submitted to COGHSTA & Treasury within 10 working days of approval	Actual Awaited	Not applicable this quarter	Not applicable this quarter	Not applicable this quarter	10 days	Acknowledgement of Receipt by COGHSTA & PT
LED	Integrated developmental planning	Integrated Development Planning	Placing of draft IDP on the website within 14 days of approval	Actual Awaited	Not applicable this quarter	Not applicable this quarter	Not applicable this quarter	14 days	IT website printout
LED	Integrated developmental planning	Integrated Development Planning	Advertising the Draft and Final IDP in the media for public comments, within 14 days of approval by Council	Actual Awaited	Not applicable this quarter	Not applicable this quarter	Not applicable this quarter	14 days	2 Advertisements Council Minutes
LED	Integrated developmental planning	Integrated Development Planning	Placing of final IDP on the website within 14 days of approval	Actual Awaited	Not applicable this quarter	Not applicable this quarter	Not applicable this quarter	14 days	IT website printout
LED/ MTOD	Develop a high performance culture for a changed, diverse, efficient and effective local government	Employee Performance Management	# of formal employee performance reviews for Sect 57	1	1	Not applicable this quarter	2	Not applicable this quarter	Mid-year and Annual Assessment reports

### Key Performance Indicators (KPIs) - Office of the Municipal Manager

KPA/ Theme	Strategic Objective	Programme	Strategic KPI	Baseline (end June 2014)	Target Sept '14	Target Dec '14	Target Mar '15	Target Jun '15	Means of verification
LED/ MTOD	Develop a high performance culture for a changed, diverse, efficient and effective local government	Employee Performance Management	# of critical posts with signed performance agreements (MM, CFO, Engineer, Town Planner, CORP, Communications)	4	6	Not applicable this quarter	Not applicable this quarter	Not applicable this quarter	Signed Performance Agreements
LED/ MTOD	Develop a high performance culture for a changed, diverse, efficient and effective local government	Employee Performance Management	# Section 56/57 Managers with signed Performance Agreements/ within legislated timeframes	6	7	7	7	7	Performance Agreements for Sect 56/57 Managers
	Integrated developmental planning	Integrated development planning	IDP, Budget and PMS process plan approved by Council on 30 Aug	Actual Awaited	30-Aug	Not applicable this quarter	Not applicable this quarter	Not applicable this quarter	Process Plan Council Minutes

**Quarterly deliverables per Project- Office of the Municipal Manager**

KPA/Theme	Strategic Objective	Programme	Project	Planned end date	Opex 2014/2015	Capex 2014/2015	Qtr Ending 30 Sept '14	Qtr Ending 31 Dec '14	Qtr Ending 31 Mar '15	Qtr Ending 30 Jun '15	Means of verification
BSD	Enhance sustainable environmental management and social development	Disaster management	Integrated Corporate Disaster Management and Emergency Planning	30/06/2015			Liaise with Mopani District Municipality to assist with the drafting of an Integrated Corporate Disaster Management and Plan	Drafting of the Integrated Corporate Disaster Management Plan	Integrated Corporate Disaster Management Plan approved by Council by 30 June	Correspondence with MDM Corporate Disaster Management Plan Council Resolution	
BSD	Enhance sustainable environmental management and social development	Disaster management	Disaster response and recovery	30/06/2015			Develop a response and recovery plan for GTM based on the district plan	Submit GTM response and recovery plan to Council for approval. Develop training programme	Train departments on the implementation of the Response and recovery plan	GTM Response & Recovery plan Council minutes Training Programme Training attendance register	
BSD	Enhance sustainable environmental management and social development	Disaster management	Disaster Risk assessment	30/06/2015			Liaise with the District Disaster Management to establish mechanisms for doing a risk assessment internally	Engage all departments to identify potential risks and draft Risk Assessment report for GTM	Engage all departments to identify potential risks and finalise draft Risk Assessment report for inputs by all stakeholders	Consolidated risk assessment report finalised and submit to Council for approval by 30 May	Disaster risk assessment report Council Minutes Correspondence with Departments
BSD	Optimise and sustain infrastructure investment and services	Infrastructure Planning	Infrastructure Development Plans	30/06/2015			Monitor the drafting of the Infrastructure Development plans (Water, Sewer, Roads, Parks & Cemetery master plans)	Monitor the drafting of the Infrastructure Development plans (Water, Sewer, Roads, Parks & Cemetery master plans)	Monitor the drafting of the Infrastructure Development plans (Water, Sewer, Roads, Parks & Cemetery master plans)	Correspondence with Directors Progress Reports	
GG	Effective and Efficient administration	Fraud & Anti-corruption	Anti-corruption strategy implemented	30/06/2015			Not applicable this quarter	Submit draft strategy to Council for adoption	Develop terms of reference for establishment of Council Anti-corruption committee	Anti-corruption strategy Minutes of Anti-corruption committee meetings	
GG	Effective and Efficient administration	Management and Administration	Purchase office furniture and Equipment for the MM's department	30/06/2016		R 300 000	Not applicable this quarter	Not applicable this quarter	Procurement of furniture	Invoice & Proof of payment Asset Register update	
GG	Effective and Efficient administration	Risk management	Risk management implementation monitoring	30/06/2015			Draft Risk Management Implementation plan in line with the national framework and submit to council for approval by 30 July. Monitor implementation of Risk Implementation Plan report progress to Council on a quarterly basis.	Monitor implementation of Risk Implementation Plan report progress to Council on a quarterly basis.	Monitor implementation of Risk Implementation Plan report progress to Council on a quarterly basis.	Updated Risk Register Risk Report (Quarterly) Council minutes	



**Quarterly deliverables per Project- Office of the Municipal Manager**

KPA/Theme	Strategic Objective	Programme	Project	Planned end date	Opex 2014/2015	Capex 2014/2015	Qtr Ending 30 Sept '14	Qtr Ending 31 Dec '14	Qtr Ending 31 Mar '15	Qtr Ending 30 Jun '15	Means of verification
GG	Effective and Efficient administration	Risk management	Risk regulatory framework	30/06/2015			Monitor the implementation of the Risk Management Policy and report on investigations into all Fraud and Corruption activities on a monthly basis.	Monitor the implementation of the Risk Management Policy and report on investigations into all Fraud and Corruption activities on a monthly basis.	Revise the Risk Management Policy and Strategy. Monitor the implementation of the Risk Management Policy and report on investigations into all Fraud and Corruption activities on a monthly basis.	Submit revised Risk Management Strategy and Policy to Council for approval by 30 June. Monitor the implementation of the Risk Management Policy and report on investigations into all Fraud and Corruption activities on a monthly basis.	Council minutes for Risk Policy & Risk Management Strategy Monthly Reports Fraud & Corruption Investigation reports
GG/MTOD	Effective and Efficient administration	Performance Monitoring and Reporting	Performance Management Software	30/06/2015		R 250 000	Finalise TOR and submit specifications to SCM for advertisement of electronic PM System to manage the SDBIP.	Appointment of service provider. Develop implementation programme.	Ensure roll-out of electronic PM and capacity building of PM officials to manage system	Ensure roll-out of electronic PM and capacity building of PM officials to manage system	Specifications Advert Appointment Letter Service Provider progress reports
LED	Integrated Developmental Planning	Integrated development planning	IDP Strategic Planning Workshop	30/06/2015			Conduct IDP strategic session by 30 October circulate the draft Strategy phase within 2 weeks of concluding the Strategic session.	Conduct IDP strategic session by 30 October circulate the draft Strategy phase within 2 weeks of concluding the Strategic session.	Not applicable this quarter	Not applicable this quarter	Strategic Session Report Attendance Register IDP strategy phase circulation
LED/MTOD	Develop high performance culture for a changed, diverse, efficient and effective local government	Employee Performance Management	Employee Performance Evaluation	30/06/2015			Conduct audit on 2012/13 Annual Individual Performance Report and submit report to MM & audit committee within 2 weeks	Conduct audit on 2012/13 Annual Individual Performance Report and submit report to MM & audit committee within 2 weeks	Conduct audit on 2013/14 Mid-year individual performance report and submit report to MM & audit committee within 2 weeks	Not applicable this quarter	Audit report on Annual Individual Performance Report -Audit report on Mid-year individual performance report
LED/MTOD	Develop high performance culture for a changed, diverse, efficient and effective local government	Employee Performance Management	Performance monitoring & evaluation	30/06/2015			Ensure that annual assessment of all relevant employees in the Office of the MM is conducted. Ensure that the Annual Performance Evaluations for 2013/14 is concluded by end Sent	Conduct an informal evaluation of 1st Quarter Performance of relevant employees in the Office of the MM and draft a report by end October	Ensure that a mid-year assessment of employee performance is conducted and a report drafted by end Feb	Ensure that an informal evaluation of 3rd Quarter Performance of relevant employees in the Office of the MM is conducted and a report drafted by end April	*1st & 3rd Qtr Informal Departmental Individual Performance Report *Annual Individual Performance report Mid-year individual performance report

**Quarterly deliverables per Project- Office of the Municipal Manager**

KPA/ Theme	Strategic Objective	Programme	Project	Planned end date	Opex 2014/2015	Capex 2014/2015	Qtr Ending 30 Sept '14	Qtr Ending 31 Dec '14	Qtr Ending 31 Mar '15	Qtr Ending 30 Jun '15	Means of verification
LED/SR	Integrated Developmental Planning	Integrated Development Planning	Vision 2030 Strategy	30/06/2015	R 500 000		Submit Specifications to SCM/J for advertisement. Meeting with City of Joburg held by end July. Arrange steering committee meetings and report progress on a monthly basis.	Appointment of service provider. Monitor the drafting of the 2030 Strategy in consultation with all stakeholders. Arrange steering committee meetings and report progress on a monthly basis.	Draft Strategy circulated to Departments and relevant stakeholders for comments. Arrange steering committee meetings and report progress on a monthly basis.	Adoption of 2030 Strategy by Council	Specifications Advertisement Stakeholder engagement minutes Vision 2030 Strategy Council Minutes Steering Committee Minutes
LED/SR	Integrated Developmental Planning	Integrated Development Planning	IDP review	30/06/2015			Draft Process plan and submit to Council by 30 July. Circulate community needs to departments and facilitate analysis phase review through the Representative Forum.	Conduct Strategic planning session and prioritise projects for next financial year by end November. Submit project requests to Sector Departments.	Conclude Integration Phase by end Feb and submit Draft IDP to Council by end March. Submit draft IDP to COGHSTA within legislated timeframes	Advertise IDP for public input within 10 working days of approval, consolidate inputs and present to Council by end May. Submit final IDP to COGHSTA within legislated timeframes.	Council Minutes on Process Plan Progress report per phase Correspondence with Departments Council Minutes for IDP adoption
LED/SR	Integrated Developmental Planning	Integrated Development Planning	IDP, Budget & PMS alignment	30/06/2015			Monitor compliance to the IDP, Budget and PMS process plan and report progress to Council	Monitor compliance to the IDP, Budget and PMS process plan and report progress to Council. Ensure alignment between budget and IDP on Capital & Operational projects.	Monitor compliance to the IDP, Budget and PMS process plan and report progress to Council	Monitor compliance to the IDP, Budget and PMS process plan and report progress to Council	Process Plan Correspondence IDP, budget and PMS progress reports
GG/ MFVM	Increase Financial Viability	Revenue Management	Strategy for expanding Revenue base	30/06/2015			Facilitate the development of a strategy to expand the revenue base. Report progress to Council on a monthly basis.	Draft Strategy on expanding the revenue ready for stakeholder engagements	Draft Strategy on expanding the revenue approved by Council by 30 March	Strategy on Expanding GTM revenue base approved	Strategy Expanding GTM Revenue Base Council Minutes

## Key Performance Indicators (KPIs) - Office of the Chief Financial Officer

KPA/ Theme	Strategic Objective	Programme	Strategic KPI	Baseline (end June 2014)	Target Sept '14	Target Dec '14	Target Mar '15	Target Jun '15	Means of verification
BSD	Improve access to sustainable and affordable services	Electricity Infrastructure	R-value of Free Basic Electricity to Households	R 3 500 000	R 875 000	R 1 750 000	R 2 625 000	R 3 500 000	FBE payments
BSD	Improve access to sustainable and affordable services	Free Basic Services	% of households earning less than R1100 (R2520) served with free basic electricity (total registered as indigents)	100% (27352)	100% (27000)	100% (27000)	100% (27000)	100% (27000)	Indigent register Billing Report
BSD	Improve access to sustainable and affordable services	Free Basic Services	% households earning less than R1100 (R2520) with access to free basic waste removal (total registered as indigents)	13%	15%	15%	15%	15%	Indigent register Billing Report
BSD	Improve access to sustainable and affordable services	Free Basic Services	Total number of registered indigent households who received free basic water and sanitation (5 formal towns)	2654	2654	2654	2654	2654	Indigent register Billing Report
BSD	Optimise and sustain infrastructure investment and services	Asset Management	Fair value of investment property determined by 31 Aug	Actual Awaited	31-Aug	Not applicable this quarter	Not applicable this quarter	Not applicable this quarter	Asset Register Recent Evaluation Roll
GG	Effective and Efficient administration	Contract Management	# of monthly contract management reports submitted to Council	actual awaited	3	6	9	12	Contract Management Monthly reports
GG	Effective and Efficient administration	Management and Administration	# of CFO departmental meetings	Actual Awaited	2	4	6	8	Minutes and Attendance registers of Departmental meetings
GG	Effective and Efficient administration	Regulatory Framework	# of budget related policies revised annually	17	Not applicable this quarter	Not applicable this quarter	Not applicable this quarter	17	Budget Policies Council Resolution
GG / MFVM	Increase Financial Viability	Asset Management	Annual Asset verification report concluded by 30 June	Actual Awaited	Not applicable this quarter	Not applicable this quarter	Not applicable this quarter	30-Jun	Sign Off report on Asset Verification report Council Resolution

## Key Performance Indicators (KPIs) - Office of the Chief Financial Officer

KPA/ Theme	Strategic Objective	Programme	Strategic KPI	Baseline (end June 2014)	Target Sept '14	Target Dec '14	Target Mar '15	Target Jun '15	Means of verification
GG / MFVM	Increase Financial Viability	Asset Management	Financial statement Management Working papers submitted to Budget and Treasury by 31 July	Actual Awaited	31-Jul	Not applicable this quarter	Not applicable this quarter	Not applicable this quarter	Revenue Management Working Papers Acknowledgement of receipt List of Disposal Council Resolution Audit Report
GG / MFVM	Increase Financial Viability	Asset Management	List of disposal of assets compiled by 30 June	19-Mar	Not applicable this quarter	Not applicable this quarter	Not applicable this quarter	30-Jun	Receipt
GG / MFVM	Increase Financial Viability	Asset Management	% GRAP compliance on Asset Register	actual awaited	Not applicable this quarter	95%	Not applicable this quarter	Not applicable this quarter	Council Resolution Audit Report
GG / MFVM	Increase financial viability	Budget management	Draft Budget submitted to Council by 31 March	27-Mar	Not applicable this quarter	Not applicable this quarter	31-Mar	Not applicable this quarter	Draft Budget Council resolution
GG / MFVM	Increase financial viability	Budget management	Annual Budget tabled by 31 May annually	actual awaited	Not applicable this quarter	Not applicable this quarter	Not applicable this quarter	31-May	Budget Council resolution
GG / MFVM	Increase financial viability	Budget management	Annual Adjustment budget approved by Council by 28 Feb	actual awaited	Not applicable this quarter	Not applicable this quarter	28-Feb	Not applicable this quarter	Adjustment Budget Council resolution
GG / MFVM	Increase financial viability	Budget management	Cost coverage	actual awaited	Not applicable this quarter	1.2	Not applicable this quarter	1.2	Financial reports Financial viability calculations
GG / MFVM	Increase financial viability	Budget management	Debt coverage	actual awaited	Not applicable this quarter	17.5	Not applicable this quarter	17.5	Financial reports Financial viability calculations
GG / MFVM	Increase financial viability	Expenditure Management	% creditors paid within 30 days	100%	100%	100%	100%	100%	Monthly reports
GG / MFVM	Increase Financial Viability	Expenditure Management	% Personnel costs / Operating expenses (excl Salaries of councillors)	actual awaited	35%	35%	35%	35%	Budget reports
GG / MFVM	Increase financial viability	Financial reporting	# of Section 71 (MFMA) reports submitted to NT & PT by no later than 10 working days after the end of the month	12	3	6	9	12	Acknowledgement of receipt by NT & PT
GG / MFVM	Increase financial viability	Financial reporting	Timeous submission of annual financial statements to AG and PT & NT	2 Sept '13	31-Aug-14	Not applicable this quarter	Not applicable this quarter	Not applicable this quarter	Acknowledgement of receipt by AG & PT
GG / MFVM	Increase financial viability	Financial reporting	% of AG queries responded to within 30 working days	391%	Not applicable this quarter	100%	Not applicable this quarter	Not applicable this quarter	Records of Audit queries

## Key Performance Indicators (KPIs) - Office of the Chief Financial Officer

KPA/ Theme	Strategic Objective	Programme Strategic KPI	Baseline (end June 2014)	Target Sept '14	Target Dec '14	Target Mar '15	Target Jun '15	Means of verification
GG / MFVM	Increase financial viability	Revenue Management	22804	Not applicable this quarter	20800	Not applicable this quarter	21800	Billing reports
GG / MFVM	Increase financial viability	Revenue Management	95%	92%	92%	92%	92%	Budget report
GG / MFVM	Increase financial viability	Revenue Management	actual awaited	Not applicable this quarter	Not applicable this quarter	Not applicable this quarter	45%	Financial reports Financial viability calculations
GG / MFVM	Increase financial viability	Revenue Management	3%	Not applicable this quarter	Not applicable this quarter	Not applicable this quarter	4%	Report on revenue generated
GG / MFVM	Increase financial viability	Revenue Management	actual awaited	42%	60%	100%	100%	Bank Statement DORA
GG / MFVM	Increase financial viability	Supply chain management	New initiative	30-Jul	Not applicable this quarter	Not applicable this quarter	Not applicable this quarter	Invitation Agenda Attendance Register
GG / MFVM	Increase financial viability	Supply chain management	60%	100%	100%	100%	100%	Bids approval SCM process checklist
GG / MFVM	Increase financial viability	Supply chain management	12	3	6	9	12	Monthly SCM reports
GG / MFVM	Increase financial viability	Revenue Management	27352	20000	22000	23000	27 000	Indigent register

**Quarterly deliverables per Project- Office of the Chief Financial Officer**

KPA/ Theme	Strategic Objective	Programme	Project	Planned end date	Opex 2014/2015	Capex 2014/2015	Qtr Ending 30 Sept '14	Qtr Ending 31 Dec '14	Qtr Ending 31 Mar '15	Qtr Ending 30 Jun '15	Means of verification
BSD	Optimise and sustain infrastructure investment and services	Infrastructure Planning	5 Year Capital Investment framework	30/06/2015			Review the 5-Year Capital Invest framework	Review the 5-Year Capital Invest framework	Ensure the revised 5-Year Capital Investment framework is included in the draft IDP.	5-Year Capital Investment framework approved with the Final IDP.	5 Yr Capital Investment framework
GG	Effective and Efficient administration	Management and Administration	Purchase office furniture and Equipment for the CEO's office	30/06/2016		R 300 000	Not applicable this quarter	Not applicable this quarter	Purchase furniture and equipment	Purchase furniture and equipment	Payment advice
GG/ MFVM	Increase Financial Viability	Asset Management	Assets Management Services	30/06/2015	R 2 000 000		Monitor asset management by the service provider and ensure skills transfer. Report monthly	Monitor asset management by the service provider and ensure skills transfer. Report monthly	Monitor asset management by the service provider and ensure skills transfer. Report monthly	Monitor asset management by the service provider and ensure skills transfer. Report monthly. Ensure that 70% of the audit queries raised by the AG are resolved by 30 June	Correspondence on engagement sessions Monthly reports Asset Management Report Audit Report
GG/ MFVM	Increase Financial Viability	Budget Management	Budget drafting	30/06/2015			Ensure that Budget Process plan is submitted to the IDP office for inclusion in the IDP/Budget and PMS process plan by 1 August. Ensure alignment with the IDP and monitor adherence to the timeframes	Monitor adherence to the budget process plan, report progress on a monthly basis and manage deviations.	Monitor adherence to the budget process plan, report progress on a monthly basis and manage deviations.	Monitor adherence to the budget process plan, report progress on a monthly basis and manage deviations.	Budget Process Plan Monthly Budget Reports Proof submission Correspondence of engagements
GG/ MFVM	Increase Financial Viability	Financial reporting	Operation Clean Audit	30/06/2015	R 500 000		Manage annual audit and timeous response on audit queries (AFS 2013/14). Monitor audit preparation processes	Support the finalisation of Annual Audit	Drafting and approval of Audit Action Plan	Implementation of the Audit Action plan. Put processes in place for audit preparation	Council Minutes approving Audit Action Plan Audit Report & Management report Appointment Letter (if applicable)
GG/ MFVM	Increase Financial Viability	Financial viability	5 Year Financial Plan	30/06/2015			Not applicable this quarter	Assess financial performance during 2013/14 and review the 5-Year Financial Plan accordingly	Submit 5 Year Financial plan to the MM for inclusion in the draft IDP.	5 Year Financial Plan approved with the Final IDP by 30 May.	5 Year Financial Plan Correspondence

**Quarterly deliverables per Project- Office of the Chief Financial Officer**

KPA/ Theme	Strategic Objective	Programme	Project	Planned end date	Opex 2014/2015	Capex 2014/2015	Qtr Ending 30 Sept '14	Qtr Ending 31 Dec '14	Qtr Ending 31 Mar '15	Qtr Ending 30 Jun '15	Means of verification
GG/ MFVM	Increase Financial Viability	Financial Viability	Cash flow management	30/06/2015			Monitor cashflow (liquidity) and Report monthly to Council	Monitor cashflow (liquidity) and Report monthly	Monitor cashflow (liquidity) and Report monthly	Monitor cashflow (liquidity) and Report monthly	Monthly Reports Fin Cluster Minutes
GG/ MFVM	Increase Financial Viability	Financial Viability	Cost recovery	30/06/2015	R 400 000		Monitor performance of the service provider in line with the SLA.	Monitor performance of the service provider in line with the SLA.	Monitor performance of the service provider in line with the SLA.	Monitor performance of the service provider in line with the SLA.	Service Provider Reports
GG/ MFVM	Increase Financial Viability	Financial Viability	Financial System improvement	30/06/2015	R 200 000		Comprehensive system analysis and official training GRAP TRAINING	Comprehensive system analysis and official training	Comprehensive system analysis and official training	Comprehensive system analysis and official training	Attendance registers of training sessions
GG/ MFVM	Increase Financial Viability	Revenue Management	Revenue enhancement Strategy	30/06/2015			Monitor implementation of the revenue enhancement strategy	Monitor implementation of the revenue enhancement strategy	Revise revenue enhancement strategy and submit to Council	Monitor implementation of the revenue enhancement strategy	Council Minutes Revised Revenue Enhancement strategy
GG/ MFVM	Increase Financial Viability	Revenue Management	Revenue protection	30/06/2015			Monitor revenue billing system and report to Council	Monitor revenue billing system and report to Council	Monitor revenue billing system and report to Council	Monitor revenue billing system and report to Council	Signed off Monthly reports
GG/ MFVM	Increase Financial Viability	Supply chain management	Supply chain functionality improvement	30/06/2015			Assess the existing SCM process to determine problem areas. Draft a list of criteria to measure SCM process functionality and submit an action plan to improve SCM processes to MM by 30 July. Report quarterly on progress made on improving functionality.	Report quarterly on progress made on improving functionality based on the established criteria	Report quarterly on progress made on improving functionality based on the established criteria. Review SCM Policy and submit to Council by 30 March	Report quarterly on progress made on improving functionality based on the established criteria	Supply Chain Management Action Plan Supply Chain Functionality Checklist SCM functionality progress reports

### Quarterly deliverables per Project- Office of the Chief Financial Officer

KPA/ Theme	Strategic Objective	Programme	Project	Planned end date	Opex 2014/2015	Capex 2014/2015	Qtr Ending 30 Sept '14	Qtr Ending 31 Dec '14	Qtr Ending 31 Mar '15	Qtr Ending 30 Jun '15	Means of verification
GG/ MFVM	Increase Financial Viability	Supply chain management	Supply Chain committee management	30/06/2015			Ensure that a programme of BEC & BAC meetings is drafted circulated to all stakeholders by 10 July. Ensure that notice of meetings is given 5 days prior to BAC & BEC meetings. Minutes of BEC meetings to be ready for BAC within 5 days. Ensure that all bids are evaluated within 10 working days of close	Ensure that notice of meetings is given 5 days prior to BAC & BEC meetings. Minutes of BEC meetings to be ready for BAC within 5 days. Ensure that all bids are evaluated within 10 working days of close of tender	Ensure that notice of meetings is given 5 days prior to BAC & BEC meetings. Minutes of BEC meetings to be ready for BAC within 5 days. Ensure that all bids are evaluated within 10 working days of close of tender	Ensure that notice of meetings is given 5 days prior to BAC & BEC meetings. Minutes of BEC meetings to be ready for BAC within 5 days. Ensure that all bids are evaluated within 10 working days of close of tender	Programme of BEC & BAC meetings Invitations Minutes Attendance Registers Bids Register



## Key Performance Indicators (KPIs) - Corporate Services Department

KPA/Theme	Strategic Objective	Programme	Strategic KPI	Baseline (end June 2014)	Target Sept '14	Target Dec '14	Target Mar '15	Target Jun '15	Means of verification
BSD	Develop and build skilled and knowledgeable workforce	Capacity building and Training	# of employees successfully trained	actual awaited	50	100	150	200	WSP Approval by MM Attendance Register
BSD	Develop and build skilled and knowledgeable workforce	Capacity building and Training	Work place skills plan submitted to LGSETA by 30 Apr	30-Jun	Not applicable this quarter	Not applicable this quarter	Not applicable this quarter	30-Apr	WSP Acknowledgement of receipt
BSD	Develop and build skilled and knowledgeable workforce	Capacity building and Training	# of officials successfully completed minimum competency levels	21 Officials	Not applicable this quarter	Not applicable this quarter	Not applicable this quarter	23	CPMD Training Results MFMP Training results
BSD	Enhance sustainable environmental management and social development	Youth, Gender & Disability support	# of Jobs created by Municipal Capital projects for youth	116	129	258	387	516	Consolidated Job creation reports
BSD	Enhance sustainable environmental management and social development	Youth, Gender & Disability support	# of Jobs created by Municipal Capital projects for women	39	178	355	533	710	Consolidated Job creation reports
BSD	Enhance sustainable environmental management and social development	Youth, Gender & Disability support	# of Jobs created by Municipal Capital projects for disabled persons	2	7	13	20	26	Consolidated Job creation reports
GG	Attract and retain the best human capital to become employer of choice	Human Resource Management	# of budgeted level 0-6 positions filled	140	143	146	149	154	Staff establishment
GG	Attract and retain the best human capital to become employer of choice	Human Resource Management	# of people from employment equity target groups employed in the 3 highest levels of management in compliance with EE plan	actual awaited	27	27	27	27	EE report

## Key Performance Indicators (KPIs) - Corporate Services Department

KPA/ Theme	Strategic Objective	Programme	Strategic KPI	Baseline (end June 2014)	Target Sept '14	Target Dec '14	Target Mar '15	Target Jun '15	Means of verification
GG	Attract and retain the best human capital to become employer of choice	Human Resource Management	Number of Section 57 posts vacant for more than three months	actual awaited	0	0	0	0	Staff establishment
GG	Effective and Efficient administration	Human Resource Management	# of OHS committee meetings	actual awaited	1	2	3	4	Notice of meeting Attendance Register Minutes
GG	Effective and Efficient administration	Labour Relations	# of Local Labour Forum (LLF) meetings	4	3	6	9	12	Notice of meeting Minutes and attendance registers
GG	Effective and Efficient administration	Council Support	MPAC oversight report on Annual Report submitted to Council by 31 March	28-Mar	Not applicable this quarter	Not applicable this quarter	31-Mar	Not applicable this quarter	MPAC Report on AR Council Minutes
GG	Effective and Efficient administration	Council Support	# of Council meetings held (formal)	actual awaited	1	2	3	4	Minutes and attendance registers
GG	Effective and Efficient administration	Council Support	# of Exco meetings held	actual awaited	7	12	19	26	Minutes and attendance registers
GG	Effective and Efficient administration	Council Support	# of Cluster meetings held	actual awaited	27	54	81	108	Committee meetings register
GG	Effective and Efficient administration	Information management	# IT Help desk incidents attended to	New indicator	400	400	400	400	Statistical report
GG	Effective and Efficient administration	Information management	# ICT awareness campaign	New indicator	Not applicable this quarter	1	Not applicable this quarter	2	Programme Invitations Attendance Register
GG	Effective and Efficient administration	Information management	IT policy approved by Council by 30 Sept	New indicator	30-Sept	Not applicable this quarter	Not applicable this quarter	Not applicable this quarter	IT Policy Council Minutes
GG	Effective and Efficient administration	Information management	IT Disaster Recovery Plan approved by Council by 30 Sept	New indicator	30-Sept	Not applicable this quarter	Not applicable this quarter	Not applicable this quarter	Disaster Recovery Plan Council Minutes
GG	Effective and Efficient administration	Information management	% Antivirus Patches and Windows Updates	New indicator	80%	90%	100%	100%	Screen dump or Print Screen
GG	Effective and Efficient administration	Information management	% Broadband Availability in Satellite offices	New indicator	100%	100%	100%	100%	Broadband Statistical report

## Key Performance Indicators (KPIs) - Corporate Services Department

KPA/ Theme	Strategic Objective	Programme	Strategic KPI	Baseline (end June 2014)	Target Sept '14	Target Dec '14	Target Mar '15	Target Jun '15	Means of verification
GG	Effective and Efficient administration	Information management	IT Disaster Recovery Plan approved by Council by 30 Sept	New indicator	30-Sept	Not applicable this quarter	Not applicable this quarter	Not applicable this quarter	Disaster Recovery Plan Council Minutes SLA register
GG	Effective and Efficient administration	Legal support	% SLAs signed within 10 days of receiving acceptance	actual awaited	100%	100%	100%	100%	
GG	Effective and Efficient administration	Legal support	% of SLA's concluded within 5 days after information provided	actual awaited	100%	100%	100%	100%	SLA register
GG	Effective and Efficient administration	Management and Administration	# of CORP departmental meetings	1	1	3	4	6	Minutes and Attendance registers of Management meetings
GG	Improve stakeholder satisfaction	Communication	# of media briefings arranged	2	1	2	3	4	Notice of media briefing Attendance Register Publications
GG	Improve stakeholder satisfaction	Communication	# of newsletters produced	0	1	2	3	4	
GG	Improve stakeholder satisfaction	Communication	# of statutory provisions (website) complied with as contained in Section 75 (a-l) of MFMA within 5 days of approval	actual awaited	12	12	12	12	Printscreen of placements Website update register
GG	Improve stakeholder satisfaction	Public Participation	# of Mayoral (local) imbizos held	0	3	5	8	10	Minutes and Attendance register
GG / MFVM	Develop and build skilled and knowledgeable workforce	Capacity building and Training	% municipal budget for implementing Workplace Skills Plan	actual awaited	Not applicable this quarter	Not applicable this quarter	Not applicable this quarter	1%	Approved Departmental budget 31 May 2010
GG / MFVM	Increase financial viability	Budget management	% of CORP departmental budget spent	actual awaited	25%	50%	75%	100%	Monthly financial budget reports Staff establishment
GG / MTOD	Attract and retain the best human capital to become employer of choice	Human Resource Management	% Staff turnover	actual awaited	Not applicable this quarter	Not applicable this quarter	Not applicable this quarter	6.6%	

## Key Performance Indicators (KPIs) - Corporate Services Department

KPA/ Theme	Strategic Objective	Programme	Strategic KPI	Baseline (end June 2014)	Target Sept '14	Target Dec '14	Target Mar '15	Target Jun '15	Means of verification
GG/ MTOD	Attract and retain the best human capital to become employer of choice	Human Resource Management	% Employees that are female	30.9%	31%	31%	33%	35%	Employment Equity report
GG/ MTOD	Attract and retain the best human capital to become employer of choice	Human Resource Management	% Employees that are youth	28.6%	28.0%	29.1%	31.0%	35.0%	Employment Equity report
GG/ MTOD	Attract and retain the best human capital to become employer of choice	Human Resource Management	% Employees that are disabled	2%	2.0%	2.1%	2.1%	2.2%	Employment Equity report
GG/ MTOD	Attract and retain the best human capital to become employer of choice	Human Resource Management	# of critical posts filled (MM, CFO, Engineer, Town Planner, Communications, CORP)	4	6	6	6	6	Staff establishment
GG/ PP	Improve stakeholder satisfaction	Ward Committees	# of monthly ward committee meetings	408	102	204	306	408	Register of Ward Committee Meetings & Minutes
GG/PP	Improve stakeholder satisfaction	Ward Committees	# Fully functional ward committees	34	34	34	34	34	*Minutes of Ward committee meetings *Consolidated Monthly Ward reports
GG/ PP	Develop effective and sustainable stakeholder relations	Ward Committees	# of Quarterly Summarised Ward Committee reports circulated to Directors	0	1	2	3	4	*Consolidated Ward Committee Reports *Circulation notices

**Quarterly deliverables per Project- Corporate Services Department**

KPA/ Theme	Strategic Objective	Programme	Project	Planned end date	Opex 2014/2015	Capex 2014/2015	Qtr Ending 30 Sept '14	Qtr Ending 31 Dec '14	Qtr Ending 31 Mar '15	Qtr Ending 30 Jun '15	Means of verification
BSD	Enhance sustainable environment management and social development	Special Programmes	Special Programmes Management	30/06/2014	R 350 000		Ensure that GTM coordinates Calendar days for special programmes and are mainstreamed	Ensure that GTM coordinates Calendar days for special programmes and are mainstreamed	Ensure that GTM coordinates Calendar days for special programmes and are mainstreamed	Ensure that GTM coordinates Calendar days for special programmes and are mainstreamed	Special Programmes Activity Plan Minutes/Reports and Attendance Registers
BSD/ M/TOD	Develop and build skilled and knowledgeable workforce	Capacity building and Training	Workplace Skills Plan	30/06/2015	R 684 725		Implement approved Work Place Skills plan. Procurement of service providers	Implement approved Work Place Skills plan. 50% Expenditure	Conduct an annual training needs assessment (audit) by February. Consolidate training needs into the Work Place Skills Plan. Implement approved Work Place Skills plan. 75% Expenditure	Finalise the Workplace Skills Plan and implement. Submit to LG Seta by 30 June 2013. Develop a training implementation plan by 30 June 2014. Implement approved Work Place Skills plan. 100% Expenditure Submission of ATR by 30 June 2014	LGSETA Claim form WSP ATR - proof of submission
GG	Effective and Efficient administration	Information management	Fireproofing (Environmental monitoring system)	30/06/2015	n/a	R 500 000	Draft specifications and submit to Supply Chain for procurement process	Appointment of a service provider for Fireproofing in the server room completed	Monitor the installation of the Fireproofing (Environmental Monitoring System)	Installation completed	Specifications Appointment letter Proof of payment
GG	Effective and Efficient administration	Information management	IT equipment	30/06/2015	R 2 500 000		Draft specifications and submit to Supply Chain for procurement process	Appointment of a service provider for the provision of IT equipment (Laptops, Desktops etc). Delivery of equipment	Monitor the allocation of IT equipment to	Monitor the allocation of IT equipment to	Specifications submission to SCM Appointment letter Asset Register update proof of payment Invoices & Proof of payment Asset Register update
GG	Effective and Efficient administration	Management and Administration	Purchase office furniture, equipment and books for the Corporate Services Department	30/06/2016		R 300 000	Procurement of furniture and books as and when the need requires	Procurement of furniture and books as and when the need requires	Procurement of furniture and books as and when the need requires	Procurement of furniture and books as and when the need requires	
GG	Effective and Efficient administration	Regulatory Framework	Promulgation of By-laws	30/06/2015			Ensure that by-laws are promulgated. Monitor the public participation process and finalise by-laws for promulgation.	Ensure that by-laws are promulgated. Monitor the public participation process and finalise by-laws for promulgation	Ensure that by-laws are promulgated. Monitor the public participation process and finalise by-laws for promulgation	Ensure that by-laws are promulgated. Monitor the public participation process and finalise by-laws for promulgation	Government Gazette Invitations to and Minutes of Public Participation sessions

### Quarterly deliverables per Project- Corporate Services Department

KPA/ Theme	Strategic Objective	Programme	Project	Planned end date	Opex 2014/2015	Capex 2014/2015	Qtr Ending 30 Sept '14	Qtr Ending 31 Dec '14	Qtr Ending 31 Mar '15	Qtr Ending 30 Jun '15	Means of verification
GG	Improve stakeholder satisfaction	Communication	Communication strategy	30/06/2015			Ensure that Communication Policy and Strategy is revised in consultation with Councilors and Departments. Submit Policy & Strategy to Cluster. Ensure that all Official communication activities are in line with the approved strategy.	Policy and Strategy approved by Council. Ensure that all Official communication activities are in line with the approved strategy.	Ensure that all Official communication activities are in line with the approved strategy.	Submit revised Communication policy and strategy to Council for approval by 31 May. Ensure that all Official communication activities are in line with the approved strategy.	Revised Communication Strategy and Policy -Council Minutes
GG	Improve stakeholder satisfaction	Public Participation	Public Participation management	30/06/2015			Monitor the drafting of an Integrated Public Participation programme in consultation with all Departments and finalise by end July. Monitor implementation.	Monitor implementation of the Integrated Public Participation Programme	Monitor implementation of the Integrated Public Participation Programme	Monitor implementation of the Integrated Public Participation Programme	Integrated Public Participation programme, Invitations Attendance Register
GG /PP	Improve stakeholder satisfaction	Ward Committees	Ward Committees Functionality	30/06/2015			Monitor support given to ward committees ensure that monthly reports are submitted and service delivery issues directed to the relevant department.	Monitor support given to ward committees ensure that monthly reports are submitted and service delivery issues directed to the relevant department.	Monitor support given to ward committees ensure that monthly reports are submitted and service delivery issues directed to the relevant department.	Monitor support given to ward committees ensure that monthly reports are submitted and service delivery issues directed to the relevant department.	Monthly WC reports Correspondence with Departments
LED/SR	Integrated Developmental Planning	Neighbourhood Development	Rural Broadband (NDPG)	30/06/2015	R 1 262 000		Monitor the appointment of a contractor and the construction of new reception tower. Report progress to Council	Monitor the Construction of a new reception tower. To be completed by December. Report progress to Council	New reception tower completed.	New reception tower completed.	NDPG Progress Reports CSD monthly report Minutes of NDPG meetings

## Key Performance Indicators (KPIs) - Community Services Department

KPA/Theme	Strategic Objective	Programme	Strategic KPI	Baseline (end June 2014)	Target Sept '14	Target Dec '14	Target Mar '15	Target Jun '15	Means of verification
BSD	Effective and Efficient administration	Safety and Security	# of theft cases from council buildings	actual awaited	0	0	0	0	Theft & damages register Police Case number Contravention Notices
BSD	Enhance sustainable environmental management and social development	Environmental Health management	# of contravention notices issued to improve level compliance to Environmental Management legislation (5 formal towns)	actual awaited	Not applicable this quarter	40	Not applicable this quarter	75	
BSD	Enhance sustainable environmental management and social development	Environmental Health management	% compliance to the environmental legislation checklist	76%	Not applicable this quarter	Not applicable this quarter	Not applicable this quarter	80%	Environmental Checklist
BSD	Enhance sustainable environmental management and social development	Environmental Health management	% of water samples that comply with SANS 0241	79%	80%	80%	80%	80%	Water quality lab reports
BSD	Enhance sustainable environmental management and social development	Parks and Open space Management	m <sup>2</sup> of Parks and open spaces maintained	2 006 647	2 006 647	2 006 647	2 006 647	2 006 647	Parks maintenance schedule
BSD	Enhance sustainable environmental management and social development	Waste Management	R-value spent on waste management (collection & transportation, streetcleaning, public toilets)	actual awaited	R 13 500 000	R 27 000 000	R 40 500 000	R 54 000 000	Budget reports
BSD	Enhance sustainable environmental management and social development	Waste Management	# of service areas (rural waste) serviced (EPWP)	7	7	7	7	7	Sect 25 Registrations (Waste Act) Waste KPI scorecard for area
BSD	Enhance sustainable environmental management and social development	Waste Management	% Households with access to basic level of solid waste management services	12%	Not applicable this quarter	10%	Not applicable this quarter	10%	Category Tariff summary Billing reports
BSD	Improve access to sustainable and affordable services	Licensing Services	# of complaints received regarding licensing and testing services	actual awaited	0	0	0	0	Complaints register
BSD	Improve access to sustainable and affordable services	Traffic Services	Traffic fine collection rate [[Rand value received for fines/ R value of fines issued as (%)	actual awaited	70%	70%	70%	70%	Revenue reports
BSD	Improve access to sustainable and affordable services	Traffic Services	# of planned road blocks with SAPS	0	1	2	3	4	Roadblock schedule Reports

### Key Performance Indicators (KPIs) - Community Services Department

KPA/Theme	Strategic Objective	Programme	Strategic KPI	Baseline (end June 2014)	Target Sept '14	Target Dec '14	Target Mar '15	Target Jun '15	Means of verification
GC	Effective and Efficient administration	Management and Administration	# of CSD departmental meetings	12	3	6	9	12	Minutes and Attendance registers of Departmental meetings
GG / MFYM	Increase financial viability	Budget management	% of departmental budget spent	actual awaited	25%	50%	75%	100%	Monthly financial budget reports
LED	Increased investment in the GTM economy	Expanded Public Works	# of EPWP work opportunities created through CSD projects	actual awaited	105	210	315	420	Project reports



**Quarterly deliverables per Project- Community Services Department**

KPA/Theme	Strategic Objective	Programme	Project	Planned end date	Opex 2014/2015	Capex 2014/2015	Qtr Ending 30 Sept '14	Qtr Ending 31 Dec '14	Qtr Ending 31 Mar '15	Qtr Ending 30 Jun '15	Means of verification
BSD	Enhance sustainable environmental management and social development	Environmental management	Environmental Health Services	30/06/2015			Ensure that Environmental Health law enforcement is implemented in urban areas. Submit reports to Council on non-compliance issues	Ensure that Environmental Health law enforcement is implemented in urban areas.	Ensure that Environmental Health law enforcement is implemented in urban areas.	Ensure that Environmental Health law enforcement is implemented in urban areas.	Environmental Health Management Plan Monthly Reports
BSD	Enhance sustainable environmental management and social development	Library Services	Library management	30/06/2015	R 10 352 579		Ensure that Libraries are well managed. Report on the number of books circulating and number of users	Ensure that Libraries are well managed. Report on the number of books circulating and number of users	Ensure that Libraries are well managed. Report on the number of books circulating and number of users	Ensure that Libraries are well managed. Report on the number of books circulating and number of users	Tatlelepe statistics Book circulation register Monthly Reports
BSD	Enhance sustainable environmental management and social development	Maintenance and upgrade of parks and open spaces	Parks & open space policy development	30/06/2015			Ensure that Parks, Cemeteries and Open spaces are maintained in accordance to the approved Policy and maintenance plan. Report on progress with implementation	Ensure that Parks, Cemeteries and Open spaces are maintained in accordance to the approved Policy and maintenance plan. Report on progress with implementation	Ensure that Parks, Cemeteries and Open spaces are maintained in accordance to the approved Policy and maintenance plan. Report on progress with implementation	Ensure that Parks, Cemeteries and Open spaces are maintained in accordance to the approved Policy and maintenance plan. Report on progress with implementation	Parks Development Policy Maintenance Plan Inspection checklists Monthly Reports
BSD	Enhance sustainable environmental management and social development	Waste management	Bulk Container at Tzaneen Sanlam Taxi rank	30/06/2015	n/a	R 75 000	Determine specifications	Draft Specifications and submit to SCM	Advertisement and appointment a service provider	Procurement of bulk container	Specifications Advertisement Appointment letter Proof of payment Updated Asset register
BSD	Enhance sustainable environmental management and social development	Waste management	Bulk-recycling bins	30/06/2015	n/a	R 180 000	Determine specifications	Draft Specifications and submit to SCM	Advertisement and appointment a service provider	Procurement of bulk container	Specifications Advertisement Appointment letter Proof of payment Updated Asset register
BSD	Enhance sustainable environmental management and social development	Waste management	Kerbside Removals: Purchasing Bulk-bins	30/06/2015	n/a	R 50 000	Determine specifications	Draft Specifications and submit to SCM	Advertisement and appointment a service provider	Procurement of bulk container	Specifications Advertisement Appointment letter Proof of payment Updated Asset register
BSD	Enhance sustainable environmental management and social development	Waste management	Purchase 1 x High Pressure Cleaner	30/06/2015	n/a	R 10 000	Determine specifications	Draft Specifications and submit to SCM	Advertisement and appointment a service provider	Procurement of bulk container	Specifications Advertisement Appointment letter Proof of payment Updated Asset register
BSD	Enhance sustainable environmental management and social development	Waste management	Purchase of 1 x Log-splitter	30/06/2015	n/a	R 200 000	Determine specifications	Draft Specifications and submit to SCM	Advertisement and appointment a service provider	Procurement of bulk container	Specifications Advertisement Appointment letter Proof of payment Updated Asset register

### Quarterly deliverables per Project-Community Services Department

KPA Theme	Strategic Objective	Programme	Project	Planned end date	Opex 2014/2015	Capex 2014/2015	Qtr Ending 30 Sept '14	Qtr Ending 31 Dec '14	Qtr Ending 31 Mar '15	Qtr Ending 30 Jun '15	Means of verification
BSD	Enhance sustainable environmental management and social development	Waste management	Purchase of 2 X Chain-saws	30/06/2015	n/a	R 10 000	Determine specifications	Draft Specifications and submit to SCM	Advertisement and appointment a service provider	Procurement of bulk container	Specifications Advertisement Appointment letter Proof of payment Updated Asset register
BSD	Improve access to sustainable and affordable services	Traffic Services	Traffic Law Enforcement	30/06/2014			Ensure that a operational plan and yearly programme for Law Enforcement is finalised by end July and implemented. Ensure Traffic Law Enforcement is implemented in 5 formal towns in the GTM area. Report on road safety interventions on a monthly basis	Ensure that Traffic Law Enforcement is implemented in 5 formal towns in the GTM area as per the programme. Report on output of roadsafety interventions to Council on a monthly basis	Ensure that Traffic Law Enforcement is implemented in 5 formal towns in the GTM area as per the programme. Report on output of roadsafety interventions to Council on a monthly basis	Ensure that Traffic Law Enforcement is implemented in 5 formal towns in the GTM area as per the programme. Report on output of roadsafety interventions to Council on a monthly basis	Law Enforcement Operational Plan and yearly programme Monthly Reports
BSD	Improve access to sustainable and affordable services	Traffic Services	Traffic Law Enforcement Integrated Operational Plan	30/06/2015			Liaise with the Provincial Department of Roads and Transport for assistance in drafting a Traffic Law Enforcement Integrated Operational Plan to ensure integration of services and clear roles and responsibilities and service standards	Liaise with the Provincial Department of Roads and Transport for assistance in drafting a Traffic Law Enforcement Integrated Operational Plan to ensure integration of services and clear roles and responsibilities and service standards	Agreement reached with Department of Roads and Transport on the drafting of a Traffic Law Enforcement Integrated Operational Plan	Draft Traffic Law Enforcement Integrated Operational Plan submitted to Council for approval by 30 May '14	Correspondence Memorandum of Understanding with DoRT Draft Traffic Law Enforcement Operational Plan Council Minutes
BSD	Optimise and sustain infrastructure investment and services	Maintenance and upgrading of municipal buildings	Building Access Control system	30/06/2015			Ensure that access control to Civic Centre is managed. Report progress on a monthly basis	Ensure that access control to Civic Centre is managed. Report progress on a monthly basis	Ensure that access control to Civic Centre is managed. Report progress on a monthly basis	Ensure that access control to Civic Centre is managed. Report progress on a monthly basis	Monthly system report Monthly security reports
GG	Effective and Efficient administration	Management and Administration	Purchase furniture and library equipment	30/06/2016		R 300 000	Determine departmental furniture requirements, sourcing of quotations	Procurement of furniture when required	Procurement of furniture when required	Procurement of furniture when required	Proof of payment Asset Register update
GG	Effective and Efficient administration	Regulatory Framework	Hawkers Policy & By-law	30/06/2015			Submit Hawkens Policy to Council for adoption and the By-law for public participation	Submit Hawkens Bylaw to CORP for gazetting	Gazetted By-law	Gazetted By-law	Council Resolution on Hawkens Policy Hawkens By-law Public Participation Minutes NDPG Progress Reports Parks monthly report
LED/ISR	Integrated Developmental Planning	Integrated Spatial development	Maintenance of Parks 994 & 2065 (NDPG)	30/06/2015	R 1 033 000		Monitor the maintenance of park and park facilities. Report progress to Council	Monitor the maintenance of park and park facilities. Maintenance scheduled to be completed. Report progress to Council	Maintenance completed	Maintenance completed	NDPG Progress Reports Parks monthly report
LED/ISR	Integrated Developmental Planning	Integrated Spatial development	Maintenance of Ritavi River Park (NDPG)	30/06/2015	R 547 000		Monitor the maintenance of park and park facilities. Report progress to Council	Monitor the maintenance of park and park facilities. Report progress to Council	Maintenance completed	Maintenance completed	NDPG Progress Reports Parks monthly report

Quarterly deliverables per Project- Community Services Department

KPA/ Theme	Strategic Objective	Programme	Project	Planned end date	Opex 2014/2015	Capex 2014/2015	Qtr Ending 30 Sept '14	Qtr Ending 31 Dec '14	Qtr Ending 31 Mar '15	Qtr Ending 30 Jun '15	Means of verification
LED/IR	Integrated Developmental Planning	Neighbourhood Development	Indoor sports Centre & outdoor sports facilities(NDPG)	30/06/2015	R 13 062		Monitor the Construction of Indoor Sport Facility and outdoor artificial sports facilities, 4 soccer pitches, 3 netball pitches, a cricket oval and 3 cricket nets. Report progress to Council	Monitor the Construction of Indoor Sport Facility and outdoor artificial sports facilities, 4 soccer pitches, 3 netball pitches, a cricket oval and 3 cricket nets. Report progress to Council	Monitor the Construction of Indoor Sport Facility and outdoor artificial sports facilities, 4 soccer pitches, 3 netball pitches, a cricket oval and 3 cricket nets. Report progress to Council	Construction of Indoor and outdoor facilities completed	NDPG Progress Reports Parks monthly reports Minutes of NDPG meetings

### Key Performance Indicators (KPIs) - Electrical Engineering Department

KPA/Theme	Strategic Objective	Programme	Strategic KPI	Baseline (end June 2014)	Target Sept '14	Target Dec '14	Target Mar '15	Target Jun '15	Means of verification
BSD	Improve access to sustainable and affordable services	Electricity Infrastructure	% of households with access to electricity	91.5%	Not applicable this quarter	Not applicable this quarter	Not applicable this quarter	94% (102377 of 108926)	Electrification reports
BSD	Optimise and sustain infrastructure investment and services	Asset Management	R-value spent on maintenance of electricity infrastructure as % of asset value	actual awaited	Not applicable this quarter	1.4%	Not applicable this quarter	2.8%	Asset Register Expenditure Reports
BSD	Optimise and sustain infrastructure investment and services	Cost Recovery	% Electricity loss (kwh)	17.5% (47 740 299)	Not applicable this quarter	Not applicable this quarter	Not applicable this quarter	17%	Eskom account Revenue reports
BSD	Optimise and sustain infrastructure investment and services	Electricity network upgrade and maintenance	R-value electricity maintenance	Actual Awaited	R 9 843 578	R 19 687 156	R 29 530 734	R 39 374 313	Budget expenditure, (Vote 162/066, 173/066 & 608 183/066)
BSD	Optimise and sustain infrastructure investment and services	Electricity network upgrade and maintenance	Km of overhead lines rebuilt	0	3	3	6	12	Project Progress reports
GG	Effective and Efficient administration	Management and Administration	# of EED departmental meetings	Actual Awaited	1	2	3	4	Minutes and Attendance registers of Departmental meetings
GG /MFVM	Increase financial viability	Budget management	% of EED departmental budget spent	Actual Awaited	25%	50%	75%	100%	Monthly financial budget reports
GG /MFVM	Increase financial viability	Expenditure Management	% of capital budget for electricity spent	Actual Awaited	10%	20%	50%	100%	Expenditure report
GG /MFVM	Increase financial viability	Financial reporting	% of AG queries responded to within 3 working days	100%	Not applicable this quarter	100%	Not applicable this quarter	Not applicable this quarter	Register of Audit queries & corresponding reports
LED	Increased investment in the GTM economy	Expanded Public Works	# of EPWP work opportunities created through EED projects	actual awaited	11	23	34	45	Project reports

### Quarterly deliverables per Project- Electrical Engineering Department

KPA/Theme	Strategic Objective	Programme	Project	Planned end date	Opex 2014/2015	Capex 2014/2015	Qtr Ending 30 Sept '14	Qtr Ending 31 Dec '14	Qtr Ending 31 Mar '15	Qtr Ending 30 Jun '15	Means of verification
BSD	Improve access to sustainable and affordable services	Electricity Infrastructure Development	Apollo light at Burgerscorp	30/06/2015	n/a	R 520 000	Advertise for consultant to manage the identification of specific positions where Apollo light is required (in consultation with the ward Councilors). Get permission from relevant stakeholders and Appy for connection from ESKOM	Appointment of contractor	Appointment of contractor	Construction and completion of Apollo lights in Burgerscorp	Progress reports Hand over certificate
BSD	Improve access to sustainable and affordable services	Electricity Infrastructure Development	Apollo lights at Khopo	30/06/2015	n/a	R 520 000	Advertise for consultant to manage the identification of specific positions where Apollo light is required (in consultation with the ward Councilors). Get permission from relevant stakeholders and Appy for connection from ESKOM	Appointment of contractor	Monitor the installation of Apollo light by service provider, 50% construction completed	Apollo lights in Khopo completed	Progress reports Hand over certificate
BSD	Improve access to sustainable and affordable services	Electricity Infrastructure Development	Apollo lights at Maava Block 8 and 9	30/06/2015	n/a	R 520 000	Advertise for consultant to manage the identification of specific positions where Apollo light is required (in consultation with the ward Councilors). Get permission from relevant stakeholders and Appy for connection from ESKOM	Appointment of contractor	Monitor the installation of Apollo light by service provider, 50% construction completed	Apollo lights in Maava Block 8&9 completed	Progress reports Hand over certificate
BSD	Improve access to sustainable and affordable services	Electricity Infrastructure Development	Apollo lights at Moloxo and Pelana village	30/06/2015	n/a	R 520 000	Advertise for consultant to manage the identification of specific positions where Apollo light is required (in consultation with the ward Councilors). Get permission from relevant stakeholders and Appy for connection from ESKOM	Appointment of contractor	Monitor the installation of Apollo light by service provider, 50% construction completed	Apollo lights in Moloxo and Pelana Village completed	Progress reports Hand over certificate
BSD	Improve access to sustainable and affordable services	Electricity Infrastructure Development	Electrification of villages through ESKOM	30/06/2015	R20 588 500 (ESKOM)		Monitor the electrification of households in villages and report progress to Council monthly	Monitor the electrification of households in villages and report progress to Council monthly	Monitor the electrification of households in villages and report progress to Council monthly	Monitor the electrification of households in villages and report progress to Council monthly	Monthly Progress reports Eskom Reports
BSD	Improve access to sustainable and affordable services	Electricity Infrastructure Development	Electrification of Runnymede/ Piaplamela/ Masekwane ext	30/06/2015	R 1 620 000		Designs approved	Contractor appointed	Project 50% completed	Project completed 135 units energised	Progress reports
BSD	Improve access to sustainable and affordable services	Electricity Infrastructure Development	Electrification of Mohlaba Cross Phase 2	30/06/2015	R 5 988 000		Designs approved	Contractor appointed	Project 50% completed	Project completed 400 units energised	Progress reports

### Quarterly deliverables per Project- Electrical Engineering Department

KPA/Theme	Strategic Objective	Programme	Project	Planned end date	Opex 2014/2015	Capex 2014/2015	Qtr Ending 30 Sept '14	Qtr Ending 31 Dec '14	Qtr Ending 31 Mar '15	Qtr Ending 30 Jun '15	Means of verification
BSD	Improve access to sustainable and affordable services	Electricity Infrastructure Development	Electrification of households at Moliakong/Moruji ext (Phase 1 and 2)	30/06/2015	R 696 000		Designs approved	Contractor appointed	Project 50% completed	Project completed 177 units energised	Progress reports
BSD	Improve access to sustainable and affordable services	Electricity Infrastructure Development	Installation of new streetlights (12)	30/06/2018	n/a	R 150 000	Drafting of specifications and procurement of service provider for trenching	Procurement of material	Installation of lights	Installation concluded.	Proof of purchase Physical inspection (photo)
BSD	Improve access to sustainable and affordable services	Traffic Services	Traffic lights at Letaba Cross	30/06/2015	n/a	R 300 000	Liaise with SANRAL to approve installation of traffic lights.	Drafting of specifications for procurement of a service provider for trenching	Appointment of a service provider	Installation of traffic lights completed at Letaba Cross	Appointment letter Proof of procurement (photo)
BSD	Improve access to sustainable and affordable services	Traffic Services	Traffic lights at R71 turn off Deerpark	30/06/2015	n/a	R 300 000	Liaise with SANRAL to approve installation of traffic lights.	Drafting of specifications for procurement of a service provider for trenching	Appointment of a service provider	Installation of traffic lights completed at Deerpark	Appointment letter Proof of procurement (photo)
BSD	Optimise and sustain infrastructure investment and services	Electricity network upgrade and maintenance	11kv Cable from Church substation via old SAR to Power station	30/06/2014		R 8 000 000	Procurement of material and digging of trenches	Installation of cables and trenching	Retrofitting of switchgear and installation of cable	Commissioning and close-out	Proof of submission of Technical Spect to SCM Progress Reports Close-out report
BSD	Optimise and sustain infrastructure investment and services	Electricity network upgrade and maintenance	Energy efficiency and demand	30/06/2016		R 4 000 000	Procurement of service provider for retrofitting of energy efficiency equipment for building and pump stations	Retrofitting of energy efficiency equipment. Progress reports submitted to DOE	Retrofitting of energy efficiency equipment. Progress reports submitted to DOE	Retrofitting of energy efficiency equipment completed, close-out.	DOE Reports
BSD	Optimise and sustain infrastructure investment and services	Electricity network upgrade and maintenance	Protection relays (66kv & 132 kv subs)	30/06/2016	n/a	R 650 000	Identify and prioritise relays for replacement.	Procure relays from supplier	Installation of relays in conjunction with specialist service provider	Installation of relays in conjunction with specialist service provider	Proof of purchase Asset register update
BSD	Optimise and sustain infrastructure investment and services	Electricity network upgrade and maintenance	Substation tripping batteries	30/06/2017	n/a	R 200 000	Not applicable this quarter	Procurement of battery banks from service provider	Installation of battery banks completed	Not applicable this quarter	Proof of purchase Asset register update

**Quarterly deliverables per Project- Electrical Engineering Department**

KPA/Theme	Strategic Objective	Programme	Project	Planned end date	Opex 2014/2015	Capex 2014/2015	Qtr Ending 30 Sept '14	Qtr Ending 31 Dec '14	Qtr Ending 31 Mar '15	Qtr Ending 30 Jun '15	Means of verification
BSD	Optimise and sustain infrastructure investment and services	Electricity network upgrade and maintenance	Replacement of airconditioners in Municipal Buildings	30/06/2017	n/a	R 50 000	Identify aircons to be replaced	Procurement of service provider	Procurement of service provider	Installation of aircons completed	Proof of purchase Asset register update
BSD	Optimise and sustain infrastructure investment and services	Electricity network upgrade and maintenance	Master Plan Review (Electricity)	30/06/2015	R 1 700 000		Draft Request for proposal and submit to SCM for Procurement of a consultant	Appointment of consultant	1st Draft Revised Master Plan completed	Final submission of Master Plan by service provider.	Revised Electricity Master Plan Progress Reports
BSD	Optimise and sustain infrastructure investment and services	Electricity network upgrade and maintenance	Miniature substations (NERSA Audit)	30/06/2017	n/a	R 1 000 000	Drafting of specifications and procurement of a service provider for trenching and building of plinth	Procurement of mini-substations	Replacing of mini-substations	Replacing of mini-substations completed	Appointment letter Proof of procurement Asset register
BSD	Optimise and sustain infrastructure investment and services	Electricity network upgrade and maintenance	Provision of Capital Tools (Urban)	30/06/2015	n/a	R 150 000	Procurement of capital tools as and when required	Procurement of capital tools as and when required	Procurement of capital tools as and when required	Procurement of capital tools as and when required	Proof of purchase Asset register update
BSD	Optimise and sustain infrastructure investment and services	Electricity network upgrade and maintenance	Rebuilding of Lines-Eureka - De neck (9 km)	30/06/2015	n/a	R 700 000	Draft specifications and submit to Supply Chain for procurement process	Appointment of service provider	Pegging and initial ground work	Instruction to contractor and implementation	Specifications Advertisement Progress reports by service provider
BSD	Optimise and sustain infrastructure investment and services	Electricity network upgrade and maintenance	Rebuilding of Lines-Mapietkop - Mtzelaar (7 km)	30/06/2015	n/a	R 700 000	Draft specifications and submit to Supply Chain for procurement process	Appointment of service provider	Pegging and initial ground work	Instruction to contractor and implementation	Specifications Advertisement Progress reports by service provider
BSD	Optimise and sustain infrastructure investment and services	Electricity network upgrade and maintenance	Rebuilding of Lines-Pollisi valley - Dap Naude (15 km)	30/06/2015	n/a	R 1 000 000	Draft specifications and submit to Supply Chain for procurement process	Appointment of service provider	Pegging and initial ground work	Instruction to contractor and implementation	Specifications Advertisement Progress reports by service provider
BSD	Optimise and sustain infrastructure investment and services	Electricity network upgrade and maintenance	Renewal, Repairs and Maintenance on pre-paid meters (Tzaneen, Letsitele & Phitsi)	30/06/2019		R 556 460	Replace 50 connections with new technology meters	Procure 10 data concentrators, replace additional 50 connections with new technology meters	Replace 50 additional connections with new technology meters	Replace 50 (200) additional connections with new technology meters and install 10 data concentrators	Proof of purchase Asset register Promise system report

**Quarterly deliverables per Project- Electrical Engineering Department**

KPA/Theme	Strategic Objective	Programme	Project	Planned end date	Opex 2014/2015	Capex 2014/2015	Qtr Ending 30 Sept '14	Qtr Ending 31 Dec '14	Qtr Ending 31 Mar '15	Qtr Ending 30 Jun '15	Qtr Ending 30 Sep '15	Means of verification
BSD	Optimise and sustain infrastructure investment and services	Electricity network upgrade and maintenance	Telephone Network Management System (Control Room)	30/06/2015	n/a	R 300 000	Identify system to be installed	Procurement and installation of the telephone system	Not applicable this quarter	Not applicable this quarter	Not applicable this quarter	Proof of purchase Asset register update
BSD	Optimise and sustain infrastructure investment and services	Electricity network upgrade and maintenance	Service Contribution	30/06/2015		R 15 000 000	Not applicable this quarter	Not applicable this quarter	Identification and planning of projects	Ensure that service contribution funds received are allocated to projects.	Ensure that service contribution funds received are allocated to projects.	Services Contribution allocation list
GG	Effective and Efficient administration	Management and Administration	Purchase office furniture and equipment for the Electrical Engineering Department	30/06/2016		R 300 000	Not applicable this quarter	Purchase furniture and equipment	Purchase furniture and equipment	Not applicable this quarter	Not applicable this quarter	Payment advice Asset Register update



### Key Performance Indicators (KPIs) - Engineering Services Department

KPA/Theme	Strategic Objective	Programme	Strategic KPI	Baseline (end June 2014)	Target Sept '14	Target Dec '14	Target Mar '15	Target Jun '15	Means of verification
BSD	Improve access to sustainable and affordable services	Building Control	# of contravention notices issued to decrease non-compliance to building regulations	actual awaited	Not applicable this quarter	40	Not applicable this quarter	80	Register of contraventions
BSD	Improve access to sustainable and affordable services	Roads and Storm water Infrastructure Development	Km of roads tarred	actual awaited	Not applicable this quarter	not applicable this quarter	Not applicable this quarter	11	Road Progress Reports
BSD	Improve access to sustainable and affordable services	Water and sanitation services	Number of water systems with Blue Drop Certification	2	2	2	2	3	Blue Drop Certificates
BSD	Optimise and sustain infrastructure investment and services	Asset Management	R-value spent on fleet maintenance as % of asset value	Actual Awaited	Not applicable this quarter	6%	Not applicable this quarter	6%	Asset Register Expenditure Reports
BSD	Optimise and sustain infrastructure investment and services	Asset Management	R-value spent on maintenance of municipal buildings as % of asset value	Actual Awaited	Not applicable this quarter	2%	Not applicable this quarter	2%	Asset Register Expenditure Reports
BSD	Optimise and sustain infrastructure investment and services	Asset Management	R-value spent on maintenance of roads infrastructure as % of asset value	Actual Awaited	Not applicable this quarter	4.5%	Not applicable this quarter	4.5%	Asset Register Expenditure Reports
BSD	Optimise and sustain infrastructure investment and services	Roads & Storm water upgrading and maintenance	R-value spent on road and storm water maintenance	actual awaited	R 3 948 019	R 7 896 037	R 11 844 066	R 15 792 074	ESD Expenditure reports
BSD	Optimise and sustain infrastructure investment and services	Water and Sewer maintenance and upgrade	% reduction in distribution losses (water)(Tzaneen, Haenertsburg & Letsitele)	10%	Not applicable this quarter	Not applicable this quarter	Not applicable this quarter	2%	Water distribution reports
GG	Effective and Efficient administration	Management and Administration	# of ESD departmental meetings	Actual Awaited	3	6	9	12	Minutes and Attendance registers of Departmental meetings
GG / MF/M	Increase financial viability	Budget management	% of ESD departmental budget spent	actual awaited	25%	50%	75%	100%	Monthly financial budget reports
GG / MF/M	Increase financial viability	Expenditure Management	% of ESD capital budget spent	100%	10%	20%	50%	100%	Monthly financial budget reports
GG/MFM A	Increase financial viability	Budget management	% MIG funding spent	actual awaited	10%	50%	75%	100%	Budget printout
LED	Increased investment in the GTM economy	Expanded Public Works	# of EPWP work opportunities created through ESD projects	actual awaited	108	216	323	431	Project reports

### Quarterly deliverables per Project-Engineering Services Department

KPA/Theme	Strategic Objective	Programme	Project	Planned end date	Opex 2014/2015	Capex 2014/2015	Qtr Ending 30 Sept '14	Qtr Ending 31 Dec '14	Qtr Ending 31 Mar '15	Qtr Ending 30 Jun '15	Means of verification
BSD	Enhance sustainable environmental management and social development	Environmental management	Hawkers esplanades in rural areas	30/06/2015		R 100 000	Engage with CSD (user Department) to establish requirements and draft specifications	Advertising and sourcing of quotations	Construction of hawkers esplanades	Hawkers esplanades completed	Correspondence with CSD Correspondence with SCM Specifications proof of submission Appointment letter
BSD	Enhance sustainable environmental management and social development	Sport and recreation	Construction of a new community hall at Relela Cluster	30/06/2016		R 2 334 504	Not applicable this quarter	Not applicable this quarter	Not applicable this quarter	Design and tender documents completed. Contractor appointed.	Design & Tender documents Appointment Letter
BSD	Improve access to sustainable and affordable services	Public Toilets	Public toilet-block at Letsetele Sanlam Taxi rank	30/06/2015	n/a	R 100 000	Engage with CSD (user Department) to establish requirements and draft specifications	Advertising and sourcing of quotations	Construction of public toilet blocks	Construction of public toilet completed	Correspondence with CSD Correspondence with SCM Specifications proof of submission Appointment letter
BSD	Improve access to sustainable and affordable services	Public Toilets	Public toilet-block at Tzaneen Jhb Taxi Rank	30/06/2015	n/a	R 150 000	Engage with CSD (user Department) to establish requirements and draft specifications	Advertising and sourcing of quotations	Construction of public toilet blocks	Construction of public toilet completed	Correspondence with CSD Correspondence with SCM Specifications proof of submission Appointment letter

### Quarterly deliverables per Project- Engineering Services Department

KPA/ Theme	Strategic Objective	Programme	Project	Planned end date	Opex 2014/2015	Capex 2014/2015	Qtr Ending 30 Sept 14	Qtr Ending 31 Dec 15	Qtr Ending 31 Mar 15	Qtr Ending 30 Jun 15	Means of verification
BSD	Improve access to sustainable and affordable services	Public Toilets	Public toilet-block at Tzaneen Sanlam Taxi rank	30/06/2015	n/a	R 150 000	Engage with CSD (user Department) to establish requirements and draft specifications	Advertising and sourcing of quotations	Construction of public toilet blocks	Construction of public toilet completed	Correspondence with CSD Correspondence with SCM Specifications proof of submission Appointment letter
BSD	Improve access to sustainable and affordable services	Roads and Storm water Infrastructure Development	Haenertsburg DoC entrance road	30/06/2015	n/a	R 500 000	Site inspection and planning	Stabilisation and re-gravelling of access road to the Drop Off Centre at Haenertsburg	Not applicable this quarter	Not applicable this quarter	Site inspection Report Payment to contractor
BSD	Improve access to sustainable and affordable services	Roads and Storm water Infrastructure Development	Nkowanokwa DoC entrance road	30/06/2015	n/a	R 500 000	Site inspection and planning	Stabilisation and re-gravelling of access road to the Drop Off Centre at Nkowanokwa	Not applicable this quarter	Not applicable this quarter	Site inspection Report Payment to contractor
BSD	Improve access to sustainable and affordable services	Roads and Storm water Infrastructure Development	Agatha Cemetery low level bridge	30/06/2016		R 500 000	Drafting of specifications. Advertisement for appointment of a consultant	Appointment of consultant finalised.	Feasibility study. Advertisement for a contractor	Appointment of Contractor and construction commenced	Specifications Advertisements for Consultant & Contractor Feasibility Study Progress Report from contractor
BSD	Improve access to sustainable and affordable services	Roads and Storm water Infrastructure Development	Khubu to Lwandlamuni Low Level bridge	30/06/2016		R 500 000	Drafting of specifications. Advertisement for appointment of a consultant	Appointment of consultant finalised.	Feasibility study. Advertisement for a contractor	Appointment of Contractor and construction commenced	Specifications Advertisements for Consultant & Contractor Feasibility Study Progress Report from contractor
BSD	Improve access to sustainable and affordable services	Roads and Storm water Infrastructure Development	Mokonyane low level bridge	30/06/2016		R 500 000	Finalisation of EIA by consultant	Advertisement for appointment of a contractor	Appointment of contractor and construction	Construction	EIA Advertisements Progress report from contractor

### Quarterly deliverables per Project-Engineering Services Department

KPA/Theme	Strategic Objective	Programme	Project	Planned end date	Opex 2014/2015	Capex 2014/2015	Qtr Ending 30 Sept '14	Qtr Ending 31 Dec '14	Qtr Ending 31 Mar '15	Qtr Ending 30 Jun '15	Means of verification
BSD	Improve access to sustainable and affordable services	Roads and Storm water Infrastructure Development	Moruji to Matswi, Khesholwe Tar Road	30/06/2016		R 14 571 797	Liaise with Roads and Transport for permission to tar Provincial link road	Finalise designs and compile tender documents	Advertisement and appointment of contractor	Construction commenced	Communicate with DRT Tender Report Tender Documents Appointment Letter
BSD	Improve access to sustainable and affordable services	Roads and Storm water Infrastructure Development	Pedestrian Bridge at Manimofase	30/06/2015		R 6 120 155	Designs and tender documents ready, appointment of contractor completed	Construction of bridge	Construction of bridge	Pedestrian bridge completed	Tender Documents Appointment Letter Completion Certificate
BSD	Improve access to sustainable and affordable services	Roads and Storm water Infrastructure Development	Rikhoiso low level bridge	30/06/2016		R 1 000 000	Finalisation of EIA by consultant	Advertisement for appointment of a contractor	Appointment of contractor and construction	Construction	EIA Advertisements Progress report from contractor
BSD	Improve access to sustainable and affordable services	Roads and Storm water Infrastructure Development	Rita, Khopo, Lefara, Zanghoma, Uhuru, Xipungu to Mariveni Tar Road	30/06/2018		R 14 571 797	Liaise with Roads and Transport for permission to tar Provincial link road	Finalise designs and compile tender documents	Advertisement and appointment of contractor	Construction commenced	Communicate with DRT Tender Report Tender Documents Appointment Letter
BSD	Improve access to sustainable and affordable services	Roads and Storm water Infrastructure Development	Thapane to Moruji Tar	30/06/2015		R 36 551 029	Construction, physical progress at	Construction, physical progress at	Construction, physical progress at	Road completed, 11km	Completion certificate
BSD	Improve access to sustainable and affordable services	Roads and Storm water Infrastructure Development	Tickyline, Myakayaka, Burgersdorp, Gvaza to Mafarana Tar Road	30/06/2018		R 14 571 979	Liaise with Roads and Transport for permission to tar Provincial link road	Finalise designs and compile tender documents	Advertisement and appointment of contractor	Construction commenced	Communicate with DRT Tender Report Tender Documents Appointment Letter
BSD	Improve access to sustainable and affordable services	Sport and recreation facilities	Tzaneen swimming pool upgrade and refurbishment	30/06/2015	n/a	R 10 355 060	Construction, physical progress at 40%	Construction, physical progress at 70%	Swimmingpool construction completed.	Not applicable this quarter	MIG Progress Reports Monthly Reports Complete Certificate

### Quarterly deliverables per Project-Engineering Services Department

KPA/Theme	Strategic Objective	Programme	Project	Planned end date	Opex 2014/2015	Capex 2014/2015	Qtr Ending 30 Sep 14	Qtr Ending 31 Dec 14	Qtr Ending 31 Mar 15	Qtr Ending 30 Jun 15	Means of verification
BSD	Optimise and sustain infrastructure investment and services	Maintenance and upgrading of municipal buildings	Replacement of roof in the civic centre in Tzaneen	30/06/2015	n/a	R 500 000	Draft specifications and submit to Supply Chain for procurement process	Advertise for a service provider	Appointment of a service provider	Construction of roof at the civic centre	Correspondence with SCM Advertisement Appointment Letter Completion certificate
BSD	Optimise and sustain infrastructure investment and services	Maintenance of municipal assets	Upgrading of Lenyene Stadium (phase 2)	30/06/2015		R 10 675 030	Construction, physical progress at 40%	Construction, physical progress at 70%	Stadium upgrade completed.	Not applicable this quarter	MIG Progress Reports Monthly Reports Complete Certificate
BSD	Optimise and sustain infrastructure investment and services	Roads & Storm water maintenance and upgrade	Purchase generators	30/06/2015		R 60 000	Drafting of specifications and advertise for a service provider	Procurement of generator	Not applicable this quarter	Not applicable this quarter	Asset Register update
BSD	Optimise and sustain infrastructure investment and services	Roads & Storm water maintenance and upgrade	Purchase Survey Equipment	30/06/2015		R 150 000	Drafting of specifications and advertise for a service provider	Procurement of survey equipment	Not applicable this quarter	Not applicable this quarter	Asset Register update
BSD	Optimise and sustain infrastructure investment and services	Roads & Storm water maintenance and upgrade	Purchase welding machines	30/06/2015		R 25 000	Not applicable this quarter	Procurement of welding machines	Not applicable this quarter	Not applicable this quarter	Asset Register update
BSD	Optimise and sustain infrastructure investment and services	Roads & Storm water maintenance and upgrade	Roads masterplan Development	30/06/2015			Liaise with MISA on the drafting of a Road Master Plan. Report Progress	Liaise with MISA on the drafting of a Road Master Plan. Report Progress	Liaise with MISA on the drafting of a Road Master Plan. Report Progress	Liaise with MISA on the drafting of a Road Master Plan. Report Progress	Progress Reports

### Quarterly deliverables per Project-Engineering Services Department

KPA/Theme	Strategic Objective	Programme	Project	Planned end date	Opex 2014/2015	Capex 2014/2015	Qtr Ending 30 Sept '14	Qtr Ending 31 Dec '14	Qtr Ending 31 Mar '15	Qtr Ending 30 Jun '15	Means of verification
BSD	Optimise and sustain infrastructure investment and services	Water and Sewer maintenance and upgrade	BlueDrop Water Certification (BDC)	30/06/2015	R 300 000		Maintain blue drop status by monitoring compliance to SANS 241:2011 at Tzaneen & Letsitele water system. Develop water safety plans and policies for Nkowanikowa and Lenyenye to secure BDC	Maintain blue drop status by monitoring compliance to SANS 241:2011 at Tzaneen & Letsitele water system. Implement water safety plans and policies for Nkowanikowa and Lenyenye to secure BDC	Maintain blue drop status by monitoring compliance to SANS 241:2011 at Tzaneen & Letsitele water system. Implement water safety plans and policies for Nkowanikowa and Lenyenye to secure BDC	Maintain blue drop status by monitoring compliance to SANS 241:2011 at Tzaneen & Letsitele water system. Implement water safety plans and policies for Nkowanikowa and Lenyenye to secure BDC	Water Quality reports Policies
BSD	Optimise and sustain infrastructure investment and services	Water and Sewer maintenance and upgrade	GreenDrop Certification (GDC)	30/06/2015			Develop plans for waste water management to secure GDC for Tzaneen & Nkowanikowa and Lenyenye. Monitor activities to ensure adherence to SANS 241:2011	Develop plans for waste water management to secure GDC for Tzaneen & Nkowanikowa and Lenyenye. Monitor activities to ensure adherence to SANS 241:2011	Develop plans for waste water management to secure GDC for Tzaneen & Nkowanikowa and Lenyenye. Monitor activities to ensure adherence to SANS 241:2011	Develop plans for waste water management to secure GDC for Tzaneen & Nkowanikowa and Lenyenye. Monitor activities to ensure adherence to SANS 241:2011	*Waste Water Management Plan *Waste Water Quality reports
BSD	Optimise and sustain infrastructure investment and services	Water and Sewer maintenance and upgrade	Water & Sewer master plan	30/06/2015			Liaise with MDM & MISA on the drafting of a Water and Sewer Master plan, report progress	Liaise with MDM & MISA on the drafting of a Water and Sewer Master plan, report progress	Liaise with MDM & MISA on the drafting of a Water and Sewer Master plan, report progress	Liaise with MDM & MISA on the drafting of a Water and Sewer Master plan, report progress	Correspondence
BSD	Optimise and sustain infrastructure investment and services	Water and Sewer maintenance and upgrade	Water Service Authority	30/06/2015			Follow-up with COGSTA on progress with GTM Service Authority Status recommendation and report progress	Follow-up with COGSTA on progress with GTM Service Authority Status recommendation and report progress	Follow-up with COGSTA on progress with GTM Service Authority Status recommendation and report progress	Follow-up with COGSTA on progress with GTM Service Authority Status recommendation and report progress	Correspondence
GG	Effective and Efficient administration	Management and Administration	Purchase office furniture and Equipment for the Engineering Services department	30/06/2016	n/a	R 300 000	Not applicable this quarter	Purchase furniture and equipment	Purchase furniture and equipment	Not applicable this quarter	Payment advice Asset Register update
LED/ISR	Integrated Developmental Planning	Neighbourhood Development	Nkowanikowa Taxi Rank (High Development Initiative) (NDPG)	30/06/2015	R 12 975 000		Monitor the Advertisement and appointment of a contractor. Report progress to Council	Monitor the Construction of the taxi rank and report progress to Council	Monitor the Construction of the taxi rank and report progress to Council	Monitor the finalisation of the CBD taxi rank upgrade and report progress to Council	NDPG Progress Reports ESD monthly reports Minutes of NDPG meetings

### Quarterly deliverables per Project- Engineering Services Department

KPA/ Theme	Strategic Objective	Programme	Project	Planned end date	Opex 2014/2015	Capex 2014/2015	Qtr Ending 30 Sept 14	Qtr Ending 31 Dec 14	Qtr Ending 31 Mar 15	Qtr Ending 30 Jun 15	Means of verification
LED/SR	Integrated Developmental Planning	Neighbourhood Development	Nkowanikwa Hawkers Facilities (High point Development Initiative) (NDPG)	30/06/2015	R 7 876 000		Monitor the Advertisement and appointment of a contractor. Report progress to Council	Monitor the Construction of the taxi rank and report progress to Council	Monitor the Construction of the taxi rank and report progress to Council	Monitor the finalisation of the Hawkers facility upgrade and report progress to Council	NDPG Progress Reports ESD monthly reports Minutes of NDPG meetings
LED/SR	Integrated Developmental Planning	Neighbourhood Development	Nkowanikwa C Ring Road (NDPG)	30/06/2015	R 2 000 000		Monitor the construction of the Nkowanikwa C Ringroad and report progress to Council	Monitor the construction of the Nkowanikwa C Ringroad and report progress to Council	Monitor the construction of the Nkowanikwa C Ringroad and report progress to Council	Monitor the construction of the Nkowanikwa C Ringroad and report progress to Council	NDPG Progress Reports ESD monthly reports Minutes of NDPG meetings

### Key Performance Indicators (KPIs) - Planning and Economic Development Department

KPA/Theme	Strategic Objective	Programme	Strategic KPI	Baseline (end June 2014)	Target Sept '14	Target Dec '14	Target Mar '15	Target Jun '15	Means of verification
BSD	Improve access to sustainable and affordable services	Integrated Human Settlements	/HSP approved by 30 June	actual awaited	not applicable this quarter	not applicable this quarter	not applicable this quarter	30 June 2015	Council Minutes
BSD	Improve access to sustainable and affordable services	Integrated Human Settlements	Ha of land acquired for development	new indicator	not applicable this quarter	not applicable this quarter	not applicable this quarter	6ha	Deed of Sale
GG	Efficient and administration	Management and Administration	# of departmental meetings	4	1	2	3	4	Minutes and Attendance registers of Departmental meetings
GG / MFYM	Increase financial viability	Budget management	% of departmental budget spent	actual awaited	25%	50%	75%	100%	Monthly financial budget reports
GG / MFYM	Increase financial viability	Financial reporting	% of AG queries responded to within 3 working days	100%	Not applicable this quarter	100%	Not applicable this quarter	Not applicable this quarter	Register of Audit queries & corresponding reports
LED	Increased investment in the GTM economy	Agriculture	# of jobs created through agricultural value chain	100	250	250	250	250	Cooperative Salary Payroll
LED	Increased investment in the GTM economy	Community Works Programme	Nr of cooperatives established and still functional in wards where the CWP is implemented	4	Not applicable this quarter	4	Not applicable this quarter	4	CWP reports Minutes & Attendance register
LED	Increased investment in the GTM economy	Community Works Programme	Number of job opportunities created through the CWP	1800	2000	2000	2000	2045	CWP Employment register
LED	Increased investment in the GTM economy	Marketing and Investor Targeting	# of jobs created through municipal LED initiatives including Capital Projects	50	100	200	400	600	LED monthly job creation report
LED	Increased investment in the GTM economy	Tourism	# of Tourism SMMEs exposed to the market	8	10	10	20	30	Itinerary Events report
LED	Integrated developmental planning	Integrated Spatial Development	Policy for Development of Rural nodes approved by 30 June	0	Not applicable this quarter	Not applicable this quarter	Not applicable this quarter	30-Jun	Rural Development Policy Council Minutes



### Quarterly deliverables per Project- Planning and Economic Development Department

KPA/Theme	Strategic Objective	Programme	Project	Planned end date	Opex 2014/2015	Capex 2014/2015	Qtr Ending 30 Sept '14	Qtr Ending 31 Dec '14	Qtr Ending 31 Mar '15	Qtr Ending 30 Jun '15	Means of verification
GG	Effective and Efficient administration	Management and Administration	Purchase office furniture and equipment for the PED department	30/06/2015		R 300 000	Submit specifications to SCM	Procurement of furniture	Payment for furniture	Not applicable this quarter	Asset Register update
LED	Integrated Developmental Planning	Integrated Spatial development	Talana Hostel programme	30/06/2015		R 350 000	Monitor the process of Township establishment. Ensure that specifications are completed and procurement process is followed	Appointment of consultant	Monitor the process of Township establishment report progress	Monitor the process of Township establishment report progress	Specifications Appointment Letter Consultant reports Council resolutions Correspondence Minutes Land availability agreement Deed of sale
LED	Integrated Developmental Planning	Land Acquisition	Acquisition of land at Nkowanokwa (Cemetery)	30/06/2015		R 800 000	Negotiations with Traditional Authority	Negotiations with Traditional Authority	Land availability agreement finalised	Deed of sale concluded	Correspondence Minutes Land availability agreement Deed of sale
LED	Integrated Developmental Planning	Land Acquisition	Acquisition of land at Politsi (residential)	30/06/2015		R 3 000 000	Payment of last installment effected	Public Participation to inform the current occupants on the future upgrading	Submission of project to Housing Development Agency (HDA) for feasibility study	Report progress on the Housing Development Agency (HDA) feasibility study.	Proof of payment Minutes of Public Participation Correspondence with HDA
LED	Integrated Developmental Planning	Land Acquisition	Transfer of state land to GTM (Regional Cemetery)	30/06/2015		R 350 000	Negotiations with Dpt of Rural Development and Land reform	Drafting of specifications for appointment of consultant to do a feasibility study. Negotiations with Dpt of Rural Development and Land reform. Report progress	Deed of transfer from Dept of Rural development and land reform.	Appointment of consultant for feasibility study. Appointment of the Conveyancer	Correspondence Deed of Donation Specifications Appointment letters for consultant & conveyancer
LED/SR	Integrated Developmental Planning	Integrated Development Planning	Spatial Development Framework review	30/06/2015	R 600 000		Specifications for procurement of a consultant to review SDF & Rural Development Strategy completed.	Advertisement and appointment of consultant completed	Draft SDF & Rural Development Strategy submitted to Council	Public participation on SDF and Rural Development Strategy finalised. SDF & Rural Development strategy adopted by Council	Specifications Advertisement Appointment letter SDF & Rural Dev Strategy Council Minutes of public meeting

### Quarterly deliverables per Project- Planning and Economic Development Department

KPA/Theme	Strategic Objective	Programme	Project	Planned end date	Opex 2014/2015	Capex 2014/2015	Qtr Ending 30 Sept '14	Qtr Ending 31 Dec '14	Qtr Ending 31 Mar '15	Qtr Ending 30 Jun '15	Means of verification
LED/SR	Integrated Developmental Planning	Integrated Development Planning	Socio - Economic survey	30/06/2015	R 350 000		Council resolution outlining the roll-out programme approved by Council	Monitor the roll-out of the Socio-Economic Survey as per the Council Resolution. Report progress	Monitor the roll-out of the Socio-Economic Survey as per the Council Resolution. Report progress	Monitor the roll-out of the Socio-Economic Survey as per the Council Resolution. Report progress	Council Resolution Roll-out Programme Monthly reports from UNIVEN Monthly Dept reports
LED/SR	Integrated Developmental Planning	Integrated Spatial development	Land identification for social housing	30/06/2015	R 300 000		Develop a programme for the identification of land	Identify land for social housing as per the approved programme	Consolidation of sites in Tzn Ext78	Intergration and engagement of COGHSTA and HDA	Programme Correspondence with COGHSTA & HDA Progress Reports

## Key Performance Indicators (KPIs) - Greater Tzaneen Economic Development Agency

KPA/ Theme	Strategic Objective	Programme	Strategic KPI	Baseline (end June 2014)	Target Sept '14	Target Dec '14	Target Mar '15	Target Jun '15	Means of verification
GG	Effective and Efficient administration	Board Structures	Updated governance charters approved by 30 Dec	actual awaited	Not applicable this quarter	30-Dec	Not applicable this quarter	Not applicable this quarter	Governance Charters Board Minutes
GG	Effective and Efficient administration	Board Structures	% of Board members inducted and orientated by 30 July	100%	100%	Not applicable this quarter	Not applicable this quarter	Not applicable this quarter	Attendance Register and Programme of induction
GG	Effective and Efficient administration	Board Support	Number of board packs circulated 7 days before each meeting	4	4	2	3	4	Records of distribution
GG	Effective and Efficient administration	Board Support	% of Board Resolutions implemented	Actual Awaited	100%	100%	100%	100%	Board Resolution register
GG	Effective and Efficient administration	Board Support	Annual report approved by the Board by end December	26-Oct	Not applicable this quarter	30-Dec	Not applicable this quarter	Not applicable this quarter	Board Minutes Annual Report
GG	Effective and Efficient administration	Board Support	Annual report submitted to GTM by 10 January	09-Jan	Not applicable this quarter	Not applicable this quarter	10-Jan	Not applicable this quarter	Annual Report and proof of Submission to GTM (course attendance)
GG	Effective and Efficient administration	Performance monitoring and reporting	Institutional Scorecard finalised by 30 May	actual awaited	Not applicable this quarter	Not applicable this quarter	Not applicable this quarter	30-May	Board Minutes Organisational Scorecard
GG	Effective and Efficient administration	Performance monitoring and reporting	# of quarterly progress reports submitted to the Board	4	4	2	3	4	Board Minutes Quarterly Reports
GG	Effective and Efficient administration	Risk management	Number of updated Risk Registers submitted to the Board	4	4	2	3	4	Updated Risk Register Board Minutes
GG	Effective and Efficient administration	Risk management	% compliance issues attended to within 7 working Days	90%	100%	100%	100%	100%	Internal Audit Reports Management Reports & Responses
GG	Effective and Efficient administration	Sound Governance	Audit opinion for GTEDA	Actual Awaited	Not applicable this quarter	Unqualified	Not applicable this quarter	Not applicable this quarter	Audit Report
GG	Effective and Efficient administration	Sound Governance	# of audit committee reports submitted to the Board	4	4	2	3	4	Audit committee reports Board Minutes
GG / MFVM	Increase financial viability	Budget management	% of GTEDA budget spent	95%	28%	50%	75%	100%	Monthly financial reports
GG / MFVM	Increase financial viability	Budget management	3 Year Budget approved by 30 April annually	actual awaited	Not applicable this quarter	Not applicable this quarter	Not applicable this quarter	30-Apr	Budget Board Minutes

### Key Performance Indicators (KPIs) - Greater Tzaneen Economic Development Agency

KPA/ Theme	Strategic Objective	Programme	Strategic KPI	Baseline (end June 2014)	Target Sept '14	Target Dec '14	Target Mar '15	Target Jun '15	Means of verification	
GG / MFVM	Increase financial viability	Financial reporting	Number of Monthly Financial Reports submitted to GTM by the 7th of every month	12	3	6	9	12	Monthly reports Acknowledgement of receipt AFS	
GG / MFVM	Increase financial viability	Financial reporting	Financial Statements (AFS) submitted to GTM by 15 August	actual awaited	15-Aug	Not applicable this quarter	Not applicable this quarter	Not applicable this quarter	Acknowledgement of receipt from GTM	
LED	Create a stable economic environment by attracting suitable investors	Economic Growth and Investment	# of committed investors attracted through GTEDA	5	Not applicable this quarter	Not applicable this quarter	Not applicable this quarter	5	Investment reports (LADC, MDDA, Premiers Office & SEDA)	
LED	Increased investment in the GTM economy	Enterprise Development (SMMIE support)	# of SMMIEs capacitated through GTEDA (1 Per cluster)	4	1	2	3	4	GTEDA SMMIE support report	
LED	Increased investment in the GTM economy	Marketing and Investor Targeting	# of jobs created by GTEDA	160	50	100	150	200	GTEDA monthly project progress reports Minutes of meetings	
LED/ MTOD	Develop a high performance culture for a changed, diverse, efficient and effective local government	Employee Performance Management	Nr of Signed Performance Agreements by 30 July	9	Not applicable this quarter	Not applicable this quarter	Not applicable this quarter	9	Signed Performance Agreements	
LED/ MTOD	Develop a high performance culture for a changed, diverse, efficient and effective local government	Employee Performance Management	Nr of performance assessments concluded for GTEDA employees	4	4	1	2	3	4	Performance Assessment Reports

Quarterly deliverables per Project- Greater Tzaneen Economic Development Agency

KPA/Theme	Strategic Objective	Programme	Project	Planned end date	Capex		Qtr: Ending			Means of verification
					Opex 2014/2015	Capex 2014/2015	30 Sept '14	31 Dec '14	30 Jun '15	
LED	Increased investment in the GTM economy	Agriculture	Livestock improvement - Leathermaking	30/06/2015	R 80 000		Project Implementation Plan finalised by July '14. Monitor and evaluate Operational plan. Assist with resource mobilization. Finalise SLA with strategic partner. Consult monthly and quarterly reports.	Monitor and evaluate project implementation in line with the Business operational plan. Compile monthly and quarterly reports. Assist with resource mobilization in line with the Implementation Plan	Monitor and evaluate project implementation in line with the Business operational plan. Compile monthly and quarterly reports. Assist with resource mobilization in line with the Implementation Plan	Project Implementation Plan Business Operational Plan. Monthly and quarterly Board Reports. Signed funding and partnership agreements.
LED	Increased investment in the GTM economy	Agriculture	Support to restituted farms (Sapeko, Balabine, Tours and Mamahlala farms)	30/06/2015	R 60 000		Monitor support to Sapeko, Balabine, Tours and Mamahlala farms and report progress in line with the Project Implementation plan on a monthly basis	Monitor support to Sapeko, Balabine, Tours and Mamahlala farms and report progress in line with the Project Implementation plan on a monthly basis	Monitor support to Sapeko, Balabine, Tours and Mamahlala farms and report progress in line with the Project Implementation plan on a monthly basis	Project Implementation Plan. Resource mobilization Report. Monthly and quarterly Board Reports. Signed funding agreement.
LED	Increased investment in the GTM economy	Enterprise Development	New Shopping Centres Development	30/06/2015	R 100 000		Facilitate the establishment of new shopping centres report progress made on Nwanitwa, Moruji, Mogywathi, Dan & Lifestyle malls, in line with the Project Implementation Plan	Facilitate the establishment of new shopping centres report progress made on Nwanitwa, Moruji, Mogywathi, Dan & Lifestyle malls, in line with the Project Implementation Plan	Facilitate the establishment of new shopping centres report progress made on Nwanitwa, Moruji, Mogywathi, Dan & Lifestyle malls, in line with the Project Implementation Plan	Monthly and quarterly Board Reports. Procurement Report. Project Implementation Plan
LED	Increased investment in the GTM economy	Enterprise Development	SME support (Business Development)	30/06/2015	R 80 000		Facilitate support to SMMEs. Report progress with resources mobilised and support provided for the Village Bank and Internet Cafe (Lenyenyane)	Facilitate support to SMMEs. Report progress with resources mobilised and support provided for the Village Bank and Internet Cafe (Lenyenyane)	Facilitate support to SMMEs. Report progress with resources mobilised and support provided for the Village Bank and Internet Cafe (Lenyenyane)	Project Implementation Plan Bank Registration Certificate. Monthly and quarterly Board Reports. Bank Subscriptions reports.
LED	Increased investment in the GTM economy	Enterprise Development	Community Radio Station	30/06/2015	R 50 000		Conduct Due Diligence for Strengthening of Board and Management. Facilitate an AGM 30 July. Finalise the Sustainability strategy. Facilitate the development of a Business Operational Plan for GTFM by 30 Sept. Compile monthly and quarterly reports.	Monitor and evaluate implementation of Sustainability Strategy and Business Operational Plan. Compile monthly and quarterly reports.	Monitor and evaluate implementation of Sustainability Strategy and Business Operational Plan. Compile monthly and quarterly reports.	Due diligence Report. GTFM Sustainability strategy Business Operational Plan AGM Report. Monthly and quarterly Board Reports.
LED	Increased investment in the GTM economy	Enterprise Development	Ideas Hub	30/06/2015	R 200 000		Appointment of a service provider for the drafting of a Concept Plan. Report progress on a monthly basis.	Commence with the drafting of the Concept plan. Finalise Concept Plan and submit to the Board for approval.	Finalise Project Implementation Plan by 30 January. Report on progress with implementation on a monthly basis	Signed SLA Approved Concept document. Service Provider progress report. Monthly and quarterly Board Reports.
LED	Increased investment in the GTM economy	Tourism	Tourism Development (Tours & Tzaneen Dam)	30/06/2015	R 80 000		Social facilitation and appoint a service provider to conduct an EIA for Tours Dam. Revisit Tzaneen Dam feasibility study and identify initiatives to support in partnership with local business. Report progress on a monthly basis.	Monitor the EIA process for Tours Dam. Develop concept document for Tzaneen Dam initiatives identified. Submit concept document to the Board for approval. Report progress on a monthly basis.	Monitor resource mobilisation to implement Tours Dam initiatives. Monitor Stakeholders engagements for resource mobilisation for Tzaneen Dam. Report progress on a monthly basis	Signed SLA (Tours dam) EIA Correspondence with LTP Tzaneen Dam concept document. Correspondence Minutes & Attendance Register for stakeholder meetings Monthly & Quarterly reports

CAPITAL WORKS PLAN 2014/15 - 2016/17

Ward	Capital Item	Start Date	End Date	Projected Expenditure 2014/15												Total Budget 2014/15	Capital Budget 2015/2016	Capital Budget 2016/2017	Source of Funding	14/15 IDP Project Number
				Jul '14	Aug '14	Sep '14	Oct '14	Nov '14	Dec '14	Jan '15	Feb '15	Mar '15	Apr '15	May '15	Jun '15					
<b>Office of the Municipal Manager</b>																				
Civic Centre	Purchase office furniture and equipment for the MM's (as asset)	01/07/2014	30/06/2016	R	R	R	R	R	R	R	R	R	R	R	R	R	R	R	R	MM149
Civic Centre	Performance Management Software	01/07/2014	30/06/2015	R	R	R	R	R	R	R	R	R	R	R	R	R	R	R	R	MM146
All	Purchase of the Audit Management Software	01/07/2015	30/06/2016	n/a	n/a	n/a	n/a	n/a	n/a	n/a	n/a	n/a	n/a	n/a	n/a	n/a	n/a	n/a	n/a	MM161
<b>Office of the Chief Financial Officer</b>																				
Civic Centre	Purchase office furniture and equipment for the CFO's office	01/07/2014	30/06/2016	R	R	R	R	R	R	R	R	R	R	R	R	R	R	R	R	CFO150
<b>Corporate Services Department</b>																				
Civic Centre	Recycling (Environmental monitoring system)	01/07/2014	30/06/2015	R	R	R	R	R	R	R	R	R	R	R	R	R	R	R	R	CORP148
Civic Centre	Purchase office furniture, equipment and books for the Corporate Services	01/07/2014	30/06/2016	R	R	R	R	R	R	R	R	R	R	R	R	R	R	R	R	CORP152
Civic Centre	Job Evaluation System	01/07/2014	30/06/2015	n/a	n/a	n/a	n/a	n/a	n/a	n/a	n/a	n/a	n/a	n/a	n/a	n/a	n/a	n/a	n/a	CORP147
<b>Community Services Department</b>																				
All wards	Bulk Container at Tzaneen Sandlam Taxi rank	01/07/2014	30/06/2015	R	R	R	R	R	R	R	R	R	R	R	R	R	R	R	R	CSD142
15;16 + 23	Bulk-recycling bins	01/07/2014	30/06/2015	R	R	R	R	R	R	R	R	R	R	R	R	R	R	R	R	CSD141
All wards	Ketside Removals; Purchasing Bulkbins	01/07/2014	30/06/2015	R	R	R	R	R	R	R	R	R	R	R	R	R	R	R	R	CSD136
15	Purchase 1 x High Pressure Cleaner	01/07/2014	30/06/2015	R	R	R	R	R	R	R	R	R	R	R	R	R	R	R	R	CSD138
15	Purchase of 1 x Loosifier	01/07/2014	30/06/2015	R	R	R	R	R	R	R	R	R	R	R	R	R	R	R	R	CSD140
15;16;23;25 + 27	Purchase furniture and library equipment	01/07/2014	30/06/2016	R	R	R	R	R	R	R	R	R	R	R	R	R	R	R	R	CSD139
15	Purchase 1 x Tub-Shower	01/07/2015	30/06/2016	n/a	n/a	n/a	n/a	n/a	n/a	n/a	n/a	n/a	n/a	n/a	n/a	n/a	n/a	n/a	n/a	CSD153
15	6m³ Skips	01/07/2015	30/06/2016	n/a	n/a	n/a	n/a	n/a	n/a	n/a	n/a	n/a	n/a	n/a	n/a	n/a	n/a	n/a	n/a	CSD137
15	Installation of a weigh bridge at Tzaneen DLTC	01/07/2015	30/06/2016	n/a	n/a	n/a	n/a	n/a	n/a	n/a	n/a	n/a	n/a	n/a	n/a	n/a	n/a	n/a	n/a	CSD143
																				CSD62

CAPITAL WORKS PLAN 2014/15 - 2016/17

Ward	Capital Item	Start Date	End Date	Project Expenditure 2014/15												Total Budget 2014/15	Capital Budget 2015/2016	Capital Budget 2016/2017	Source of Funding	14/15 IDP Project Number
				Jul '14	Aug '14	Sep '14	Oct '14	Nov '14	Dec '14	Jan '15	Feb '15	Mar '15	Apr '15	May '15	Jun '15					
19	Paving at Nkwantlwa PLTC	01/07/2015	30/06/2016	n/a	n/a	n/a	n/a	n/a	n/a	n/a	n/a	n/a	n/a	n/a	n/a	R 30 000	R -	Own	EED033	
19	Installation of a security system at Lenyeye offices	01/07/2015	30/06/2016	n/a	n/a	n/a	n/a	n/a	n/a	n/a	n/a	n/a	n/a	n/a	n/a	R 100 000	n/a	Own	CSD84	
16	Installation of a security system at Heemertsburg office	01/07/2015	30/06/2016	n/a	n/a	n/a	n/a	n/a	n/a	n/a	n/a	n/a	n/a	n/a	n/a	R 100 000	n/a	Own	CSD85	
23	Installation of a security system at Lesiale offices	01/07/2015	30/06/2016	n/a	n/a	n/a	n/a	n/a	n/a	n/a	n/a	n/a	n/a	n/a	n/a	R 100 000	n/a	Own	CSD86	
21	Installation of a security system at Nkwantlwa offices	01/07/2015	30/06/2016	n/a	n/a	n/a	n/a	n/a	n/a	n/a	n/a	n/a	n/a	n/a	n/a	R 100 000	n/a	Own	CSD83	
<b>Electrical Engineering Department</b>																				
27, 28	Apollo light at Subersobu kiboo	01/07/2014	30/06/2015	R -	R -	R -	R -	R -	R -	R -	R -	R -	R -	R -	R -	R 473 200	R -	Own	EED43	
28	Apollo lights at Maava Block 8 and 9	01/07/2014	30/06/2015	R -	R -	R -	R -	R -	R -	R -	R -	R -	R -	R -	R -	R 473 200	R -	Own	EED44	
1	Apollo lights at Belanaville	01/07/2014	30/06/2015	R -	R -	R -	R -	R -	R -	R -	R -	R -	R -	R -	R -	R 473 200	R -	Own	EED46	
All	Installation of new streetlights (12)	01/07/2014	30/06/2015	R -	R -	R -	R -	R -	R -	R -	R -	R -	R -	R -	R -	R 520 000	R -	Own	EED 33	
17	Traffic lights at Lalaba Crosse R71 turn off	01/07/2014	30/06/2015	R -	R -	R -	R -	R -	R -	R -	R -	R -	R -	R -	R -	R 150 000	R 200 000	Own	EED42	
15	Deskbank	01/07/2014	30/06/2015	R -	R -	R -	R -	R -	R -	R -	R -	R -	R -	R -	R -	R 300 000	n/a	GTM	EED36	
14/15	17kv Cable from Church substation via old SAR to power station	01/07/2013	30/06/2014	R 2 000 000	R 1 000 000	R 1 000 000	R 500 000	R 500 000	R 500 000	R 500 000	R 500 000	R 500 000	R 500 000	R 500 000	R 500 000	R 5 000 000	n/a	Own	EED95	
ALL	Energy efficiency and demand	01/07/2014	30/06/2016	R -	R -	R -	R -	R -	R -	R -	R -	R -	R -	R -	R -	R 4 000 000	R 5 000 000	DoE	EED88	
14/15	Protection relays (66kv & 132 kv subst)	01/07/2014	30/06/2016	R -	R -	R -	R -	R -	R -	R -	R -	R -	R -	R -	R -	R 650 000	R 700 000	Own	EED96	
All	Substation tapping	01/07/2014	30/06/2017	R -	R -	R -	R -	R -	R -	R -	R -	R -	R -	R -	R -	R 200 000	R 250 000	Own	EED98	
Civic Centre	Replacement of airconditioners in Municipal Buldoze	01/07/2014	30/06/2017	R -	R -	R -	R -	R -	R -	R -	R -	R -	R -	R -	R -	R 50 000	R 50 000	Own	EED100	
14/15	Minture substations (NERSA Audit)	01/07/2014	30/06/2017	R -	R -	R -	R -	R -	R -	R -	R -	R -	R -	R -	R -	R 1 000 000	R 1 000 000	Own	EED97	

CAPITAL WORKS PLAN 2014/15 - 2016/17

Ward	Capital Item	Start Date	End Date	Projected Expenditure 2014/15												Capital Budget 2015/2016	Capital Budget 2016/2017	Sources of Funding	14/15 IDP Project Number		
				Total Budget 2014/15																	
				Jul '14	Aug '14	Sep '14	Oct '14	Nov '14	Dec '14	Jan '15	Feb '15	Mar '15	Apr '15	May '15	Jun '15						
ALL	Provision of Capital Tools (Liljan)	01/07/2014	30/06/2015	R -	R -	R -	R 16 666.67	R 16 666.67	R -	R 16 666.67	R 16 666.67	R 16 666.67	R 16 666.67	R 16 666.67	R 16 666.67	R 16 666.67	R 150 000	R 250 000	Own	EED100	
23	Rebuilding of Lines-Eureka - De neck (9 km)	01/07/2014	30/06/2015	R -	R -	R -	R -	R -	R -	R -	R -	R 100 000	R 100 000	R 200 000	R 200 000	R 200 000	R 700 000	n/a	Own	EED90	
13	Rebuilding of Lines-Mapskop - Mopokop - Maseleso - Dlamini	01/07/2014	30/06/2015	R -	R -	R -	R -	R -	R -	R -	R -	R 100 000	R 100 000	R 200 000	R 200 000	R 200 000	R 700 000	n/a	Own	EED81	
14	Rebuilding of Lines-Pollis valley - Dap Narade (15 km)	01/07/2014	30/06/2015	R -	R -	R -	R -	R -	R -	R -	R -	R 200 000	R 200 000	R 200 000	R 200 000	R 200 000	R 1 000 000	n/a	Own	EED92	
15	Renewal, Repairs and Maintenance on pre-paid meters (Tzaneen, Letsitele & Letlalela)	01/07/2014	30/06/2015	R 0	R 30 000	R 10 000	R 10 000	R 10 000	R 10 000	R 10 000	R 10 000	R 50 000	R 50 000	R 50 000	R 50 000	R 50 000	R 55 460	R 600 000	800000	Own	EED89
ALL	Telephone Network Management System (Control Room)	01/07/2014	30/06/2015	R 0	R 0	R 0	R 0	R 0	R 0	R 0	R 0	R 0	R 0	R 0	R 0	R 0	R 300 000	n/a	Own	EED93	
ALL	Service Scatization	01/07/2014	30/06/2015	R 0	R 0	R 0	R 0	R 0	R 0	R 0	R 0	R 2 500 000	R 2 500 000	R 2 500 000	R 2 500 000	R 2 500 000	R 15 000 000	R 20 000 000	Own	ES087	
Chic Centre	Purchase office furniture and equipment for the Electrical Engineering	01/07/2014	30/06/2016	R 0	R 0	R 0	R 0	R 0	R 0	R 0	R 0	R 0	R 0	R 0	R 0	R 0	R 300 000	Own	EE 193		
4	Apollo lights at 5 prohibited areas	01/07/2016	30/06/2017	n/a	n/a	n/a	n/a	n/a	n/a	n/a	n/a	n/a	n/a	n/a	n/a	n/a	n/a	R 2 970 000	Own	EED65	
21	Apollo lights at Lusaka	01/07/2015	30/06/2016	n/a	n/a	n/a	n/a	n/a	n/a	n/a	n/a	n/a	n/a	n/a	n/a	n/a	n/a	R 540 000	Own	EED90	
13	Apollo lights at Mardlakazi	01/07/2015	30/06/2016	n/a	n/a	n/a	n/a	n/a	n/a	n/a	n/a	n/a	n/a	n/a	n/a	n/a	n/a	R 540 000	Own	EED84	
23	Apollo lights at Manteni	01/07/2015	30/06/2016	n/a	n/a	n/a	n/a	n/a	n/a	n/a	n/a	n/a	n/a	n/a	n/a	n/a	n/a	R 540 000	Own	EED48	
32	Apollo lights at Moine and Shikwambana	01/07/2015	30/06/2016	n/a	n/a	n/a	n/a	n/a	n/a	n/a	n/a	n/a	n/a	n/a	n/a	n/a	n/a	R 540 000	Own	EED49	
9	Apollo lights at Mchakela	01/07/2015	30/06/2016	n/a	n/a	n/a	n/a	n/a	n/a	n/a	n/a	n/a	n/a	n/a	n/a	n/a	n/a	R 540 000	Own	EED82	
24	Apollo lights at Pelangetse and Zanghona	01/07/2015	30/06/2016	n/a	n/a	n/a	n/a	n/a	n/a	n/a	n/a	n/a	n/a	n/a	n/a	n/a	n/a	R 540 000	Own	EED47	
9	Apollo lights at Selhong	01/07/2015	30/06/2016	n/a	n/a	n/a	n/a	n/a	n/a	n/a	n/a	n/a	n/a	n/a	n/a	n/a	n/a	R 540 000	Own	EED81	
4	Apollo lights at Xiboko	01/07/2015	30/06/2016	n/a	n/a	n/a	n/a	n/a	n/a	n/a	n/a	n/a	n/a	n/a	n/a	n/a	n/a	R 540 000	Own	EED83	
22	Traffic light at R36 R1a turn off to Ramalema	01/07/2015	30/06/2016	n/a	n/a	n/a	n/a	n/a	n/a	n/a	n/a	n/a	n/a	n/a	n/a	n/a	n/a	R 400 000	Own	EE 92	



CAPITAL WORKS PLAN 2014/15 - 2016/17

Ward	Capital Item	Start Date	End Date	Projected Expenditure 2014/15												Total Budget 2014/15	Capital Budget 2015/2016	Capital Budget 2016/2017	Source of Funding	14/15 IDP Project Number
				Projected Expenditure 2014/15																
				Jul '14	Aug '14	Sep '14	Oct '14	Nov '14	Dec '14	Jan '15	Feb '15	Mar '15	Apr '15	May '15	Jun '15					
16	Traffic lights at Leiba Cross	01/07/2014	30/06/2015	n/a	n/a	n/a	n/a	n/a	n/a	n/a	n/a	n/a	n/a	n/a	n/a	R 300 000		Own	EE62	
31	Traffic lights at R36 turn off Lemaneve	01/07/2015	30/06/2016	n/a	n/a	n/a	n/a	n/a	n/a	n/a	n/a	n/a	n/a	n/a	n/a		R 400 000	Own	EE 93	
13	Traffic lights at R71 turn off Deesmark	01/07/2014	30/06/2015	n/a	n/a	n/a	n/a	n/a	n/a	n/a	n/a	n/a	n/a	n/a	n/a	R 300 000		Own	EE 91	
22	Traffic light at R36 n/a turn off to Banzulana	01/07/2015	30/06/2016	n/a	n/a	n/a	n/a	n/a	n/a	n/a	n/a	n/a	n/a	n/a	n/a	R 400 000		GTM	EED58	
15	Traffic lights at Agathe-Stouling street	01/07/2016	30/06/2017	n/a	n/a	n/a	n/a	n/a	n/a	n/a	n/a	n/a	n/a	n/a	n/a		R 440 000	GTM	EED60	
31	Traffic lights at R36 turn off Lemaneve	01/07/2015	30/06/2016	n/a	n/a	n/a	n/a	n/a	n/a	n/a	n/a	n/a	n/a	n/a	n/a	R 400 000		GTM	EED59	
15	Traffic lights at Sloving -Bance street	01/07/2016	30/06/2017	n/a	n/a	n/a	n/a	n/a	n/a	n/a	n/a	n/a	n/a	n/a	n/a		R 440 000	GTM	EED61	
14	Cable network renewal -Tzaneen	01/07/2015	30/06/2017	n/a	n/a	n/a	n/a	n/a	n/a	n/a	n/a	n/a	n/a	n/a	n/a	R 1 500 000	R 5 000 000	Own	EED95	
ALL	Installation of Fire wall	01/07/2015	30/06/2017	n/a	n/a	n/a	n/a	n/a	n/a	n/a	n/a	n/a	n/a	n/a	n/a		R 1 500 000	Own	EED109	
15	Installation of New 2 x 20 MVA Transformers	01/07/2015	30/06/2016	n/a	n/a	n/a	n/a	n/a	n/a	n/a	n/a	n/a	n/a	n/a	n/a		R 5 000 000	Own	EED107	
ALL	Installation of New Automatic Reclosers	01/07/2015	30/06/2017	n/a	n/a	n/a	n/a	n/a	n/a	n/a	n/a	n/a	n/a	n/a	n/a	R 1 500 000	R 3 500 000	Own	EED110	
ALL	Provision of Capital Tools (Hand tools)	01/07/2016	30/06/2017	n/a	n/a	n/a	n/a	n/a	n/a	n/a	n/a	n/a	n/a	n/a	n/a	n/a	R 150 000	Own	EED115	
23	Rebuilding of Lines - Gravelote - De Neck (15km)	01/07/2015	30/06/2016	n/a	n/a	n/a	n/a	n/a	n/a	n/a	n/a	n/a	n/a	n/a	n/a		R 2 000 000	Own	EED102	
16	Rebuilding of Lines - Greenfog - Heensburg	01/07/2015	30/06/2016	n/a	n/a	n/a	n/a	n/a	n/a	n/a	n/a	n/a	n/a	n/a	n/a		R 2 000 000	Own	EED101	
23	Rebuilding of Lines - Lalapanzi - Waterbok (7km)	01/07/2015	30/06/2016	n/a	n/a	n/a	n/a	n/a	n/a	n/a	n/a	n/a	n/a	n/a	n/a		R 1 500 000	Own	EED103	
19	Rebuilding of Lines - Leslie valley substation - Bosou and all	01/07/2015	30/06/2016	n/a	n/a	n/a	n/a	n/a	n/a	n/a	n/a	n/a	n/a	n/a	n/a		R 2 000 000	Own	EED104	
14	Woodman to Dep Naude overhead line	01/07/2015	30/06/2017	n/a	n/a	n/a	n/a	n/a	n/a	n/a	n/a	n/a	n/a	n/a	n/a		R 1 800 000	GTM	EED110	

CAPITAL WORKS PLAN 2014/15 - 2016/17

Ward	Capital Item	Start Date	End Date	Projected Expenditure 2014/15												Total Budget 2014/15	Capital Budget 2015/2016	Capital Budget 2016/2017	Source of Funding	14/15 IDP Project Number
				Jul '14	Aug '14	Sep '14	Oct '14	Nov '14	Dec '14	Jan '15	Feb '15	Mar '15	Apr '15	May '15	Jun '15					
14	A46 Makgobokoo overhead line	01/07/2016	30/06/2017	n/a	n/a	n/a	n/a	n/a	n/a	n/a	n/a	n/a	n/a	n/a	n/a	n/a	R 1 000 000	GTM	EED111	
16	Ebenezer to Rockliffes overhead line	01/07/2016	30/06/2017	n/a	n/a	n/a	n/a	n/a	n/a	n/a	n/a	n/a	n/a	n/a	n/a	n/a	R 1 700 000	GTM	EED116	
13	California to Taganshoek overhead line	01/07/2016	30/06/2017	n/a	n/a	n/a	n/a	n/a	n/a	n/a	n/a	n/a	n/a	n/a	n/a	n/a	R 1 500 000	GTM	EED113	
15	Cable ring for Riverside sub to church sub	01/07/2016	30/06/2017	n/a	n/a	n/a	n/a	n/a	n/a	n/a	n/a	n/a	n/a	n/a	n/a	n/a	R 1 000 000	GTM	EED114	
15	OG technology main circuit breakers in	01/07/2016	30/06/2017	n/a	n/a	n/a	n/a	n/a	n/a	n/a	n/a	n/a	n/a	n/a	n/a	n/a	R 3 000 000	GTM	EED116	
15	Replace 10 x 1000mm per annum	01/07/2016	30/06/2017	n/a	n/a	n/a	n/a	n/a	n/a	n/a	n/a	n/a	n/a	n/a	n/a	n/a	R 3 000 000	GTM	EED117	
ALL	ALIBSSA Fault Path Indicators on Rural Lines in the Tzaneen Electricity Distribution	01/07/2016	30/06/2017	n/a	n/a	n/a	n/a	n/a	n/a	n/a	n/a	n/a	n/a	n/a	n/a	n/a	R 150 000	GTM	EED118	
ALL	Replace 10x11kv and 6x33 kv auto-reclosers per annum	01/07/2016	30/06/2017	n/a	n/a	n/a	n/a	n/a	n/a	n/a	n/a	n/a	n/a	n/a	n/a	n/a	R 3 500 000	GTM	EED119	
13	Replace substation protection relays	01/07/2016	30/06/2017	n/a	n/a	n/a	n/a	n/a	n/a	n/a	n/a	n/a	n/a	n/a	n/a	n/a	R 250 000	GTM	EED120	
14, 15	Repointing old panels with new safe technology	01/07/2016	30/06/2017	n/a	n/a	n/a	n/a	n/a	n/a	n/a	n/a	n/a	n/a	n/a	n/a	n/a	R 2 600 000	R 3 000 000 Own	EED108	
ALL	Streelights truck Cherry Picked	01/07/2016	30/06/2017	n/a	n/a	n/a	n/a	n/a	n/a	n/a	n/a	n/a	n/a	n/a	n/a	n/a	R 600 000	Own	ESD112	
Engineering Services Department																				
All	Hawkers esplanades in rural areas	01/07/2014	30/06/2015	R -	R -	R -	R -	R -	R -	R -	R -	R -	R -	R -	R -	R -	R -	R -	R -	R 100 000
8	Construction of a new community hall at Reliefe	01/07/2014	30/06/2016	R -	R -	R -	R -	R -	R -	R -	R -	R -	R -	R -	R -	R -	R -	R -	R -	R 2 394 504 R 9 165 486
23	Public toilet block at Letšiele	01/07/2014	30/06/2015	R -	R -	R -	R -	R -	R -	R -	R -	R -	R -	R -	R -	R -	R -	R -	R -	R 100 000
15	Public toilet block at Tzaneen Jhb Taxi Rank	01/07/2014	30/06/2015	R -	R -	R -	R -	R -	R -	R -	R -	R -	R -	R -	R -	R -	R -	R -	R -	R 150 000



CAPITAL WORKS PLAN 2014/15 - 2016/17

Ward	Capital Item	Start Date	End Date	Projected Expenditure 2014/15												Total Budget 2014/15	Capital Budget 2015/2016	Capital Budget 2016/2017	Sources of Funding	14/15 IDP Project Number	
				Jul '14	Aug '14	Sep '14	Oct '14	Nov '14	Dec '14	Jan '15	Feb '15	Mar '15	Apr '15	May '15	Jun '15						
				R	R	R	R	R	R	R	R	R	R	R	R						
All	Purchase welding machines	01/07/2014	30/06/2015	R	R	R	R	R	R	R	R	R	R	R	R	R	R	R	Own	ESD37	
Civic Centre	Purchase office furniture and equipment for the Engineering Services	01/07/2014	30/06/2016	R	R	R	R	R	R	R	R	R	R	R	R	R	R	R	Own	ESD164	
6	Construction of a new community hall at Rumymede Cluster	01/07/2015	30/06/2017	n/a	n/a	n/a	n/a	n/a	n/a	n/a	n/a	n/a	n/a	n/a	n/a	n/a	n/a	R 10 550 926	R 12 972 000	MIG	ESD139
15	Toilets at Majal and Shillwane	01/07/2016	30/06/2017	n/a	n/a	n/a	n/a	n/a	n/a	n/a	n/a	n/a	n/a	n/a	n/a	n/a	n/a	n/a	R 120 000	Own	ESD75
31	Levyene Doc entrance road	01/07/2015	30/06/2016	n/a	n/a	n/a	n/a	n/a	n/a	n/a	n/a	n/a	n/a	n/a	n/a	n/a	n/a	R 600 000	R	Own	ESD31
23	Leslie Doc entrance road	01/07/2015	30/06/2016	n/a	n/a	n/a	n/a	n/a	n/a	n/a	n/a	n/a	n/a	n/a	n/a	n/a	n/a	R 600 000	R	Own	ESD30
15	Tzaneen landfill site entrance	01/07/2015	30/06/2016	n/a	n/a	n/a	n/a	n/a	n/a	n/a	n/a	n/a	n/a	n/a	n/a	n/a	n/a	R 500 000	R	Own	ESD29
31	Levyene Doc entrance road	01/07/2015	30/06/2016	n/a	n/a	n/a	n/a	n/a	n/a	n/a	n/a	n/a	n/a	n/a	n/a	n/a	n/a	R 600 000	R	GTM	ESD31
32	Depoteng-Maple Low level bridge	01/07/2016	30/06/2017	n/a	n/a	n/a	n/a	n/a	n/a	n/a	n/a	n/a	n/a	n/a	n/a	n/a	n/a	R 500 000	R	GTM	ESD19
16	Lephepe- Leseta Primary School	01/07/2017	30/06/2018	n/a	n/a	n/a	n/a	n/a	n/a	n/a	n/a	n/a	n/a	n/a	n/a	n/a	n/a	R 500 000	R	GTM	ESD20
2	Ge-Wally Low Level Bridge	01/07/2018	30/06/2019	n/a	n/a	n/a	n/a	n/a	n/a	n/a	n/a	n/a	n/a	n/a	n/a	n/a	n/a	R 500 000	R	GTM	ESD21
14	Bulbozer	01/07/2016	30/06/2017	n/a	n/a	n/a	n/a	n/a	n/a	n/a	n/a	n/a	n/a	n/a	n/a	n/a	n/a	R 2 200 000	R	GTM	ESD40
All	Graders	01/07/2016	30/06/2017	n/a	n/a	n/a	n/a	n/a	n/a	n/a	n/a	n/a	n/a	n/a	n/a	n/a	n/a	R 2 250 000	R	GTM	ESD38
14	Heavy-duty concrete paving at Recycling Depot	01/07/2016	30/06/2017	n/a	n/a	n/a	n/a	n/a	n/a	n/a	n/a	n/a	n/a	n/a	n/a	n/a	n/a	R	R	Own Source	ESD34
14	Heavy-duty concrete paving at Tzaneen Landfill site	01/07/2015	30/06/2016	n/a	n/a	n/a	n/a	n/a	n/a	n/a	n/a	n/a	n/a	n/a	n/a	n/a	n/a	R 200 000	R	GTM	ESD32
9	Kwekwe low level bridge	01/07/2015	30/06/2016	n/a	n/a	n/a	n/a	n/a	n/a	n/a	n/a	n/a	n/a	n/a	n/a	n/a	n/a	R 1 600 000	R	Own Source	ESD 15
23	Leslie Doc entrance road	01/07/2015	30/06/2016	n/a	n/a	n/a	n/a	n/a	n/a	n/a	n/a	n/a	n/a	n/a	n/a	n/a	n/a	R 600 000	R	GTM	ESD30
All	Lowbed	01/07/2016	30/06/2017	n/a	n/a	n/a	n/a	n/a	n/a	n/a	n/a	n/a	n/a	n/a	n/a	n/a	n/a	R 2 300 000	R	GTM	ESD41
2	Maatsi Block 12 Low level bridge	01/07/2015	30/06/2016	n/a	n/a	n/a	n/a	n/a	n/a	n/a	n/a	n/a	n/a	n/a	n/a	n/a	n/a	R 1 500 000	R	Own Source	ESD16
17	Mogogobob Low level bridge	01/07/2016	30/06/2017	n/a	n/a	n/a	n/a	n/a	n/a	n/a	n/a	n/a	n/a	n/a	n/a	n/a	n/a	R 500 000	R	Own Source	ESD18

CAPITAL WORKS PLAN 2014/15 - 2016/17

Ward	Capital Item	Start Date	End Date	Projected Expenditure 2014/15												Total Budget 2014/15	Capital Budget 2014/15	Capital Budget 2016/17	Sources of Funding	14/15 IDP Project Number	
				Jul '14	Aug '14	Sep '14	Oct '14	Nov '14	Dec '14	Jan '15	Feb '15	Mar '15	Apr '15	May '15	Jun '15						
All	Speed bumps	01/07/2015	30/06/2016	n/a	n/a	n/a	n/a	n/a	n/a	n/a	n/a	n/a	n/a	n/a	n/a	R 1 000 000	R -	Own	ESD26		
All	TLB	01/07/2016	30/06/2017	n/a	n/a	n/a	n/a	n/a	n/a	n/a	n/a	n/a	n/a	n/a	n/a	n/a	R 1 000 000	GTM	ESD39		
14	Tzaneen landfill site entrance road expansion of stormwater at Tzaneen Testing Station	01/07/2015	30/06/2016	n/a	n/a	n/a	n/a	n/a	n/a	n/a	n/a	n/a	n/a	n/a	n/a	R 500 000	R -	GTM	ESD29		
16	Expansion of parking at Civic centre in Tzaneen	01/07/2015	30/06/2016	n/a	n/a	n/a	n/a	n/a	n/a	n/a	n/a	n/a	n/a	n/a	n/a	R 135 000	n/a	Own	ESD81		
31	Fencing at Lenyene Satellite Office	01/07/2015	30/06/2016	n/a	n/a	n/a	n/a	n/a	n/a	n/a	n/a	n/a	n/a	n/a	n/a	R 50 000	n/a	Own	ESD70		
15	Palisade fencing at Civic centre in Tzaneen	01/07/2015	30/06/2016	n/a	n/a	n/a	n/a	n/a	n/a	n/a	n/a	n/a	n/a	n/a	n/a	R 300 000	n/a	Own	ESD71		
16	Relocation of Heenereburg offices	01/07/2015	30/06/2016	n/a	n/a	n/a	n/a	n/a	n/a	n/a	n/a	n/a	n/a	n/a	n/a	R 200 000	n/a	Own	ESD79		
31	Relocation of Lenyene offices	01/07/2015	30/06/2016	n/a	n/a	n/a	n/a	n/a	n/a	n/a	n/a	n/a	n/a	n/a	n/a	R 200 000	n/a	Own	ESD78		
19	Relocation of Lesalele offices	01/07/2015	30/06/2016	n/a	n/a	n/a	n/a	n/a	n/a	n/a	n/a	n/a	n/a	n/a	n/a	R 200 000	n/a	Own	ESD80		
19	Relocation of Nkwankwa offices	01/07/2015	30/06/2016	n/a	n/a	n/a	n/a	n/a	n/a	n/a	n/a	n/a	n/a	n/a	n/a	R 200 000	n/a	Own	ESD76		
13	Tzaneen at field fencing	01/07/2015	30/06/2016	n/a	n/a	n/a	n/a	n/a	n/a	n/a	n/a	n/a	n/a	n/a	n/a	R 800 000	n/a	Own	ESD69		
28	Upgrading of Burgersbop sport facility	01/07/2014	30/06/2015	n/a	n/a	n/a	n/a	n/a	n/a	n/a	n/a	n/a	n/a	n/a	n/a	R 4 000 000	n/a	MIG & Own	ESD131		
All	Building Control Management System	01/07/2016	30/06/2017	n/a	n/a	n/a	n/a	n/a	n/a	n/a	n/a	n/a	n/a	n/a	n/a	R 4 000 000	R -	Own	ESD88		
Civic Centre				Planning and Economic Development																	
	Purchase office furniture and equipment for the PED	01/07/2014	30/06/2016	R -	R 20 000	R 60 000	R 60 000	R 60 000	R 60 000	R 60 000	R 60 000	R 60 000	R 60 000	R 60 000	R 60 000	R 60 000	R 60 000	R 300 000	Own	PED 51	
15	Tzaneen Hotel development	01/07/2014	30/06/2016	R -	R -	R -	R -	R -	R -	R -	R 120 000,00	R -	R -	R -	R -	R -	R 350 000	R 500 000	Own Source	PED 5	
19	Acquisition of land at Nkwankwa (Capepark)	01/07/2014	30/06/2016	R -	R -	R -	R -	R -	R -	R -	R -	R -	R -	R -	R -	R -	R 800 000	R 1 000 000	Own Source	PED 3	
14	Acquisition of land at Polisi (Residential)	01/07/2014	30/06/2016	R 3 000 000	R -	R -	R -	R -	R -	R -	R -	R -	R -	R -	R -	R -	R -	R 0	R 0	Own Source	PED 1
17	Transfer of state land to GTM (Regional Cemetery) HASIVONA 56 LT	01/07/2014	30/06/2016	R -	R -	R -	R -	R -	R -	R -	R -	R -	R -	R -	R -	R -	R 350 000	R 1 000 000	Own Source	PED 4	

CAPITAL WORKS PLAN 2014/15 - 2016/17

Ward	Capital Item	Start Date	End Date	Projected Expenditure 2014/15												Total Budget 2014/15	Capital Budget 2015/2016	Capital Budget 2016/2017	Source of Funding	14/15 IDP Project Number
				Jul '14	Aug '14	Sep '14	Oct '14	Nov '14	Dec '14	Jan '15	Feb '15	Mar '15	Apr '15	May '15	Jun '15					
16	Acquisition of land at Traneen (Boschfontein)	01/07/2015	30/06/2016	n/a	n/a	n/a	n/a	n/a	n/a	n/a	n/a	n/a	n/a	n/a	n/a	R 4 000 000	R 0	Own Source	PED 2	
ALL	Revitalization of Agricultural Schemes within GTV	01/07/2015	30/06/2017	n/a	n/a	n/a	n/a	n/a	n/a	n/a	n/a	n/a	n/a	n/a	n/a	n/a	R 500 000	Own	PED 146	