

# **Service Delivery and Budget Implementation Plan (SDBIP) 4th Qtr Performance Report**

**2013/2014**



**GREATER TZANEEN MUNICIPALITY**

**30 June 2014**

## TABLE OF CONTENTS

	<b>Page</b>
Introduction & Approval	3
Monthly Revenue Projections by source	5
Monthly Expenditure by vote	9
Quarterly Summary of Projected Revenue and Expenditure by Vote	13
Summary of Financial Performance	15
Capital Funding by source & Expenditure by Source & Vote	16
Service Delivery Targets (KPIs & Projects) - Office of the Municipal Manager	18
Service Delivery Targets (KPIs & Projects) - Chief Financial Officer	26
Service Delivery Targets (KPIs & Projects) - Corporate Services	29
Service Delivery Targets (KPIs & Projects) - Electrical Engineering	33
Service Delivery Targets (KPIs & Projects) - Engineering Services	36
Service Delivery Targets (KPIs & Projects) - Community Services	41
Service Delivery Targets (KPIs & Projects) - Planning and Economic Development	44
Service Delivery Targets (KPIs & Projects) - Greater Tzaneen Economic Development Agency	48
Capital Works Plan	54

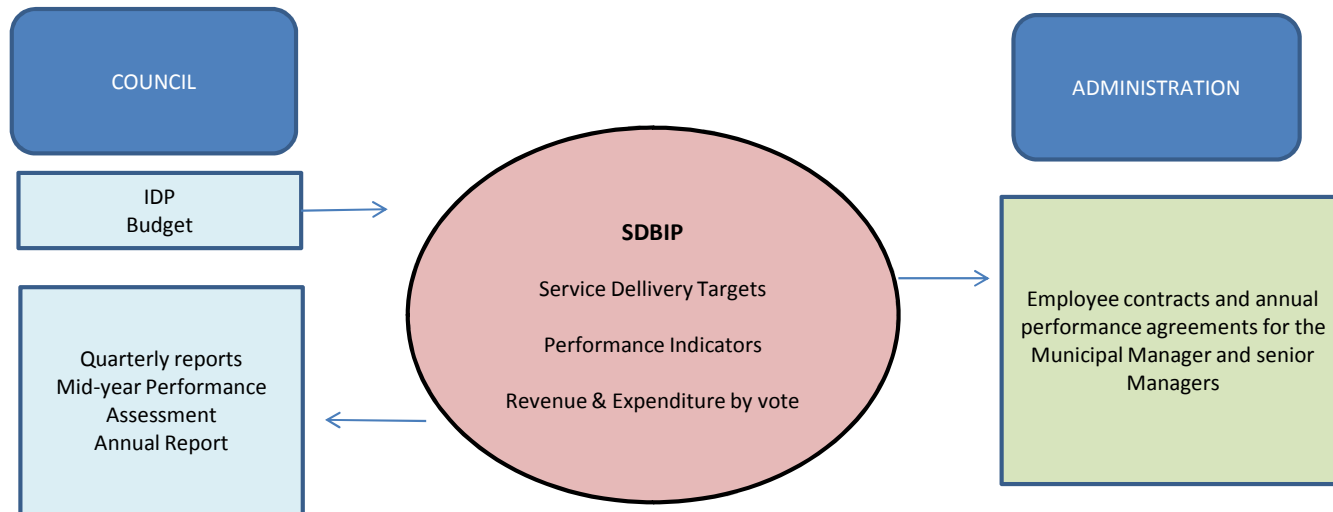
## INTRODUCTION & APPROVAL

The Service Delivery and Budget Implementation Plan (SDBIP) serves as a “contract” (illustrated below) between the administration, council and the community, expressing the goals and objectives (see strategy map below) set by the Council as quantifiable outcomes that can be implemented by the administration over the next twelve months. This provides the basis for measuring performance in service delivery against end of year targets and therefore the implementation of the budget. The SDBIP is also a vital monitoring tool for the Mayor and Council to monitor in-year performance of the Municipal Manager and for the Municipal Manager to monitor the performance of all managers in the municipality within the financial year. This enables the Mayor and Municipal manager to be proactive and take remedial steps in the event of poor performance.

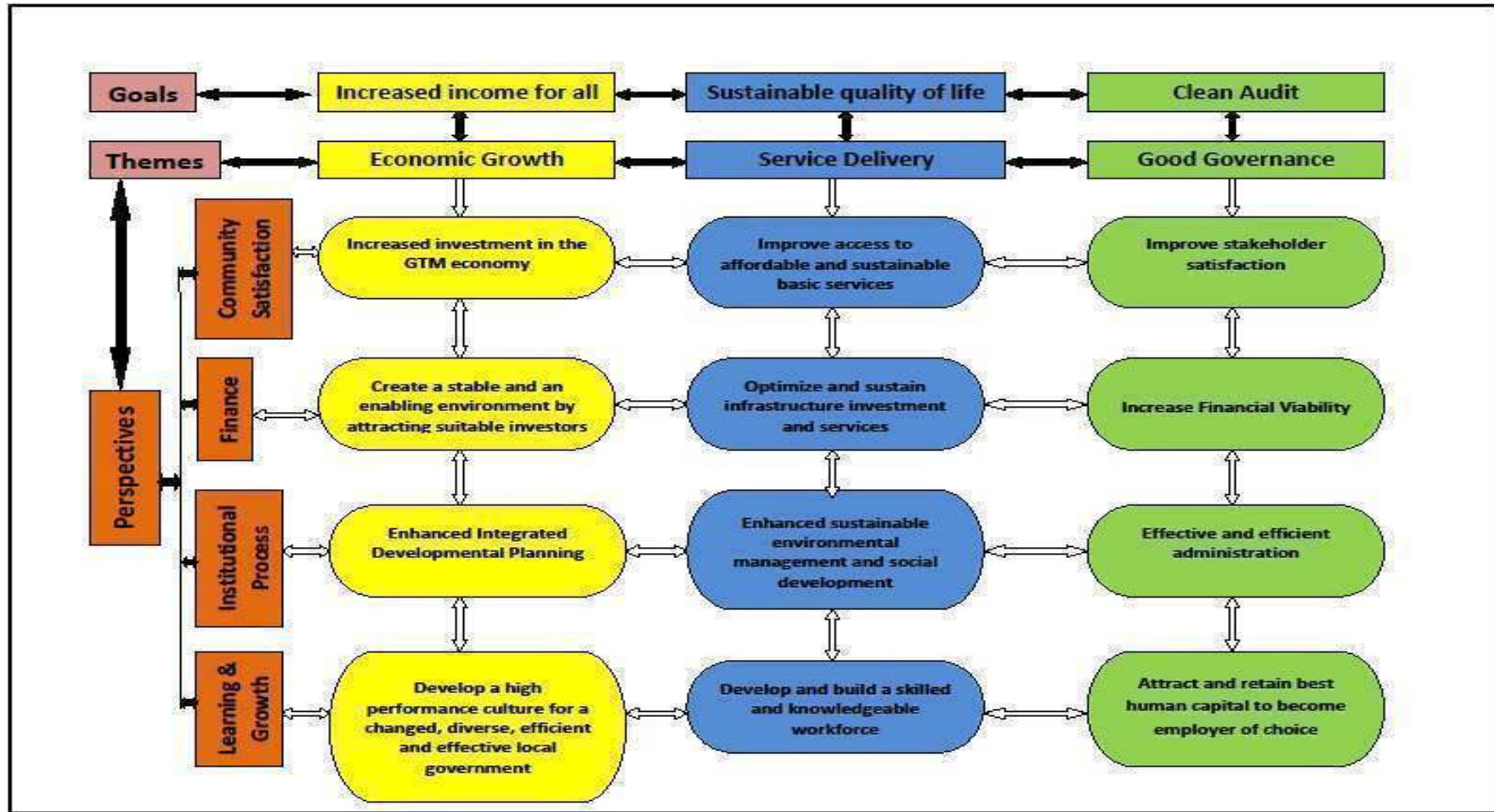
Being a management and implementation plan (and not a policy proposal), the SDBIP is not required to be approved by the council – it is however tabled before council and made public for information and for purposes of monitoring. The SDBIP should be seen as a dynamic document that may (at lower layers of the plan) be continually revised by the municipal manager and other top managers, as actual performance after each month or quarter is taken into account. However, the top-layer of the SDBIP and its targets cannot be revised without notifying the council as these are linked to the approved Budget and IDP, and if there is to be changes in service delivery targets and performance indicators, this must be with the approval of the council, following approval of an adjustments budget (section 54(1)(c) of MFMA).

The Municipal Manager is responsible for drafting the SDBIP and must submit to the Mayor for approval by no later than 28 days after approval of the budget. After approval the SDBIP must be made public.

The Revenue and Expenditure as well as performance information for the Greater Tzaneen Economic Development Agency has been incorporated into the SDBIP for GTM with the adjustment. The 3rd and 4th Quarter performance reports are based on the Adjusted SDBIP.



GTM STRATEGY MAP 2013/14



Key to Colour coding:



**Monthly Revenue projections by source for 2013/14 (Original Budget)**

Source	Jul '13	Aug '13	Sep '13	Oct '13	Nov '13	Dec '13
	Projected	Projected	Projected	Projected	Projected	Projected
Property rates	4 892	4 985	5 271	5 847	4 765	4 844
Penalties imposed and collection charges on rates	339	348	330	394	363	336
Service charges	34 662	33 993	35 192	36 577	35 215	35 602
Rent of facilities and equipment	22	32	21	18	20	21
Interest earned - external investments	197	-	-	31	444	1 052
Interest earned - outstanding debtors	1 347	1 369	1 197	1 462	1 400	1 611
Fines	135	256	272	151	365	430
Licenses and Permits	23	13	42	32	27	43
Income from Agency services	4 807	3 647	4 043	3 146	3 686	4 152
Operating grants and subsidies	130 307	2 593	2 590	2 590	103 510	2 590
Other Revenue	461	454	439	445	390	397
equipment						
Income foregone	(823)	(737)	(738)	(848)	(856)	(853)
<b>Total Revenue</b>	<b>176 368</b>	<b>46 953</b>	<b>48 660</b>	<b>49 845</b>	<b>149 331</b>	<b>50 223</b>

**Monthly Projected Revenue by source for 2013/14 (Adjustment)**

Source	Jul '13	Aug '13	Sep '13	Oct '13	Nov '13	Dec '13
	Actual	Actual	Actual	Actual	Actual	Actual
Property rates	6 922	7 022	7 118	7 698	7 254	7 279
Penalties imposed and collection charges on rates	286	373	384	397	396	417
Service charges	32 416	36 281	35 738	32 955	27 621	27 288
Rent of facilities and equipment	64	67	67	70	74	98
Interest earned - external investments	-	209	88	-	-	-
Interest earned - outstanding debtors	1 316	1 428	1 588	1 564	1 432	1 540
Fines	362	413	483	134	119	114
Licenses and Permits	33	44	73	61	63	38
Income from Agency services	3 869	2 957	3 503	4 128	2 368	3 950
Operating grants and subsidies	92 635	27 176	5 422	1 200	36 723	54 280
Other Revenue	1 108	341	1 033	775	936	509
Gain on disposal of property, plant and equipment	-	-	-	0	-	-
Income foregone	(1 301)	(2 001)	(1 761)	(1 843)	(1 804)	(1 765)
<b>Total Revenue</b>	<b>137 711</b>	<b>74 312</b>	<b>53 738</b>	<b>47 139</b>	<b>75 183</b>	<b>93 749</b>

**Actual Monthly Revenue by source  
for 2013/14**

Source	Jul '13	Aug '13	Sep '13	Oct '13	Nov '13	Dec '13
	Actual	Actual	Actual	Actual	Actual	Actual
Property rates	6 922	7 022	7 118	7 698	7 254	7 279
Penalties imposed and collection charges on rates	286	373	384	397	396	417
Service charges	32 416	36 281	35 738	32 955	27 621	27 288
Rent of facilities and equipment	64	67	67	70	74	98
Interest earned - external investments	-	209	88	-	-	-
Interest earned - outstanding debtors	1 316	1 428	1 588	1 564	1 432	1 540
Fines	362	413	483	134	119	114
Licenses and Permits	33	44	73	61	63	38
Income from Agency services	3 869	2 957	3 503	4 128	2 368	3 950
Operating grants and subsidies	92 635	27 176	5 422	1 200	36 723	54 280
Other Revenue	1 108	341	1 033	775	936	509
Gain on disposal of property, plant and equipment	-	-	-	0	-	-
Income foregone	(1 301)	(2 001)	(1 761)	(1 843)	(1 804)	(1 765)
<b>Total Revenue</b>	<b>137 711</b>	<b>74 312</b>	<b>53 738</b>	<b>47 139</b>	<b>75 183</b>	<b>93 749</b>

**Monthly Revenue projections by source for 2013/14 (Original Budget)**

Source	Jan '14	Feb '14	Mar '14	Apr '14	May '14	Jun '14	TOTAL
	Projected	Projected	Projected	Projected	Projected	Projected	Projected
Property rates	4 836	5 075	4 883	5 079	4 868	4 915	60 260
Penalties imposed and collection charges on rates	289	289	289	268	322	335	3 900
Service charges	36 579	37 264	37 124	35 300	34 884	35 685	428 076
Rent of facilities and equipment	19	19	20	25	24	20	259
Interest earned - external investments	49	461	462	302	-	3	3 001
Interest earned - outstanding debtors	1 220	1 220	1 282	1 192	1 294	1 407	16 000
Fines	135	171	106	460	354	376	3 210
Licenses and Permits	42	37	22	34	15	15	345
Income from Agency services	3 320	3 700	3 489	3 957	3 188	3 314	44 448
Operating grants and subsidies	-	-	74 978	-	-	0	319 159
Other Revenue	429	460	446	436	390	456	5 203
equipment						2 300	2 300
Income foregone	(849)	(983)	(875)	(1 005)	(855)	(877)	(10 300)
<b>Total Revenue</b>	<b>46 067</b>	<b>47 712</b>	<b>122 225</b>	<b>46 047</b>	<b>44 484</b>	<b>47 947</b>	<b>875 862</b>

**Monthly Projected Revenue by source for 2013/14 (Adjustment)**

Source	Jan '14	Feb '14	Mar '14	Apr '14	May '14	Jun '14	TOTAL
	Projected	Projected	Projected	Projected	Projected	Projected	Projected
Property rates	5 041	5 147	5 089	5 312	5 212	(3 600)	65 495
Penalties imposed and collection charges on rates	352	339	376	344	390	(153)	3 900
Service charges	31 047	27 205	28 371	30 476	31 075	62 473	402 947
Rent of facilities and equipment	21	22	22	22	23	(292)	259
Interest earned - external investments	172	205	287	56	415	1 569	3 001
Interest earned - outstanding debtors	1 407	1 341	1 418	1 470	1 178	317	16 000
Fines	215	162	251	236	201	521	3 210
Licenses and Permits	17	43	17	15	9	(69)	345
Income from Agency services	6 494	4 552	3 872	2 263	3 133	3 359	44 448
Operating grants and subsidies	2 415	4 486	73 491	-	-	41 681	339 509
Other Revenue	149	92	7	3	22	38 976	43 951
Gain on disposal of property, plant and equipment						2 300	2 300
Income foregone	(773)	(828)	(897)	(385)	(924)	(925)	(15 206)
<b>Total Revenue</b>	<b>46 556</b>	<b>42 765</b>	<b>112 306</b>	<b>39 812</b>	<b>40 732</b>	<b>146 158</b>	<b>910 159</b>

**Actual Monthly Revenue by source  
for 2013/14**

<b>Source</b>	<b>Jan '14</b>	<b>Feb '14</b>	<b>Mar '14</b>	<b>Apr '14</b>	<b>May '14</b>	<b>Jun '14</b>	<b>TOTAL</b>
<b>Actual</b>	<b>Actual</b>	<b>Actual</b>	<b>Actual</b>	<b>Actual</b>	<b>Actual</b>	<b>Actual</b>	<b>Actual</b>
Property rates	7 185	7 276	7 114	7 168	7 122	7 177	86 337
Penalties imposed and collection charges on rates	354	421	430	425	450	437	4 770
Service charges	26 517	23 920	30 292	25 998	26 382	38 989	364 396
Rent of facilities and equipment	77	65	64	65	71	90	873
Interest earned - external investments	157	103	23	150	165	1 267	2 164
Interest earned - outstanding debtors	2 341	300	944	1 629	1 618	1 643	17 343
Fines	986	32	44	70	386	100	3 242
Licenses and Permits	51	43	29	44	66	(5)	541
Income from Agency services	3 927	2 928	3 288	3 579	4 526	(24 137)	14 886
Operating grants and subsidies	3 994	18 657	85 685	38 000	(192)	100 783	464 361
Other Revenue	377	113	319	505	572	4 069	10 658
Gain on disposal of property, plant and equipment	-	-	-	0	3 121	(10 642)	(7 521)
Income foregone	(1 747)	(1 765)	(1 783)	(1 791)	(1 722)	(1 748)	(21 031)
<b>Total Revenue</b>	<b>44 218</b>	<b>52 093</b>	<b>126 448</b>	<b>75 842</b>	<b>42 566</b>	<b>118 023</b>	<b>941 021</b>



**Monthly Projected Expenditure by Vote  
2013/14 (Original Budget)**

Vote	Jul-13			Aug-13			Sep-13		
	Opex R '000	Capex R '000	Rev R '000	Opex R '000	Capex R '000	Rev R '000	Opex R '000	Capex R '000	Rev R '000
Municipal Manager	631			517			756		
Executive and Council	2 052		-	2 981		1	2 129		0
Financial Services	3 647		94 696	2 035		6 267	4 086		6 366
Corporate Services	3 434			3 152			3 914		
Planning and Economic Development	953		2 542	1 096		35	1 739	714	46
Community Services	11 062	-	10 759	13 323	-	5 922	14 653	-	6 394
Engineering Services	6 301	2 854	29 652	4 861	3 287	68	11 098	7 406	72
Electrical Engineering	26 299		36 132	31 177	919	35 560	29 174	1 350	36 672
<b>Total By Vote</b>	<b>54 379</b>	<b>2 854</b>	<b>173 781</b>	<b>59 143</b>	<b>4 205</b>	<b>47 853</b>	<b>67 548</b>	<b>9 471</b>	<b>49 551</b>

**Monthly Projected Expenditure by Vote  
2013/14 (Adjustment Budget)**

Vote	Actual								
	Jul-13			Aug-13			Sep-13		
	Opex R '000	Capex R '000	Rev R '000	Opex R '000	Capex R '000	Rev R '000	Opex R '000	Capex R '000	Rev R '000
Municipal Manager	865	-		865	-		663	-	
Executive and Council	3 903	84	-	2 182	-	-	1 923	-	-
Financial Services	5 245	64	98 229	3 009	-	8 410	3 618	-	8 584
Corporate Services	6 091	10	-	4 132	13	-	3 851	86	-
Planning and Economic Development	2 626	-	2 859	3 201	-	7	1 642	17	3 019
Community Services	9 062	-	6 081	12 415	-	6 091	13 909	-	6 022
Engineering Services	8 906	2 214	84	7 973	2 452	25 695	10 335	11 830	110
Electrical Engineering	6 563	73	30 458	39 182	1 067	34 109	38 660	300	36 002
GTEDA									
<b>Total By Vote</b>	<b>43 261</b>	<b>2 446</b>	<b>137 711</b>	<b>72 959</b>	<b>3 531</b>	<b>74 312</b>	<b>74 600</b>	<b>12 234</b>	<b>53 738</b>

**Actual Monthly Expenditure by Vote  
2013/14**

Vote	Actual								
	Jul-13			Aug-13			Sep-13		
	Opex R '000	Capex R '000	Rev R '000	Opex R '000	Capex R '000	Rev R '000	Opex R '000	Capex R '000	Rev R '000
Municipal Manager	865	-		865	-		663	-	
Executive and Council	3 903	84	-	2 182	-	-	1 923	-	-
Financial Services	5 245	64	98 229	3 009	-	8 410	3 618	-	8 584
Corporate Services	6 091	10	-	4 132	13	-	3 851	86	-
Planning and Economic Development	2 626	-	2 859	3 201	-	7	1 642	17	3 019
Community Services	9 062	-	6 081	12 415	-	6 091	13 909	-	6 022
Engineering Services	8 906	2 214	84	7 973	2 452	25 695	10 335	11 830	110
Electrical Engineering	6 563	73	30 458	39 182	1 067	34 109	38 660	300	36 002
GTEDA									
<b>Total By Vote</b>	<b>43 261</b>	<b>2 446</b>	<b>137 711</b>	<b>72 959</b>	<b>3 531</b>	<b>74 312</b>	<b>74 600</b>	<b>12 234</b>	<b>53 738</b>

**Monthly Projected Expenditure by Vote  
2013/14 (Original Budget)**

Vote	Oct-13			Nov-13			Dec-13		
	Opex R '000	Capex R '000	Rev R '000	Opex R '000	Capex R '000	Rev R '000	Opex R '000	Capex R '000	Rev R '000
Municipal Manager	617			590			735	409	
Executive and Council	2 113			2 174			3 032		
Financial Services	4 668		7 193	4 252		75 000	3 760	167	6 866
Corporate Services	3 245		0	3 495		-	3 020	861	0
Planning and Economic Development	845	649	37	1 105	1 413	1 469	3 429	2 448	52
Community Services	12 666	-	5 356	11 585	-	8 892	12 721	100	6 340
Engineering Services	7 838	1 091	70	10 170	8 365	25 274	10 757	9 633	71
Electrical Engineering	30 733	4 344	38 078	27 264	1 270	36 605	33 734	8 520	36 908
<b>Total By Vote</b>	<b>62 726</b>	<b>6 084</b>	<b>50 734</b>	<b>60 635</b>	<b>11 048</b>	<b>147 240</b>	<b>71 190</b>	<b>22 136</b>	<b>50 237</b>

**Monthly Projected Expenditure by Vote  
2013/14 (Adjustment Budget)**

Vote	Actual								
	Oct-13			Nov-13			Dec-13		
	Opex R '000	Capex R '000	Rev R '000	Opex R '000	Capex R '000	Rev R '000	Opex R '000	Capex R '000	Rev R '000
Municipal Manager	706	-		750	3		678	-	
Executive and Council	1 922			2 232			1 846		
Financial Services	4 802		8 737	4 109		8 352	4 270		61 389
Corporate Services	2 730	9		4 178	-		4 702	13	
Planning and Economic Development	3 071	-	19	3 313	58	4 009	2 466	901	6
Community Services	12 945		6 152	13 086		4 816	14 298		6 015
Engineering Services	9 681	2 641	100	8 702	7 797	29 323	11 204	9 384	124
Electrical Engineering	25 254	1 428	32 130	25 872	1 006	28 683	25 399	1 490	26 214
GTEDA									
<b>Total By Vote</b>	<b>61 112</b>	<b>4 078</b>	<b>47 139</b>	<b>62 243</b>	<b>8 863</b>	<b>75 183</b>	<b>64 864</b>	<b>11 789</b>	<b>93 749</b>

**Actual Monthly Expenditure by Vote  
2013/14**

Vote	Actual								
	Oct-13			Nov-13			Dec-13		
	Opex R '000	Capex R '000	Rev R '000	Opex R '000	Capex R '000	Rev R '000	Opex R '000	Capex R '000	Rev R '000
Municipal Manager	706	-		750	3		678	-	
Executive and Council	1 922			2 232			1 846		
Financial Services	4 802		8 737	4 109		8 352	4 270		61 389
Corporate Services	2 730	9		4 178	-		4 702	13	
Planning and Economic Development	3 071	-	19	3 313	58	4 009	2 466	901	6
Community Services	12 945		6 152	13 086		4 816	14 298		6 015
Engineering Services	9 681	2 641	100	8 702	7 797	29 323	11 204	9 384	124
Electrical Engineering	25 254	1 428	32 130	25 872	1 006	28 683	25 399	1 490	26 214
GTEDA									
<b>Total By Vote</b>	<b>61 112</b>	<b>4 078</b>	<b>47 139</b>	<b>62 243</b>	<b>8 863</b>	<b>75 183</b>	<b>64 864</b>	<b>11 789</b>	<b>93 749</b>

**Monthly Projected Expenditure by Vote  
2013/14 (Original Budget)**

Vote	Jan-14			Feb-14			Mar-14		
	Opex R '000	Capex R '000	Rev R '000	Opex R '000	Capex R '000	Rev R '000	Opex R '000	Capex R '000	Rev R '000
Municipal Manager	1 202			976			651		
Executive and Council	2 473			2 072			2 117		
Financial Services	4 248		5 896	3 352		6 190	4 205		58 430
Corporate Services	3 026		-	4 820		0	2 854		0
Planning and Economic Development	1 965	305	52	1 360	242	45	1 631		1 112
Community Services	8 372	-	5 299	13 344	-	5 796	12 214	-	7 562
Engineering Services	4 177	5 269	69	9 822	11 871	69	12 433	18 267	18 328
Electrical Engineering	30 109	6 196	35 478	35 540	10 581	36 094	30 710	3 873	35 340
<b>Total By Vote</b>	<b>55 573</b>	<b>11 770</b>	<b>46 795</b>	<b>71 286</b>	<b>22 694</b>	<b>48 195</b>	<b>66 815</b>	<b>22 140</b>	<b>120 772</b>

**Monthly Projected Expenditure by Vote  
2013/14 (Adjustment Budget)**

Vote	Projected								
	Jan-14			Feb-14			Mar-14		
	Opex R '000	Capex R '000	Rev R '000	Opex R '000	Capex R '000	Rev R '000	Opex R '000	Capex R '000	Rev R '000
Municipal Manager	988			803			1 074		
Executive and Council	2 473			2 072			2 117		
Financial Services	3 973		6 887	3 966		6 330	3 722		50 924
Corporate Services	5 416		-	2 463	50	0	3 327	92	0
Planning and Economic Development	1 182	40	2	1 091		2	3 254	300	5
Community Services	12 711	-	8 396	11 559	-	7 180	11 204	-	14 306
Engineering Services	8 833	6 397	34	9 967	6 397	59	9 819	9 147	20 581
Electrical Engineering	19 754	4 200	31 238	30 490	5 570	29 194	23 233	9 245	26 490
GTEDA									
<b>Total By Vote</b>	<b>55 330</b>	<b>10 637</b>	<b>46 556</b>	<b>62 411</b>	<b>12 017</b>	<b>42 765</b>	<b>57 750</b>	<b>18 784</b>	<b>112 306</b>

**Actual Monthly Expenditure by Vote  
2013/14**

Vote	Actual								
	Jan-14			Feb-14			Mar-14		
	Opex R '000	Capex R '000	Rev R '000	Opex R '000	Capex R '000	Rev R '000	Opex R '000	Capex R '000	Rev R '000
Municipal Manager	735			487			959		
Executive and Council	1 965			515			4 558		
Financial Services	3 296		8 804	2 888		7 453	4 381		73 835
Corporate Services	2 757	3	194	5 934	21	67	4 858	2	3
Planning and Economic Development	1 462		2	871	7	13 503	4 718	5 010	1
Community Services	13 674		6 873	9 530		5 473	12 973		5 312
Engineering Services	7 318	2 201	114	9 053	3 022	95	6 991	7 329	18 518
Electrical Engineering	23 335	1 542	28 231	23 210	199	25 502	24 958	622	28 778
GTEDA	282		325	711		3 000	522		-
<b>Total By Vote</b>	<b>54 542</b>	<b>3 746</b>	<b>44 218</b>	<b>52 489</b>	<b>3 250</b>	<b>52 093</b>	<b>64 397</b>	<b>12 962</b>	<b>126 448</b>

**Monthly Projected Expenditure by Vote  
2013/14 (Original Budget)**

Vote	Apr-14			May-14			Jun-14			Total		
	Opex R '000	Capex R '000	Rev R '000	Opex R '000	Capex R '000	Rev R '000	Opex R '000	Capex R '000	Rev R '000	Opex R '000	Capex R '000	Rev R '000
Municipal Manager	913			2 540			780			10 908	409	-
Executive and Council	2 075			1 796			2 399			27 413	-	1
Financial Services	8 553		6 036	6 077		6 149	11 461	333	8 743	60 343	500	287 832
Corporate Services	3 336		0	4 334		-	4 328		0	42 958	861	0
Planning and Economic Development	987	277	49	1 184	220	39	2 221	1 298	36	18 515	7 565	5 514
Community Services	13 018	-	6 341	11 821	-	5 153	16 514	500	5 517	151 294	600	79 330
Engineering Services	9 945	17 554	70	10 442	18 251	60	14 608	12 347	55	112 454	116 196	73 859
Electrical Engineering	32 659	1 549	34 087	33 616		33 807	41 252	898	34 564	382 270	39 500	429 325
<b>Total By Vote</b>	<b>71 486</b>	<b>19 380</b>	<b>46 582</b>	<b>71 810</b>	<b>18 471</b>	<b>45 208</b>	<b>93 565</b>	<b>15 376</b>	<b>48 914</b>	<b>806 154</b>	<b>165 630</b>	<b>875 862</b>

**Monthly Projected Expenditure by Vote  
2013/14 (Adjustment Budget)**

Vote	Apr-14			May-14			Jun-14			Total		
	Opex R '000	Capex R '000	Rev R '000	Opex R '000	Capex R '000	Rev R '000	Opex R '000	Capex R '000	Rev R '000	Opex R '000	Capex R '000	Rev R '000
Municipal Manager	1 070			921			1 865	36		11 249	39	-
Executive and Council	2 075			1 796			2 399			26 941	84	-
Financial Services	5 326		6 955	3 683		6 559	14 365	36	49 723	60 089	100	321 080
Corporate Services	3 942	273	0	2 700		-	9 131	110	2	52 663	657	2
Planning and Economic Development	1 127		7	1 127		1	(6 164)	31 469	13 928	17 937	32 785	23 864
Community Services	13 476	-	4 343	11 451	-	5 105	14 872	130	4 824	150 988	130	79 330
Engineering Services	7 116	6 480	27	9 665	7 480	27	9 731	75 659	(2 306)	111 932	147 878	73 859
Electrical Engineering	28 199	4 300	28 480	25 237	4 800	29 040	74 383	2 330	74 487	362 227	35 810	406 524
GTEDA							5 500		5 500	5 500	-	5 500
<b>Total By Vote</b>	<b>62 331</b>	<b>11 052</b>	<b>39 812</b>	<b>56 580</b>	<b>12 280</b>	<b>40 732</b>	<b>126 083</b>	<b>109 770</b>	<b>146 157</b>	<b>799 525</b>	<b>217 482</b>	<b>910 159</b>

**Actual Monthly Expenditure by Vote  
2013/14**

Vote	Apr-14			May-14			Jun-14			Total		
	Opex R '000	Capex R '000	Rev R '000	Opex R '000	Capex R '000	Rev R '000	Opex R '000	Capex R '000	Rev R '000	Opex R '000	Capex R '000	Rev R '000
Municipal Manager	776	-		1 067	-		1 866	23		10 417	27	-
Executive and Council	2 051	-	-	2 263	-	-	2 249	(49)	-	27 611	35	-
Financial Services	4 405	-	8 353	3 645	55	11 474	24 605	383	4 588	68 272	502	308 210
Corporate Services	4 547	-	-	3 010	1	(192)	15 192	109	(69)	61 982	268	3
Planning and Economic Development	2 523	48	6	1 619	5	15	(7 009)	9 932	(6 209)	20 504	15 978	17 239
Community Services	14 912	-	5 572	10 712	-	6 947	7 340	39	(24 833)	144 856	39	40 521
Engineering Services	9 519	11 042	38 094	8 795	4 284	114	15 173	264 078	102 614	113 650	328 274	214 987
Electrical Engineering	23 303	160	23 816	27 369	636	24 207	65 113	7 203	41 931	348 219	15 727	360 061
GTEDA										1 515	-	3 325
<b>Total By Vote</b>	<b>62 035</b>	<b>11 249</b>	<b>75 842</b>	<b>58 479</b>	<b>4 981</b>	<b>42 566</b>	<b>124 528</b>	<b>281 719</b>	<b>118 022</b>	<b>797 024</b>	<b>360 849</b>	<b>944 345</b>

**Quarterly Summary of Projected  
Revenue and Expenditure by Vote  
(2013/14) (Original Budget)**

Vote	Quarter ending 30 September 2013			Quarter ending 31 December 2013		
	Opex R '000	Capex R '000	Rev R '000	Opex R '000	Capex R '000	Rev R '000
Municipal Manager	1 904	–	–	1 941	409	–
Executive and Council	7 161	–	1	7 320	–	–
Financial Services	9 768	–	107 329	12 680	167	89 059
Corporate Services	10 499	–	–	9 761	861	0
Planning and Economic Development	3 788	714	2 622	5 379	4 510	1 558
Community Services	39 038	–	23 074	36 973	100	20 588
Engineering Services	22 261	13 547	29 793	28 765	19 088	25 415
Electrical Engineering	86 650	2 269	108 365	91 732	14 134	111 591
<b>Total By Vote</b>	<b>181 070</b>	<b>16 530</b>	<b>271 184</b>	<b>194 551</b>	<b>39 268</b>	<b>248 211</b>

**Quarterly Summary of Projected  
Revenue and Expenditure by Vote  
(2013/14) (Adjustment Budget)**

Vote	Actual					
	Quarter ending 30 September 2013			Quarter ending 31 December 2013		
	Opex R '000	Capex R '000	Rev R '000	Opex R '000	Capex R '000	Rev R '000
Municipal Manager	2 392	–	–	2 135	3	–
Executive and Council	8 009	84	–	6 000	–	–
Financial Services	11 872	64	115 223	13 182	–	78 478
Corporate Services	14 074	110	–	11 610	23	–
Planning and Economic Development	7 469	17	5 885	8 850	959	4 034
Community Services	35 385	–	18 193	40 329	–	16 983
Engineering Services	27 214	16 496	25 889	29 587	19 822	29 548
Electrical Engineering	84 406	1 440	100 570	76 526	3 924	87 027
GTEDA						
<b>Total By Vote</b>	<b>190 821</b>	<b>18 211</b>	<b>265 760</b>	<b>188 219</b>	<b>24 731</b>	<b>216 071</b>

**Quarterly Summary of Actual  
Revenue and Expenditure by Vote  
(2013/14)**

Vote	Actual					
	Quarter ending 30 September 2013			Quarter ending 31 December 2013		
	Opex R '000	Capex R '000	Rev R '000	Opex R '000	Capex R '000	Rev R '000
Municipal Manager	2 392	–	–	2 135	3	–
Executive and Council	8 009	84	–	6 000	–	–
Financial Services	11 872	64	115 223	13 182	–	78 478
Corporate Services	14 074	110	–	11 610	23	–
Planning and Economic Development	7 469	17	5 885	8 850	959	4 034
Community Services	35 385	–	18 193	40 329	–	16 983
Engineering Services	27 214	16 496	25 889	29 587	19 822	29 548
Electrical Engineering	84 406	1 440	100 570	76 526	3 924	87 027
GTEDA						
<b>Total By Vote</b>	<b>190 821</b>	<b>18 211</b>	<b>265 760</b>	<b>188 219</b>	<b>24 731</b>	<b>216 071</b>

**Quarterly Summary of Projected  
Revenue and Expenditure by Vote  
(2013/14) (Original Budget)**

Vote	Quarter ending 31 March 2014			Quarter ending 30 June 2014			Total		
	Opex R '000	Capex R '000	Rev R '000	Opex R '000	Capex R '000	Rev R '000	Opex R '000	Capex R '000	Rev R '000
Municipal Manager	2 829	–	–	4 233	–	–	10 908	409	–
Executive and Council	6 662	–	–	6 270	–	–	27 413	–	1
Financial Services	11 805	–	70 516	26 091	333	20 928	60 343	500	287 832
Corporate Services	10 699	–	0	11 999	–	0	42 958	861	0
Planning and Economic Development	4 956	547	1 210	4 392	1 795	124	18 515	7 565	5 514
Community Services	33 930	–	18 657	41 353	500	17 011	151 294	600	79 330
Engineering Services	26 432	35 407	18 467	34 995	48 152	185	112 454	116 196	73 859
Electrical Engineering	96 360	20 650	106 912	107 527	2 447	102 457	382 270	39 500	429 325
<b>Total By Vote</b>	<b>193 673</b>	<b>56 604</b>	<b>215 762</b>	<b>236 860</b>	<b>53 227</b>	<b>140 704</b>	<b>806 154</b>	<b>165 630</b>	<b>875 862</b>

**Quarterly Summary of Projected  
Revenue and Expenditure by Vote  
(2013/14) (Adjustment Budget)**

Vote	Projected						Projected		
	Quarter ending 31 March 2014			Quarter ending 30 June 2014			Total		
	Opex R '000	Capex R '000	Rev R '000	Opex R '000	Capex R '000	Rev R '000	Opex R '000	Capex R '000	Rev R '000
Municipal Manager	2 865	–	–	3 857	36	–	11 249	39	–
Executive and Council	6 662	–	–	6 270	–	–	26 941	84	–
Financial Services	11 661	–	64 140	23 374	36	63 238	60 089	100	321 080
Corporate Services	11 206	142	0	15 773	382	2	52 663	657	2
Planning and Economic Development	5 527	340	8	(3 909)	31 469	13 936	17 937	32 785	23 864
Community Services	35 474	–	29 882	39 800	130	14 271	150 988	130	79 330
Engineering Services	28 619	21 941	20 675	26 511	89 619	(2 253)	111 932	147 878	73 859
Electrical Engineering	73 477	19 015	86 922	127 818	11 430	132 006	362 227	35 810	406 524
GTEDA	–	–	–	–	–	5 500	5 500	–	5 500
<b>Total By Vote</b>	<b>175 491</b>	<b>41 438</b>	<b>201 627</b>	<b>244 994</b>	<b>133 102</b>	<b>226 701</b>	<b>799 525</b>	<b>217 482</b>	<b>910 159</b>

**Quarterly Summary of Actual  
Revenue and Expenditure by Vote  
(2013/14)**

Vote	Actual						Actual		
	Quarter ending 31 March 2014			Quarter ending 30 June 2014			Total		
	Opex R '000	Capex R '000	Rev R '000	Opex R '000	Capex R '000	Rev R '000	Opex R '000	Capex R '000	Rev R '000
Municipal Manager	2 181	–	–	3 709	23	–	10 417	27	–
Executive and Council	7 038	–	–	6 563	(49)	–	27 611	35	–
Financial Services	10 564	–	90 093	32 654	438	24 416	68 272	502	308 210
Corporate Services	13 549	26	264	22 749	110	(261)	61 982	268	3
Planning and Economic Development	7 052	5 017	13 507	(2 867)	9 985	(6 188)	20 504	15 978	17 239
Community Services	36 178	–	17 658	32 963	39	(12 314)	144 856	39	40 521
Engineering Services	23 362	12 552	18 727	33 487	279 404	140 823	113 650	328 274	214 987
Electrical Engineering	71 503	2 363	82 511	115 784	7 999	89 954	348 219	15 727	360 061
GTEDA	1 515	–	3 325	–	–	–	1 515	–	3 325
<b>Total By Vote</b>	<b>172 943</b>	<b>19 958</b>	<b>226 084</b>	<b>245 042</b>	<b>297 949</b>	<b>236 430</b>	<b>797 024</b>	<b>360 849</b>	<b>944 345</b>

## Summary of Financial Performance 2013/14

2013/14 FY		30 Sept '13		30 Dec '13		2013/14	30 Mar '14		30 Jun '14	
Revenue	Budget	Year to date receipt	% Receipt	Year to date receipt	% Receipt	Adjusted Budget	Year to date receipt	% Receipt	Year to date receipt	% Receipt
Grants & Subsidies	319 159 000	125 232 700	39%	217 435 700	68.13%	350 461 000	325 770 998	95.96%	325 510 253	95.88%
Rates & Taxes (billing)	478 035 820	134 616 114	28%	253,710,493	53.08%	478 035 820	368 509 572	75.00%	487 447 399	101.97%
Rates & Taxes (collection rate)	90%	132 916 769	28%	264,734,844	95.00%	90%	94%	71.00%	477 907 305	91%
Debtors age analysis	126 008 199	212 336 551		287,924,407		126 008 199	297 026 344		330 703 713	N/A
Bank Balance	12 342 983	-1 241 766		22 205 588.10		0	46 943 715		23 926 749	N/A

2013/14 FY		30 Sept '13		30 Dec '13		2013/14	30 Mar '14		30 Jun '14	
Expenditure	Budget	Year to date exp	% Spent	Year to date exp	% Spent	Adjusted Budget	Year to date exp	% Spent	Year to date exp	% Spent
Salaries & Allowances	211 911 302	57 894 049	27%	110 090 554	51.95%	211 911 302	161 985 214	76.44%	244 497 994	115.38%
Remuneration of Councillors	18 618 694	4 441 943	24%	8 873 448	47.66%	18 618 694	14 204 422	76.29%	19 127 199	102.73%
Repairs & Maintenance	100 111 875	21 858 876	22%	43 174 234	43.13%	100 111 875	66 077 381	66.00%	93 846 277	93.74%
Bulk Purchases	268 940 253	61 877 664	23%	114 682 415	42.64%	248 769 734	161 844 250	65.06%	239 064 261	96.10%
Contracted Services	39 112 872	6 579 020	17%	19 575 117	50.05%	38 998 872	25 441 718	65.24%	40 680 292	104.31%
Operating Expenditure	167 458 770	38 169 367	23%	82 643 652	49.35%	181 114 242	121 032 534	66.83%	158 293 427	87.40%
Capital Expenditure*	165 629 847	18 211 341	11%	42 942 128	25.93%	217 482 461	62 896 926	28.92%	360 849 384	165.92%

\*Note: Capital Expenditure includes a donation of R155 300 000 (Roads from RAL) which was not budgeted for

2013/14 FY		30 Sept '13		30 Dec '13		2013/14	30 Mar '14		30 Jun '14	
Conditional Grants	Budget	Year to date exp*	% Spent	Year to date exp	% Spent	Adjusted Budget	Year to date exp	% Spent	Year to date exp	% Spent
FMG	1 550 000	299 150	19%	574 116	37.04%	1 550 000	844 922	55%	1 550 000	100.00%
INEP	20 000 000	800 305	3%	1 500 654	7.50%	25 200 000	4 716 000	19%	21 633 488	85.85%
EEDG	5 000 000	0	0%	168 044	3.36%	7 000 000	168 044	2%	484 976	6.93%
NDPG	5 000 000	2 742 104	55%	7 930 055	158.60%	26 750 000	11 389 235	43%	16 899 306	63.17%
MSIG	890 000	0	0%	291 880	32.80%	916 000	90 783	10%	105 283	11.49%
MIG	73 247 000	16 122 846	22%	32 526 867	44.41%	75 547 000	40 258 765	53%	58 498 502	77.43%
EPWP	1 710 000	525 346	31%	1 528 142	89.37%	1 710 000	1 896 682	111%	1 896 682	110.92%

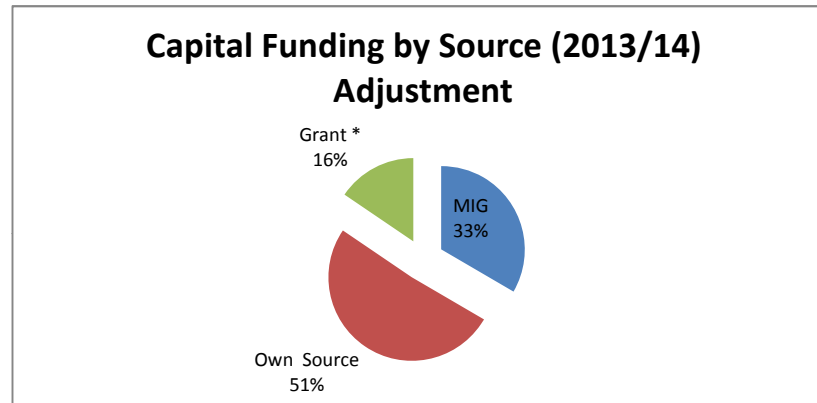
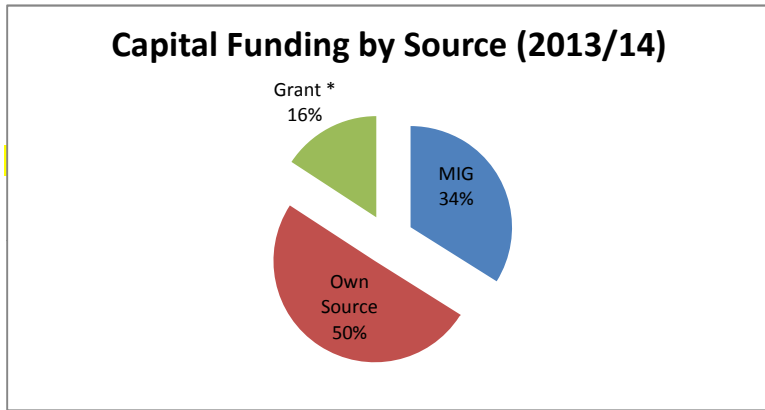
\*The Expenditure on grants include the role over amounts from the previous year as approved by National Treasury

\*Financials contained in the report are not yet audited and should therefore be handled as preliminary

### 2013/14 Capital Funding by source

Funding Source	Budget (R '000)	% from source	Exp (30 Sept '13)	% of total spent 1st Qtr	Exp (30 Dec '13)	% of total spent 2nd Qtr	Adjusted Budget	Exp (30 Mar '14)	% of total spent 3rd Qtr	Exp (30 Jun '14)	% of total spent 4th Qtr
MIG	57 525	34%	16 122 846	28.03	32 526 867	57%	72 617 120	40 258 765	55.44	51 314 476	70.66
Own Source	85 313	50%	1 825 158	2.14	10 172 497	12%	111 115 341	22 395 397	20.16	137 851 378	124.06
Grant *	26 792	16%	0	0	242 764	1%	33 750 000	242 764	0.72	16 383 530	48.54
<b>Total</b>	<b>R 169 629 847</b>	<b>100%</b>	<b>R 17 948 004</b>	<b>11%</b>	<b>42 942 128</b>	<b>25%</b>	<b>217 482 461</b>	<b>62 896 926</b>	<b>29%</b>	<b>205 549 384</b>	<b>95%</b>

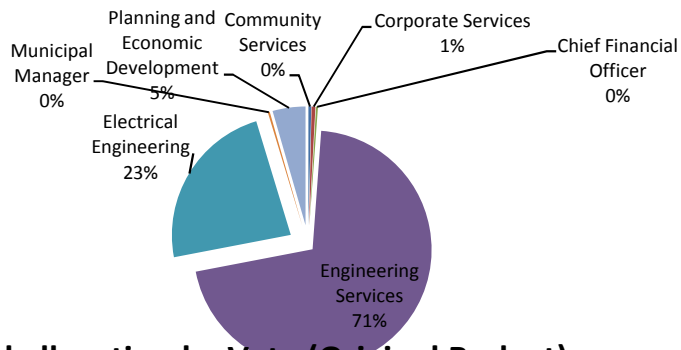
\*Note: Road donation to the value of R155 300 000 was not included to avoid misrepresentation of the situation durin 13/14



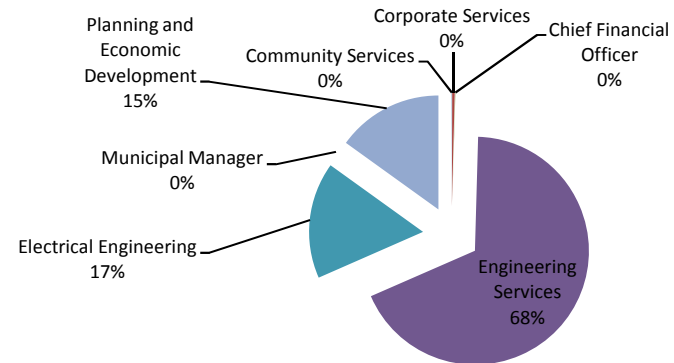


### 2013/14 Capital Allocation by vote

Vote	Budget (R '000)	%	Exp 30 Sept '13	% of total spent 1st Qtr	Exp 30 Dec '13	% of total spent 2nd Qtr	Adjusted Budget	Exp 30 Mar '14	% of total spent 3rd Qtr	Exp 30 Jun '14	% of total spent 4th Qtr
Community Services	600	0.35%		0		0	130		0	39 035	30.03
Corporate Services	861	0.51%	193 645	22.50	216 167	25%	741	241 808	33%	302 471	40.85
Chief Financial Officer	500	0.29%	63 970	12.79	63 970	13%	100	63 970	64%	502 419	502.42
Engineering Services	120 195	70.86%	16 496 482	13.72	36 318 091	30%	147 878	48 870 164	33%	172 973 834	116.97
Electrical Engineering	39 500	23.29%	1 440 345	3.65	5 364 733	14%	35 810	7 724 949	22%	15 727 097	43.92
Municipal Manager	409	0.24%	0	0.00	3 099	1%	39	3 099	8%	26 587	68.17
Planning and Economic Development	7 565	4.46%	16 900	0.22	976 069	13%	32 785	5 992 937	18%	15 977 927	48.74
<b>Total</b>	<b>R 169 629 847</b>	<b>100%</b>	<b>R 18 211 342</b>	<b>11%</b>	<b>42 942 129</b>	<b>25%</b>	<b>R 217 482 461</b>	<b>62 896 926</b>	<b>29%</b>	<b>205 549 370</b>	<b>95%</b>



**Capital allocation by Vote (Original Budget)**



**Adjusted Capital Allocation by Vote**

### Key Performance Indicators (KPIs) - Office of the Municipal Manager

KPA/ Theme	Strategic Objective	Programme	Strategic KPI	Baseline (end June 2013)	Target Sept '13	Actual Achieved 30 Sept '13	Target Dec '13	Actual Achieved Dec '13	Target Mar '14	Actual Achieved Mar '14	Target Jun '14	Actual Achieved 30 Jun '14	Reason for deviation	Corrective action taken	Means of verification	
BSD	Enhance sustainable environmental management and social development	Disaster management	# of disaster awareness campaigns conducted (wards)	10	6	9	7	12	9	18	15	14	Time constraints	Re-prioritised for 14/15	Programme & Awareness campaign Attendance register	
		Disaster management	Annual Disaster Management report submitted to Council within legislated timeframes	January'12	31-Jul	6 Aug '13	Not applicable this quarter	6 Aug '13	Not applicable this quarter	Not applicable this quarter	Not applicable this quarter	Not applicable this quarter	6 Aug '13	Delay in the Council sitting	Alignment with Corporate Calendar	Council Resolution
		Disaster management	Annual Disaster Management report submitted to MDM	Not submitted	Not applicable this quarter	Not applicable this quarter	Not applicable this quarter	Not applicable this quarter	Not applicable this quarter	Not applicable this quarter	Not applicable this quarter	30-Jun	Not done	Annual disaster management report to be MDM by 31 July 2014	Target to be amended to be 30 July	MDM acknowledgement of receipt
		Disaster management	% disaster incidences responded to (relieved) within 72-hours	100%	100%	100%	100%	100%	100%	100%	100%	100%	100%	None	None	Relief reports
		Disaster management	# of Event Disaster Risk and Contingency Plans developed for stakeholders	New indicator	3	2	6	4	9	7	12	26	None	None	Disaster Monthly reports	
		Environmental Health management	% compliance to the environmental legislation checklist	76%	Not applicable this quarter	Not applicable this quarter	Not applicable this quarter	Not applicable this quarter	Not applicable this quarter	Not applicable this quarter	80%	90%	High percentage achieved due to the continued improvement in the management of landfill site	None	Environmental Checklist	
GG	Effective and Efficient administration	Council Support	% of GTM Council resolutions implemented (actual number vs number passed)	New indicator	100%	16 of 30 (53%)	100%	100%	100%	78%	100%	94% (122 of 130)	Not possible to implement all the resolutions within a given time	None	Council annual program Resolution register	
		Council Support	# of Exco meetings held	19	7	5	14	8	21	16	28	21	Scheduled meetings postponed due to other commitments of council by members.	None	Minutes	
		Management and Administration	# Management meetings	9	3	2	6	4	9	5	12	7	MM suspended	None	Minutes of meetings & Attendance Registers	

### Key Performance Indicators (KPIs) - Office of the Municipal Manager

KPA/ Theme	Strategic Objective	Programme	Strategic KPI	Baseline (end June 2013)	Target Sept '13	Actual Achieved 30 Sept '13	Target Dec '13	Actual Achieved Dec '13	Target Mar '14	Actual Achieved Mar '14	Target Jun '14	Actual Achieved 30 Jun '14	Reason for deviation	Corrective action taken	Means of verification
		Performance monitoring and reporting	<i>Mid year Performance Report submitted to PT, COGHSTA and AG within legislated timeframes</i>	24-Jan	Not applicable this quarter	Not applicable this quarter	Not applicable this quarter	Not applicable this quarter	25-Jan	24-Jan	Not applicable this quarter	24-Jan	None	n/a	Mid-year Performance Report Acknowledgement of Receipt from AG, COGHSTA & PT
			<i>Draft Annual Report considered by Council within legislated timeframes</i>	31-Jan	Not applicable this quarter	Not applicable this quarter	Not applicable this quarter	Not applicable this quarter	31-Jan	29-Jan	Not applicable this quarter	29-Jan	None	n/a	Council Minutes
			<i>Draft Annual Report advertised for public comments</i>	05-Feb	Not applicable this quarter	Not applicable this quarter	Not applicable this quarter	Not applicable this quarter	05-Feb	14-Feb	Not applicable this quarter	14-Feb	None	n/a	Advert
			<i>Annual Report approved by Council within legislated timeframes</i>	31-Mar	Not applicable this quarter	Not applicable this quarter	Not applicable this quarter	Not applicable this quarter	31-Mar	27-Mar	Not applicable this quarter	27-Mar	None	n/a	Council Minutes
			<i># of Quarterly SDBIP reports submitted to Council</i>	4	1	0	2	0	3	1	4	2	1st Qtr report not submitted, not audited in time, 3rd Qtr report delayed	PMS & Audit training for Directors & Managers on 2 June to improve	Council Minutes
			<i># of Outcome 9 reports submitted on time</i>	4	1	1	2	2	3	3	4	4	None	n/a	Quarterly OC 9 reports, Acknowledgement of receipt
			<i>Draft Annual Performance Report submitted to the AG, AC and Mayor by 31 August</i>	31-Aug	31-Aug	30-Aug	Not applicable this quarter	30-Aug	Not applicable this quarter	Not applicable this quarter	Not applicable this quarter	30-Aug	None	n/a	Acknowledgement of Receipt from AG, AC & Mayor
			<i>Submission of draft SDBIP to the Mayor within 28 days of budget approval</i>	10 days	Not applicable this quarter	Not applicable this quarter	Not applicable this quarter	Not applicable this quarter	Not applicable this quarter	Not applicable this quarter	28 days	23 days	None	n/a	Acknowledgement of receipt - Mayor
			<i># of performance reports audited prior to submission to Council</i>	0	1	0	2	0	3	0	4	0	Delays in submission of information by Departments delays the finalisation of performance reports	PMS & Audit training for Directors & Managers held on 2 June to improve the process	Quarterly SDBIP Audit reports

### Key Performance Indicators (KPIs) - Office of the Municipal Manager

KPA/ Theme	Strategic Objective	Programme	Strategic KPI	Baseline (end June 2013)	Target Sept '13	Actual Achieved 30 Sept '13	Target Dec '13	Actual Achieved Dec '13	Target Mar '14	Actual Achieved Mar '14	Target Jun '14	Actual Achieved 30 Jun '14	Reason for deviation	Corrective action taken	Means of verification	
		Risk management	# of Risk Management progress reports submitted to Council	17	1	Not applicable this quarter	2	1	3	1	4	0	4th Qtr report for 12/13 was not drafted as unit was newly established, 1,2&3rd Qtr submitted late	Risk Manager appointed	Quarterly Risk Registers Council Minutes	
		Sound Governance	# of quarterly internal audit reports submitted to audit committee	4	1	1	2	2	3	3	4	2	Reports were submitted but the AC meetings did not take place	n/a	Audit Risk Report Quarterly Audit reports	
			3 year Strategic Risk based plan submitted to Audit Committee by 30 June	None	Not applicable this quarter	Not applicable this quarter	Not applicable this quarter	Not applicable this quarter	Not applicable this quarter	Not applicable this quarter	Not applicable this quarter	30-Jun	Not done	Audit committee meeting still outstanding	to be held before the end of July	3 Year Strategic Risk Plan AC minutes
			# of Audit committee packs submitted 7 days before meeting	0	1	1	2	2	3	2	4	3	AC reports submissions delayed	AC meetings coordination to be improved, own committee to be considered	Acknowledgement of receipt & schedule of meetings	
			Annual Audit Plan approved by Audit Committee by 30 June	13-Dec	Not applicable this quarter	Not applicable this quarter	Not applicable this quarter	Not applicable this quarter	Not applicable this quarter	Not applicable this quarter	Not applicable this quarter	30-Jun	Not done	audit committee meeting still outstanding	to be held before the end of July	AC Minutes
			Internal Audit Charter submitted to Audit Committee by 30 June	13-Dec	Not applicable this quarter	Not applicable this quarter	Not applicable this quarter	Not applicable this quarter	Not applicable this quarter	Not applicable this quarter	Not applicable this quarter	30-Jun	Not done	audit committee meeting still outstanding	to be held before the end of July	AC Minutes
			# of audit queries from AG	55	Not applicable this quarter	Not applicable this quarter	0	124	Not applicable this quarter	Not applicable this quarter	Not applicable this quarter	Not applicable this quarter	124	None	n/a	Audit Report
			Audit opinion	Disclaimer	Not applicable this quarter	Not applicable this quarter	Clean audit	Not yet received	Not applicable this quarter	Not applicable this quarter	Not applicable this quarter	Not applicable this quarter	Qualified	AG not complying	None	Audit Report
			# audit committee meetings held	4	1	2	2	2	3	2	4	2	2nd and 3rd Qtr meetings was not held	Functionality of the Audit committee must be improved. GTM to appoint own Audit Committee	Agendas, attendance register	
GG / MFVM	Increase financial viability	Budget management	% of capital spent on projects as prioritised in IDP for specific year	100%	100%	11%	100%	100%	100%	100%	100%	100%	None	n/a	Expenditure report	
			% of municipal budget spent	90%	25%	24%	50%	48%	75%	69%	100%	94%	Figure not final, AFS not yet finalised	Final adjustments still to be made	Monthly financial budget reports	

### Key Performance Indicators (KPIs) - Office of the Municipal Manager

KPA/ Theme	Strategic Objective	Programme	Strategic KPI	Baseline (end June 2013)	Target Sept '13	Actual Achieved 30 Sept '13	Target Dec '13	Actual Achieved Dec '13	Target Mar '14	Actual Achieved Mar '14	Target Jun '14	Actual Achieved 30 Jun '14	Reason for deviation	Corrective action taken	Means of verification
			% Capital expenditure	78%	0%	11%	50%	25%	75%	29%	100%	43%	Slow Supply Chain process	Matter discussed in the Finance Cluster	Budget reports
			% of departmental budget spent	92%	25%	21%	50%	40%	75%	60%	100%	85%	Cashflow challenges	Informal financial recovery plan to be developed	Monthly financial budget reports
		Financial reporting	% of AG queries responded to within 3 working days	70%	Not applicable this quarter	Not applicable this quarter	100%	94%	Not applicable this quarter	Not applicable this quarter	Not applicable this quarter	94%	None	n/a	Register of AG queries and response dates
		Supply chain management	# of Tenders awarded that deviated from the adjudication committee recommendations	0	0	0	0	0	0	0	0	0	None	n/a	Monthly SCM report
			% of Bids awarded within 2 weeks after adjudication committee resolution	100%	100%	100%	100%	100%	100%	100%	100%	100%	None	n/a	Submission register Monthly reports
	Integrated developmental planning	Integrated development planning	IDP credibility rating	High	High	Not available	Not applicable this quarter	Report not yet received	Not applicable this quarter	Not applicable this quarter	Not applicable this quarter	High	None	n/a	COGHSTA report
			# of IDP Technical Committee meetings	4	2	2	4	3	5	3	6	4	None adherence to the IDP process plan	To ensure that the Process Plan is complied with	Minutes & attendance registers of Steering Committee meetings
			# of IDP steering Committee meetings	4	2	1	4	2	5	2	6	4	None adherence to the IDP process plan	To ensure that the Process Plan is complied with to	Minutes & attendance registers of Steering Committee meetings
			# of IDP Rep forum meetings	4	2	1	4	2	3	3	5	4	None adherence to the IDP process plan	To ensure that the Process Plan is complied with to	Minutes & Attendance registers of Rep forum meetings
			Draft IDP approved by Council by 31 March annually	31-Mar	Not applicable this quarter	Not applicable this quarter	Not applicable this quarter	Not applicable this quarter	31-Mar	07-Mar	Not applicable this quarter	07-Mar	Compliance to Circular 70 from National Treasury	None	Council Minutes

### Key Performance Indicators (KPIs) - Office of the Municipal Manager

KPA/ Theme	Strategic Objective	Programme	Strategic KPI	Baseline (end June 2013)	Target Sept '13	Actual Achieved 30 Sept '13	Target Dec '13	Actual Achieved Dec '13	Target Mar '14	Actual Achieved Mar '14	Target Jun '14	Actual Achieved 30 Jun '14	Reason for deviation	Corrective action taken	Means of verification
			<i>Submission of draft IDP to COGHSTA &amp; PT within 10 days of approval</i>	7 days	Not applicable this quarter	Not applicable this quarter	Not applicable this quarter	Not applicable this quarter	Not applicable this quarter	Not applicable this quarter	10 days	9 days	None	n/a	Acknowledgement of Receipt by COGHSTA & PT
			<i>Final IDP approved by Council by 31 May annually</i>	28-May	Not applicable this quarter	Not applicable this quarter	Not applicable this quarter	Not applicable this quarter	Not applicable this quarter	Not applicable this quarter	31-May	27 May 2014.	None	n/a	Council Minutes
			<i>Final IDP submitted to COGHSTA &amp; Treasury within 10 working days of approval</i>	New indicator	Not applicable this quarter	Not applicable this quarter	Not applicable this quarter	Not applicable this quarter	Not applicable this quarter	Not applicable this quarter	10 days	6 days	None	n/a	Acknowledgement of Receipt by COGHSTA & PT
			<i>Placing of final IDP on the website within 14 days of approval</i>	New indicator	Not applicable this quarter	Not applicable this quarter	Not applicable this quarter	Not applicable this quarter	Not applicable this quarter	Not applicable this quarter	14 days	2 days	None	n/a	IT Acknowledgement of receipt from IDP
			<i>Advertising the draft and final IDP in the media for public inputs within 14 working days</i>	New indicator	Not applicable this quarter	Not applicable this quarter	Not applicable this quarter	Not applicable this quarter	Not applicable this quarter	Not applicable this quarter	14 days	Draft (13days) & Final (2days)	None	n/a	2 Adverts Council Minutes
LED/ MTOD	Develop a high performance culture for a changed, diverse, efficient and effective local government	Employee Performance Management	# of formal performance reviews for Sect 57	2	1	0	1	0	2	0	2	1	2012/13 annual assessment delayed by non availability of key panel members and suspension of MM.	Training was conducted for Directors and Managers on PMS & Audit	Mid-year and Annual Assessment reports
Employee Performance Management		# of critical posts with signed performance agreements (MM, CFO, Engineer, Town Planner, CORP, Communications)	2	6	4	Not applicable this quarter	4	Not applicable this quarter	Not applicable this quarter	Not applicable this quarter	4	4	PED & Communications positions vacant	n/a	Signed Performance Agreements
Employee Performance Management		# Section 56/57 Managers with signed Performance Agreements/ within legislated timeframes	7	7	7	7	6	7	6	7	6	6	PED position vacant.	None	Performance Agreements for Sect 56/57 Managers

Quarterly targets per Project - Office of the Municipal Manager

KPA/ Theme	Strategic Objective	Programme	Project	Planned end date	Opex 2013/2014	Capex 2013/2014	Qtr Ending Sept '13	Actual Activities concluded by 30 Sept	Qtr Ending - Dec '13	Actual Activities concluded by 31 Dec '13	Qtr Ending - Mar '14	Actual Activities concluded 31 Mar '14	Qtr Ending - Jun '14	Actual Activities concluded 30 June '14	Reason for deviation	Corrective action taken	Means of verification
BSD	Optimise and sustain infrastructure investment and services	Infrastructure Planning	Infrastructure Development Plans	30/06/2014			Monitor the drafting of the Infrastructure Development plans (Water, Sewer, Roads, Parks & Cemetery master plans)	Water Master plan to be drafted by MDM, Roads master plan to be drafted by MISA, Electrical Master Plan to be updated upon appointment of service provider. Parks & Cemetery Development Plans are in place	Monitor the drafting of the Infrastructure Development plans (Water, Sewer, Roads, Parks & Cemetery master plans)	Water Master plan to be drafted by MDM, Roads master plan to be drafted by MISA, Electrical Master Plan put on hold due to financial constraints. Parks & Cemetery Development Plans are in place	Monitor the drafting of the Infrastructure Development plans (Water, Sewer, Roads, Parks & Cemetery master plans)	Water Master plan to be drafted by MDM, Roads master plan to be drafted by MISA, Electrical Master Plan put on hold due to financial constraints. Parks & Cemetery Development Plans are in place	Monitor the drafting of the Infrastructure Development plans (Water, Sewer, Roads, Parks & Cemetery master plans)	Water Master plan to be drafted by MDM, Roads master plan to be drafted by MISA, Electrical Master Plan put on hold due to financial constraints. Parks & Cemetery Development Plans are in place	None	Electricity Master Plan budgeted for 14/15	Correspondence with Directors Progress Reports
	Enhance sustainable environmental management and social development	Disaster management	Disaster response and recovery	30/06/2014			Develop a response and recovery plan for GTM based on the district plan	Developed, currently in the process of submitting to Council	Submit GTM response and recovery plan to Council for approval	Waiting for the date of the Social cluster meeting	Train departments on the implementation of the Response and recovery plan	Approved by Council on the 28 January 2014. Training has not yet been conducted	Train departments on the implementation of the Response and recovery plan	Train departments on the implementation of the Response and recovery plan	Timeconstraints	Training will be conducted in July '14	GTM Response & Recovery plan Council minutes Training attendance
			Disaster Risk assessment	30/06/2014			Liaise with the District Disaster Management to establish mechanisms for doing a risk assessment internally	A meeting was held internally to discuss the evacuation plan for the Municipal Building	Engage all departments to identify potential risks	A follow-up meeting was held on 7 Oct with HR & Safety & Security and Building Division discuss the evacuation plan for the Municipal Building	Engage all departments to identify potential risks	Internal risk is conducted by HR and external risk assessment is conducted by Mopani District Disaster Centre	Consolidate risk assessment report and submit to Council	Risk assessment report not submitted to Council	Disaster risk ward committees were not established in all wards	Assessment will be conducted through disaster risk management ward committees and MDM	Disaster risk assessment report
GG	Improve Stakeholder satisfaction	Intergovernmental relations	Municipal IGR	30/06/2014			Ensure regular attendance of IGR meetings and implementation of resolutions	IGR meetings held on a District level	Ensure regular attendance of IGR meetings and implementation of resolutions	IGR Meetings held on a District Level. MM attends IGF all meetings	Ensure regular attendance of IGR meetings and implementation of resolutions	IGR Meetings held on a District Level. MM attends IGF all meetings	Ensure regular attendance of IGR meetings and implementation of resolutions	IGR Meetings held on a District Level. MM attends IGF all meetings	None	n/a	Minutes and resolutions register
GG	Effective and Efficient administration	Fraud & Anti-corruption	Anti-corruption strategy implemented	30/06/2014			Not applicable this quarter	Not applicable this quarter	Submit draft strategy to Council for adoption	Anti Corruption Strategy was recently approved by Council, i.e. 28/06/2013	Develop terms of reference for establishment of Council Anti-corruption & Risk Management committee	Terms and reference are developed for both Risk Management Committee and Anti corruption.	Anti-Corruption Strategy Approved Anti-Corruption & Risk Management committee established	Anti-Corruption strategy was implemented in 2013/2014 FY though no cases of corruption were reported. Risk Committee Established	None	n/a	Anti-corruption strategy Minutes of Anti-corruption & Risk Management committee meetings
GG	Effective and Efficient administration	Fraud & Anti-corruption	Corruption and Maladministration	30/06/2014			Ensure that an Anti-corruption committee is established	Accounting Officer and Provincial Treasury to assist in establishing the committee. Engagements were made with both Provincial Treasury and Accounting Officer	Monitor administration to curb corruption and maladministration	Fraud and Anti-Corruption Committee was established in November 2013.	Monitor administration to curb corruption and maladministration	Fraud and Anti-Corruption Committee was established in November 2013. No cases of fraud and corruption dealt with.	Monitor administration to curb corruption and maladministration	There are no cases of Fraud and Corruption reported. Structure of Anti-Corruption must be reviewed as agreed in the Risk Committee. Corporate Services should assist in this regard.	None	None	Correspondence Response to Internal Audit Reports Council Resolution
GG	Effective and Efficient administration	Management and Administration	Purchase office furniture and Equipment for the MMs department	30/06/2014		R 39 000	Not applicable this quarter	Not applicable this quarter	Not applicable this quarter	Not applicable this quarter	Procurement of furniture	Not yet procured.	Procurement of furniture	Budget removed with adjustment	n/a	Asset Register update	
GG/MTOD	Effective and Efficient administration	Performance Monitoring and Reporting	Performance Reporting	30/06/2014			Finalise Annual Performance Report by 30 August. Submit 4th Qtr MTAS report to DLGH within 5 weeks of close of quarter	Annual Performance Report was compiled and submitted to the AG, PT and COGHSTA on the 30th of August. 4th Qtr MTAS and Outcome 9 reports submitted to COGHSTA	Submit 1st Quarter MTAS & SDBIP reports to DLGH within 5 weeks of close of quarter	1st Quarter Outcome 9 was completed and submitted. 1st Quarter SDBIP not yet served before Council, awaiting audit report from Internal Audit.	Submit 2nd Quarter MTAS & SDBIP reports to DLGH within 5 weeks of close of quarter	2nd Qtr Outcome 9 was completed and submitted. 2nd Qtr SDBIP was completed and submitted to Council without audit being completed.	Submit 3rd Quarter MTAS & SDBIP reports to DLGH within 5 weeks of close of quarter	3rd Qtr Outcome 9 was completed and submitted. 3rd Qtr SDBIP was completed and submitted to Council without audit being completed, still awaiting	None submission of POEs by Directors to Internal Audit	PMS & audit Training for Directors & Managers during May/June	Proof of submission of MTAS (4) and SDBIP (4)
GG	Effective and Efficient administration	Risk management	Risk Assessment	30/06/2014			Quarterly reporting on the top 10 risks to the Audit Committee	1st Quarter Top Ten Risks report compiled for Risk and Audit Committee	Quarterly reporting on the top 10 risks to the Audit Committee	Quarterly reporting on the top 10 risks to the Audit Committee was done.	Quarterly reporting on the top 10 risks to the Audit Committee	Quarterly reporting on the top 10 risks to the Audit Committee	Quarterly reporting on the top 10 risks to the Audit Committee	None	None	Updated Risk Register Risk Report (Quarterly) AC minutes	
GG	Effective and Efficient administration	Risk management	Risk management implementation plan	30/06/2014			Draft Risk Management implementation plan in line with the national framework and submit to council for approval by 30 July.	Risk Management Policies and Implementation Plan were recently approved by Council, i.e. 28th June 2013. Revision of the Implementation Plan will be done in the 3rd quarter.	Ensure that Risk Management processes and reporting lines are established	Reporting lines were established, to Governance Cluster.	Establish Risk Management Committee	Risk Management Committees are taking place.	Coordinate Risk Management committee meetings	Risk Committee meetings are taking place. Risk Management Implementation Plan was reviewed by the Risk Committee. The Plan is a standing item in all Risk Committee meetings.	None	None	Council minutes Communiqués Risk Management Committee Establishment notice & Minutes
GG	Effective and Efficient administration	Risk management	Risk regulatory framework	30/06/2014			Customise national Risk Management policy and strategy to GTM circumstances	Risk Management Policies were recently approved by Council, i.e. 28th June 2013. Revision of the policies will be done in the 3rd quarter.	Customise national Risk Management policy and strategy to GTM circumstances	Risk Management Policies were recently approved by Council, i.e. 28th June 2013. Revision of the policies will be done in the 3rd quarter.	Submit customised Risk Management Policy to Council for approval	Customisation of Policies in progress	Submit customised Risk Management Strategy to Council for approval by 30 June	There is no change of legislation in the approved Risk Management policies. The policies will be presented in the 4th quarter Risk Committee meeting for acknowledgement.	None	None	Council minutes for Risk Policy & Risk Management Strategy
GG/MTOD	Effective and Efficient administration	Sound Governance	Audit Committee Support	30/06/2014			Provide administrative support to the Audit Committee by ensuring that the Agenda is Prepared, required documentation is submitted in time and minutes are prepared. Submit quarterly Internal Audit reports	Audit Committee meeting was convened on the 6th of August to review 4th Quarter reports.	Provide administrative support to the Audit Committee by ensuring that the Agenda is Prepared, required documentation is submitted in time and minutes are prepared. Submit quarterly Internal Audit reports	Audit Committee meeting was convened on the 31st of October 2013 to submit Quarter reports.	Provide administrative support to the Audit Committee by ensuring that the Agenda is Prepared, required documentation is submitted in time and minutes are prepared. Submit quarterly Internal Audit reports	Administrative support is provided however 2nd Qtr AC meeting was postponed and has not yet taken place	Provide administrative support to the Audit Committee by ensuring that the Agenda is Prepared, required documentation is submitted in time and minutes are prepared. Submit quarterly Internal Audit reports	2nd & 3rd Quarter Audit committee meetings did not take place	2nd & 3rd Quarter Audit committee meetings postponed	Item to be sent to Council regarding the option of appointment of GTM own Audit Committee	AC Agendas Minutes of meetings Quarterly reports
GG	Effective and Efficient administration	Sound Governance	Annual Audit Plan	30/06/2014			Development and review of Audit plan. Implement the audit plan and report progress	Plan has been developed. Will serve at the Audit Committee on the 23rd of October 2013.	Implement Audit plan and report progress	Audit plan implemented.	Implement Audit plan and report progress	Audit plan implemented. Currently in the process of reporting.	Implement Audit plan and report progress	82% of the audit plan implemented.	IT audit remaining, unit does not have the capacity to audit IT and there is no funds to purchase	Funds to be provided for IT related audit.	AC minutes Audit Plan Monthly reports
GG	Effective and Efficient administration	Sound Governance	Council Resolution Implementation	30/06/2014			Monitor the implementation of Council resolutions. Keep register of progress	Reports are submitted quarterly to Council on the progress of the implementation of the Council resolutions.	Monitor the implementation of Council resolutions. Keep register of progress	Reports are submitted quarterly to Council on the progress of the implementation of the Council resolutions.	Monitor the implementation of Council resolutions. Keep register of progress	Reports are submitted quarterly to Council on the progress of the implementation of the Council resolutions.	Monitor the implementation of Council resolutions. Keep register of progress	Reports are submitted quarterly to Council on the progress of the implementation of the Council resolutions.	None	n/a	Resolution Register Implementation

Quarterly targets per Project - Office of the Municipal Manager

KPA/ Theme	Strategic Objective	Programme	Project	Planned end date	Opex 2013/2014	Capex 2013/2014	Qtr Ending Sept '13	Actual Activities concluded by 30 Sept	Qtr Ending - Dec '13	Actual Activities concluded by 31 Dec '13	Qtr Ending - Mar '14	Actual Activities concluded 31 Mar '14	Qtr Ending - Jun '14	Actual Activities concluded 30 June '14	Reason for deviation	Corrective action taken	Means of verification
LED	Integrated Developmental Planning	Integrated development planning	IDP Strategic Planning Workshop	30/06/2014	R 300 000		Not applicable this quarter	Not applicable this quarter	Conduct IDP strategic session in October	Conducted on the 6 Dec 13	4	Not applicable this quarter	Not applicable this quarter	Conducted on the 6 Dec 13	4. Delayed due to the unavailability of key stakeholders	n/a	Strategic Session Report Attendance Register
LED	Integrated Developmental Planning	Integrated development planning	IDP stakeholder register	30/06/2014			Advertise for local stakeholders register with GTM on the IDP stakeholder register. Updated register ready by 30 August '13	Advert done and register updated by the 30th August 2013	Monitor the attendance of IDP Representative Forum meetings by registered stakeholders and devise initiatives to encourage attendance	Advert done 12 July 2013	Monitor the attendance of IDP Representative Forum meetings by registered stakeholders and devise initiatives to encourage attendance	1 Rep Forum was held on 6 March	Monitor the attendance of IDP Representative Forum meetings by registered stakeholders and devise initiatives to encourage attendance	4 Rep Forum meetings held in total. Last Rep Forum was held on 26 May 2014. The attendance by stakeholder was not satisfactory	Poor coordination of stakeholders and non provision of transport	Plans in place to improve our stakeholder relations through internal analysis of the	Advertisement Stakeholder Register Attendance Log
LED/ MTO	Develop high performance culture for a changed, diverse, efficient and effective local government	Employee Performance Management	Employee Performance Evaluation	30/06/2014			Conduct audit on 2011/12 Annual Individual Performance Report and submit report to MM & audit committee within 2 weeks	Annual Assessment report not yet available. POEs of Manager were audited	Not applicable this quarter	Annual Assessment report not yet available. POEs of Directors & Managers were audited	Conduct audit on 2012/13 Mid-year individual performance report and submit report to MM & audit committee within 2 weeks	Mid-year performance evaluation cancelled and replaced with training	Not applicable this quarter	Mid-year performance evaluation cancelled and replaced with training on PMS & performance auditing that took place on 2 June	Suspension of MM and also non-compliance by Directors and Managers to PMS requirements regarding Scoresheets & POEs	Training took place on 2 June	Audit report on Annual Individual Performance Report -Audit report on Mid-year individual performance report
LED/ MTO	Develop high performance culture for a changed, diverse, efficient and effective local	Employee Performance Management	Performance monitoring & evaluation	30/06/2014			Ensure that annual assessment of all relevant employees in the Office of the MM is conducted. Ensure that the Annual Performance Evaluations for 2012/13 is concluded by 30 July.	Annual Assessments for 2012/13 commenced on 6 September. Not finalised yet.	Conduct an informal evaluation of 1st Quarter Performance of relevant employees in the Office of the MM and draft a report by 21 October	Informal assessments for Directors not conducted	Ensure that a mid-year assessment of employee performance is conducted and a report drafted by 30 January	Not done	Ensure that an informal evaluation of 3rd Quarter Performance of relevant employees in the Office of the MM is conducted and a report drafted by 20 April	4th Qtr Assessment for 2012/13 concluded. Informal assessments and mid-year not done	MM suspended	n/a	*1st & 3rd Qtr Informal Departmental Individual Performance Report *2012/13 Individual Performance report *2013/14 Mid-year individual performance
SR/LED	Integrated Developmental Planning	2030 Vision	Vision 2030 Strategy	30/06/2014	R -		Submit Specifications to SCMU for advertisement	Advert not yet done	Appointment of service provider. Monitor the drafting of the 2030 Strategy	Not yet done	Not applicable this quarter, funding not approved	Not applicable this quarter	Appointment of Steering Committee for Vision 2030 finalised.	The steering Committee was appointed. Two (2) meetings have already been convened to plan the development of Vision 2030.	None	n/a	Steering Committee Appointment Letter
SR/LED	Integrated Developmental Planning	Integrated Developmental Planning	IDP/Budget & PMS Process Plan	30/06/2014			Ensure approval of IDP/Budget and PMS process plan by 31 August	IDP/Budget and PMS process plan was approved by Council on the 30th August 2013	Monitor adherence to the process plan and address deviations	Process Plan is currently being implemented. Deviations are being addressed.	Monitor adherence to the process plan and address deviations	Process Plan is currently being implemented. Deviations are being addressed. We are now in the final phase of the IDP and budgetary processes	Monitor adherence to the process plan and address deviations	The Process plan was not fully adhered to with phases combined to complete in time	The IDP and Budget Process Plan had to be amended as per Circular 70 from National Treasury	n/a	Council Minutes Process Plan
SR/LED	Integrated Developmental Planning	Integrated Developmental Planning	IDP review	30/06/2014			Draft Process plan and submit to Council by 30 July. Circulate community needs to department and facilitate analysis phase review through the Representative Forum.	IDP/Budget and PMS process plan was approved by Council on the 30th August 2013. Community needs were circulated to all ward councillors for review and further presented to departments through the IDP Technical Committee meeting on the 3rd October 2013	Conduct Strategic planning session and prioritise projects for next financial year. Submit project requests to Sector Departments	IDP Lekgotla was held on the 4-6 Dec 13. Projects not yet prioritised or sent to Sector Departments	Draft IDP to Council by 30 March. Submit draft IDP to COGHSTA within legislated timeframes	Draft IDP submitted to Council on the 7th March 2014 and submitted to COGHSTA within legislated timeframes	Advertise IDP for public input within 10 working days of approval, consolidate inputs and present to Council by 30 May. Submit final IDP to COGHSTA within legislated timeframes.	The draft was advertised 13days after approval. Council approved the final IDP 2014, 2015 on the 27th May 2014. It was submitted to COGHSTA 6 days after approval.	None	n/a	Council Minutes on Process Plan Correspondence with Departments Council Minutes for IDP adoption
SR/LED	Integrated Developmental Planning	Integrated Developmental Planning	IDP, Budget & PMS alignment	30/06/2014			Manage the drafting of the IDP and Budget. Ensure that the SDBIP is aligned to the IDP & Budget and compliance to the Process Plan. IDP Analysis phase concluded	The three units (IDP, Budget and PMS) are working together to ensure alignment and compliance to the Process Plan.	Manage the drafting of the IDP and Budget. Ensure that the SDBIP is aligned to the IDP & Budget and compliance to the Process Plan. IDP strategies phase & Projects Phase concluded	The three units (IDP, Budget and PMS) are working together to ensure alignment and compliance to the Process Plan.	Manage the drafting of the IDP and Budget. Ensure that the SDBIP is aligned to the IDP & Budget and compliance to the Process Plan. IDP integration phase concluded and draft submitted to Council by 31 March	IDP Technical Committee (03 March 2013), Steering Committee (03 March 2014) and IDP Rep Forum (06 March 2014) held to process the Draft IDP 2014/15 Review. Draft IDP submitted to Council on the 07th March 2014	The IDP, Budget and SDBIP was approved within the required timeframes but not all planned committee meetings took place and full alignment could not be achieved	Postponement of IDP Lekgotla and committee meetings. Commissions in the Strategies Phase of the IDP	Adherence to the process plan must be improved	Correspondence Audit report	



**Key Performance Indicators (KPIs) - Office of the Chief Financial Officer**

KPA/Theme	Strategic Objective	Programme	Departmental KPI	Baseline (end June 2013)	Target Sept '13	Actual Achieved 30 Sept '13	Target Dec '13	Actual Achieved 31 Dec '13	Target Mar '14	Actual Achieved end Mar '14	Target Jun '14	Actual Achieved 30 Jun '14	Reason for deviation	Corrective action	Means of verification
BSD	Improve access to sustainable and affordable services	Free Basic Services	% of households earning less than R1100 (indigent) served with free basic electricity	100% (15000)	100% (20000)	7239 of 22998 (31.5%)	100% (20000)	100%(27352)	100% (20000)	100%	100% (20000)	100% (28354)	New applicants	N/a	Reports & correspondence
BSD	Improve access to sustainable and affordable services	Electricity Infrastructure	R-value of Free Basic Electricity to Households	R 3 500 000	R 875 000	R 686 400	R 1 750 000	R 932 896	R 2 625 000	R 2 041 768	R 3 500 000	R 3 452 865	None	N/a	FBE payments
BSD	Improve access to sustainable and affordable services	Free Basic Services	% households earning less than R1100 with access to free basic waste removal (registered as indigents)	13%	13%	12%	13%	13%	13%	13%	15%	13%	None	N/a	Indigent register
BSD	Improve access to sustainable and affordable services	Free Basic Services	Total number of registered indigent households who received free basic water and sanitation (5 formal towns)	22827	22827	22998	22827	27352	2654	2657	2654	2527	None	N/a	Correspondence Draft Water and Sewer Master plan
BSD	Optimise and sustain infrastructure investment and services	Asset Management	R-value spent on fleet maintenance as % of asset value	4.5%	Not applicable this quarter	Not applicable this quarter	6%	0.6%	Not applicable this quarter	Not applicable this quarter	6%	0.6%	High volume of maintenance was carried out on vehicles	N/A	Expenditure & Asset Reports
BSD	Optimise and sustain infrastructure investment and services	Maintenance and upgrading of municipal buildings	R-value spent on maintenance of municipal buildings as % of asset value	1.4%	Not applicable this quarter	Not applicable this quarter	2%	0.11%	Not applicable this quarter	Not applicable this quarter	2%	0.2%	Less maintenance was done on municipal buildings	N/A	Expenditure Report & Asset Value
BSD	Optimise and sustain infrastructure investment and services	Roads and Storm water maintenance and upgrade	R-value spent on maintenance of roads infrastructure as % of asset value	4.5%	Not applicable this quarter	Not applicable this quarter	4.5%	2.0%	Not applicable this quarter	Not applicable this quarter	4.5%	0.67%	Less maintenance was done on roads due to insufficient budget	N/A	Expenditure reports
GG	Effective and Efficient administration	Management and Administration	# of departmental meetings	8	3	3	6	9	9	9	12	9	None	N/A	Minutes and Attendance registers of Departmental meetings
GG	Effective and Efficient administration	Regulatory Framework	# of budget related policies reviewed annually	16	Not applicable this quarter	Not applicable this quarter	Not applicable this quarter	Not applicable this quarter	Not applicable this quarter	Not applicable this quarter	17	17	None	N/A	Council Resolutions
GG / MFVM	Increase Financial Viability	Asset Management	Annual Asset verification report concluded by 30 June	30-Jun	Not applicable this quarter	Not applicable this quarter	Not applicable this quarter	Not applicable this quarter	Not applicable this quarter	Not applicable this quarter	30-Jun	30-Jun	None	N/A	Asset Verification report
	Increase Financial Viability	Asset Management	R-value spent on maintenance of electricity infrastructure as % of asset value	2.0%	Not applicable this quarter	Not applicable this quarter	1.4%	Not available yet	Not applicable this quarter	Not applicable this quarter	2.8%	1.9%	Less maintenance was required on electricity infrastructure	Budget for maintenance of infrastructure to be increased	Council resolution
GG / MFVM	Increase financial viability	Budget management	Draft Budget submitted to Council by 31 March every year	27-Mar	Not applicable this quarter	Not applicable this quarter	Not applicable this quarter	Not applicable this quarter	31-Mar	07-Mar	Not applicable this quarter	07-Mar	None	N/A	Council resolution
GG / MFVM	Increase financial viability	Budget management	Annual Budget tabled by 31 May annually	28-May	Not applicable this quarter	Not applicable this quarter	Not applicable this quarter	Not applicable this quarter	Not applicable this quarter	Not applicable this quarter	31-May	27-May	None	None	Council resolution
GG / MFVM	Increase financial viability	Budget management	Annual Adjustment budget approved by Council by 28 Feb	28-Feb	Not applicable this quarter	Not applicable this quarter	Not applicable this quarter	Not applicable this quarter	28-Feb	26-Feb	Not applicable this quarter	26-Feb	None	N/A	Council resolution
GG / MFVM	Increase financial viability	Budget management	Cost coverage	1.3	Not applicable this quarter	Not applicable this quarter	1.2	1.4	Not applicable this quarter	Not applicable this quarter	1.2	1	None	N/A	Financial reports Financial viability calculations
GG / MFVM	Increase financial viability	Budget management	Debt coverage	20.1	Not applicable this quarter	Not applicable this quarter	8.75	8.96	Not applicable this quarter	Not applicable this quarter	17.5	15.6	Debt service payments are covered 23 times compared to the target of 17,5 times. No loan was taken up during the past two financial years	N/A	Financial reports Financial viability calculations
GG / MFVM	Increase financial viability	Expenditure Management	% creditors paid within 30 days	100%	100%	95%	100%	95%	100%	100%	100%	95%	Not all invoices are paid within 30 days to financial constraints	Implementation of financial recovery plan by all departments	Monthly reports

**Key Performance Indicators (KPIs) - Office of the Chief Financial Officer**

KPA/ Theme	Strategic Objective	Programme	Departmental KPI	Baseline (end June 2013)	Target Sept '13	Actual Achieved 30 Sept '13	Target Dec '13	Actual Achieved 31 Dec '13	Target Mar '14	Actual Achieved end Mar '14	Target Jun '14	Actual Achieved 30 Jun '14	Reason for deviation	Corrective action	Means of verification
GG / MFVM	Increase financial viability	Financial reporting	# of Section 71 reports submitted to NT & PT by no later than 10 working days after the end of the month	12	3	3	6	6	9	9	12	12	None	N/A	Acknowledgement of receipt by NT & PT
GG / MFVM	Increase financial viability	Financial reporting	Timeouts submission of annual financial statements to AG and PT & NT	31-Aug-11	31-Aug-13	02-Sep-13	Not applicable this quarter	Not applicable this quarter	Not applicable this quarter	Not applicable this quarter	Not applicable this quarter	02-Sep-13	None	N/A	Acknowledgement of receipt by AG & PT
GG / MFVM	Increase financial viability	Financial reporting	% of AG queries responded to within 3 working days	100%	Not applicable this quarter	Not applicable this quarter	100%	91%	Not applicable this quarter	Not applicable this quarter	Not applicable this quarter	94%	None	N/A	Records of Audit queries
GG / MFVM	Increase financial viability	Revenue Management	# of Households billed	20 000	Not applicable this quarter	Not applicable this quarter	20800	Not applicable this quarter	Not applicable this quarter	Not applicable this quarter	21800	22667	None	N/A	Billing reports
GG / MFVM	Increase financial viability	Revenue Management	Average % Payment rate for municipal area	90%	90%	89%	90%	95%	90%	94%	92%	91%	None	N/A	Budget report
GG / MFVM	Increase financial viability	Revenue Management	% increase in R-value revenue collection	3%	Not applicable this quarter	Not applicable this quarter	Not applicable this quarter	Not applicable this quarter	Not applicable this quarter	Not applicable this quarter	4%	8%	None	N/A	Report on revenue generated
GG / MFVM	Increase financial viability	Revenue Management	Outstanding service debtors to revenue	40%	Not applicable this quarter	Not applicable this quarter	40%	52%	Not applicable this quarter	Not applicable this quarter	40%	37%	None	N/A	
GG / MFVM	Increase financial viability	Revenue Management	% equitable share received	100%	42%	42%	60%	66.83%	100%	98%	100%	98%	Unspent grant (NDPG) amounting to R4 million deducted from ECS	N/A	Bank Statement
GG / MFVM	Increase financial viability	Revenue Management	# of indigents registered	15 000	20 000	22 998	22 000	27 352	23 000	27 352	24 000	28 354	None	N/A	Indigent register
GG / MFVM	Increase financial viability	Supply chain management	% of tenders recommended to MM within 60 days after closing date of tender	100%	100%	100%	100%	60%	100%	50%	100%	60%	Committees not sitting	Finance Cluster in process of investigations	Monthly SCM reports
GG / MFVM	Increase financial viability	Supply chain management	# of SCM reports submitted to national treasury	12	3	6	6	6	9	13	12	12	None	N/A	Monthly SCM reports

Quarterly targets per Project - Office of the Chief Financial Officer

KPA/ Theme	Strategic Objective	Programme	Project	Planned end date	Opex 2013/2014	Capex 2013/2014	Qtr Ending Sept '13	Actual Activities concluded by 30 Sept	Qtr Ending - Dec '13	Actual Activities concluded by 31 Dec '13	Qtr Ending - Mar '14	Actual Activities concluded 31 Mar '14	Qtr Ending - Jun '14	Actual Activities concluded 30 June '14	Reason for deviation	Corrective Action	Means of verification
BSD	Optimise and sustain infrastructure investment and services	Infrastructure Planning	5 Year Capital Investment framework	30/06/2014			Review the 5-Year Capital Invest framework	5 year Capital Investment framework draft to be included in the IDP	Review the 5-Year Capital Invest framework	Draft & year Capital Investment has been reviewed to be submitted the finance Cluster during the third quarter	Ensure the revised 5-Year Capital Investment framework is included in the draft IDP	Not yet done	Not applicable this quarter	Submitted to IDP division for inclusion in the IDP	None	n/a	5 Yr Capital investment framework
GG/ MFVM	Increase Financial Viability	Budget Management	Budget Process Plan	30/06/2014			Ensure that Budget Process plan is submitted to the IDP office for inclusion in the IDP/Budget and PMS process plan by 1 August, and monitor adherence to the timelines	Finalised by IDP and Budget office and submitted to MM and CFO for comments on 18/07/2013	Monitor adherence to the budget process plan and manage deviations	Monitor adherence to the budget process plan and manage deviations	Monitor adherence to the budget process plan and manage deviations	Monitored adherence to the process plan. Adjustment budget and preliminary budget submitted to council within required time frame.	Monitor adherence to the budget process plan and manage deviations	Annual Budget submitted to council within required time frame	None	n/a	Budget Process Plan Proof submission Correspondence of engagements
GG/ MFVM	Increase Financial Viability	Financial reporting	Operation Clean Audit	30/06/2014	R	500 000	Manage annual audit and timeous response on audit queries (AFS 2012/13). Monitor audit preparation processes	Audit process monitored and all requests for information submitted timeously. Audit findings will be attended to within 3 Days	Finalisation of Annual Audit	Annual Audit finalized end of November 2013. Audit Report not yet issued by AG.	Drafting and approval of Audit Action Plan	Audit action plan not drafted. Audit report not yet issued by the AG	Implementation of the Audit Action plan. Put processes in place for audit preparation	Final Audit findings responded to. Audit Action Plan could not be drafted	Non compliance by Auditor - General with Audit report not available by 30 June	AG to resolve	Council Minutes approving Audit Action Plan Audit Report & Management report Appointment Letter (if
GG/ MFVM	Increase Financial Viability	Financial viability	5 Year Financial Plan	30/06/2014			Not applicable this quarter	Not applicable this quarter	Assess financial performance during 2012/13 and draft 5-Year Financial Plan accordingly	Draft year financial plan has been done to be submitted to the finance cluster	Submit 5 Year Financial plan to the MM for inclusion in the draft IDP.	5 year financial plan drafted and submitted to the IDP office during April 2014 after the preliminary budget was approved by council	Not applicable this quarter	5 year financial plan drafted and submitted to the IDP office during April 2014 after the preliminary budget was approved by council	None	n/a	5 Year Financial Plan Correspondence
GG/ MFVM	Increase Financial Viability	Financial Viability	Cost recovery	30/06/2014			Monitor performance of the service provider in line with the SLA.	Reports received monthly	Monitor performance of the service provider in line with the SLA.	Reports received monthly	Monitor performance of the service provider in line with the SLA.	Report received monthly	Monitor performance of the service provider in line with the SLA.	Reports received monthly	None	n/a	Service Provider Reports
GG/ MFVM	Increase Financial Viability	Financial Viability	Cash flow management	30/06/2014			Monitor cashflow (liquidity) and Report monthly	Cash Flow Statement prepared on a monthly basis	Monitor cashflow (liquidity) and Report monthly	Cash Flow Statement prepared on a monthly basis	Monitor cashflow (liquidity) and Report monthly	Cashflow statement prepared on a monthly basis.	Monitor cashflow (liquidity) and Report monthly	Cash Flow Statement prepared on a monthly basis	None	N/A	Monthly Reports Fin Cluster Minutes
GG/ MFVM	Increase Financial Viability	Financial Viability	Financial System improvement	30/06/2014			Comprehensive system analysis and official training GRAP TRAINING	GRAP training is attended as required by National Treasury	Comprehensive system analysis and official training	No GRAP training this quarter	Comprehensive system analysis and official training	GRAP training attended by five officials	Comprehensive system analysis and official training	GRAP training attended by five officials, no further activities this quarter	N/A	N/A	Attendance registers of training sessions
GG/ MFVM	Increase Financial Viability	Asset Management	Assets Management Services	30/06/2014	R	2 000 000	Monitor asset management by the service provider and ensure skills transfer	Informal training provided on Job to 2 Officials; Asset verification conducted	Monitor asset management by the service provider and ensure skills transfer	Training provided to two officials, however the in-house training at Deloitte is not yet done e.g. (training on assetware)	Monitor asset management by the service provider and ensure skills transfer	Training for Assetware was provided during March 2014	Monitor asset management by the service provider and ensure skills transfer	Verification conducted	None	N/A	Correspondence on engagement sessions Monthly reports
GG/ MFVM	Increase Financial Viability	Revenue Management	Revenue protection	30/06/2014			Monitor revenue billing system and report to Council	Monthly reports submitted to Council	Monitor revenue billing system and report to Council	Monthly reports submitted to Council	Monitor revenue billing system and report to Council	Monthly reports submitted to Council	Monitor revenue billing system and report to Council	Monthly reports submitted to Council	None	N/A	Signed off Monthly reports
GG/ MFVM	Increase Financial Viability	Revenue Management	Revenue enhancement Strategy	30/06/2014			Monitor implementation of the revenue enhancement strategy	Progress reports received monthly	Monitor implementation of the revenue enhancement strategy	Progress reports received monthly from UMS	Revise revenue enhancement strategy and submit to Council	Monitored the implementation of Revenue enhancement strategy	Monitor implementation of the revenue enhancement strategy	Monitored the implementation of Revenue enhancement strategy	None	N/A	Council Minutes Revised Revenue Enhancement strategy
GG/ MFVM	Increase Financial Viability	Revenue Management	Valuation Roll	30/06/2014	R	4 500 000	Balancing of valuation roll to system	90% complete	Balancing of valuation roll to system	Valuation roll balanced to system	Finalise Draft Valuation Roll	Valuation roll balanced to system	Advertise valuation roll, finalise objection process and submit to Council for approval	New valuation roll implemented objections finalised Supplementary & advertised	None	N/A	Supplementary valuation roll TOR for Valuation roll review
GG/ MFVM	Increase Financial Viability	Supply chain management	Supply chain functionality improvement (MTAS)	30/06/2014			Draft a list of criteria to measure SCM functionality. Report quarterly on progress made on improving functionality. Review SCM Policy and submit to Council	Drafting of Criteria for Functionality of Supply Chain Management Process not yet done	Draft a list of criteria to measure SCM functionality. Report quarterly on progress made on improving functionality	Drafting of Criteria for Functionality of Supply Chain Management Process not yet done	Draft a list of criteria to measure SCM functionality. Report quarterly on progress made on improving functionality	Drafting of Criteria for Functionality of Supply Chain Management Process not yet done	Draft a list of criteria to measure SCM functionality. Report quarterly on progress made on improving functionality	List of Criteria not developed. Reporting monthly on SCM processes	None	None	Supply Chain Functionality Checklist SCM Policy Resolution

**Key Performance Indicators (KPIs) - Corporate Services Department**

KPA/ Theme	Strategic Objective	Programme	Departmental KPI	Baseline (end June 2013)	Target Sept '13	Actual Achieved 30 Sept '13	Target Dec '13	Actual Achieved Dec '13	Target Mar '14	Actual 31 Mar '14	Target Jun '14	Actual Achieved 30 Jun '14	Reason for deviation	Corrective Action	Means of verification	
BSD	Develop and build skilled and knowledgeable workforce	Capacity building and Training	# of employees successfully trained	119	105	35	165	36	185	2	230	172	Budget constraints	Financial recovery Plan to assist	Attendance Register	
		Capacity building and Training	Work place skills plan submitted to LGSETA by 30 Jun	30-Jun	Not applicable this quarter	Not applicable this quarter	Not applicable this quarter	Not applicable this quarter	Not applicable this quarter	Not applicable this quarter	Not applicable this quarter	30-Jun	30-Apr	WSP was submitted on the 30th of April 2014, the submission date has been changed from 30th of June to 30th April	None	Acknowledgement of receipt
		Capacity building and Training	Skills Audit Report finalised by 31 Dec	None	Not applicable this quarter	Not applicable this quarter	30-Dec	None	Not applicable this quarter	Not applicable this quarter	Not applicable this quarter	Not applicable this quarter	None	A tender to appoint a service provider was advertised however all the bidders quoted above threshold	None	Skills Audit Report
		Capacity building and Training	# of Senior managers successfully completed minimum competency levels	21 Senior Managers & 6 Cllrs	Not applicable this quarter	Not applicable this quarter	Not applicable this quarter	Not applicable this quarter	Not applicable this quarter	Not applicable this quarter	Not applicable this quarter	23	1	Financial constraints	Financial recovery Plan to assist	CPMD Training schedule
		Capacity building and Training	# of budgeted level 0-6 positions filled	81	84	129	86	133	89	143	92	147	None	n/a	Staff establishment	
		Labour Relations	# of Local Labour Forum (LLF) meetings	5	3	2	6	3	9	2	12	7	The last meeting was postponed on reasons that the meeting could not form a quorum	The meeting will be rescheduled for a future date	Minutes and Attendance register	
		Youth, Gender & Disability support	# of Jobs created by Municipal Capital projects for youth	1201	129	267	258	267	387	267	516	387	Capital Projects not implemented as planned	Project management to improve	Consolidated Job creation reports	
		Youth, Gender & Disability support	# of Jobs created by Municipal Capital projects for women	1263	178	180	355	180	533	180	710	543	Capital Projects not implemented as planned	Project management to improve	Consolidated Job creation reports	
		Youth, Gender & Disability support	# of Jobs created by Municipal Capital projects for disabled persons	21	7	7	13	7	20	7	26	11	Capital Projects not implemented as planned	Project management to improve	Consolidated Job creation reports	
GG	Attract and retain the best human capital to become employer of choice	Occupational Health and Safety	# OHS committee meetings	12	3	3	6	4	9	1	12	13	None	n/a	OHS reports	
		Organisational Design	Number of Section 57 posts vacant for more than three months	2	1	1	1	1	1	1	1	1	1	PED Position not yet filled	Shortlisting and appointment to be prioritised	Staff establishment
	Improve stakeholder satisfaction	Communication	# of media briefings arranged	2	1	1	2	2	3	4	4	2	Several informal sessions was held between GTM and the media houses	Media briefings to be held regularly	Register of publications	
		Communication	# of newsletters produced	0	1	1	2	1	3	2	4	1	Budget constraints	An Editorial Diary was developed with all the deadlines which will ensure that regular newsletters be distributed	Publications	
		Communication	# of statutory provisions complied with as contained in Section 75 (a-l) of MFMA within 5 days of approval	New indicator	12	7	12	12	12	12	12	23	None	n/a	Website update register	

### Key Performance Indicators (KPIs) - Corporate Services Department

KPA/ Theme	Strategic Objective	Programme	Departmental KPI	Baseline (end June 2013)	Target Sept '13	Actual Achieved 30 Sept '13	Target Dec '13	Actual Achieved Dec '13	Target Mar '14	Actual 31 Mar '14	Target Jun '14	Actual Achieved 30 Jun '14	Reason for deviation	Corrective Action	Means of verification
	Effective and Efficient administration	Public Participation	# of Mayoral (local) imbizos held	0	Not applicable this quarter	Not applicable this quarter	4 (1 per cluster)	2	Not applicable this quarter	Not applicable this quarter	4 (1 per cluster)	1	Political programmes inhibited the plans	Programme for Imbizos developed for 14/15	Minutes and Attendance register
		Council Support	# of Council meetings held	9	1	3	2	4	3	9	4	10	None	N/a	Minutes and attendance registers
		Council Support	# of EXCO meetings held	19	7	6	12	8	19	14	26	21	Scheduled meetings postponed due to other commitments of Council by members.	Corporate Calendar developed	Minutes and attendance registers
		Council Support	# of Cluster meetings held	91	27	16	54	24	81	47	108	54	Most Cluster meetings postponed due to the National election period.	Corporate Calendar developed	Committee meetings register
		Council Support	MPAC oversight report on Annual Report submitted to Council by 31 March	New indicator	Not applicable this quarter	Not applicable this quarter	Not applicable this quarter	Not applicable this quarter	31-Mar	27-Mar	Not applicable this quarter	27-Mar	None	n/a	Oversight Report Council Resolution
		Legal services	% of SLAs concluded within 5 days of information provided	New indicator	100%	New indicator	100%	New indicator	100%	(11)97%	100%	14(92)%	Contracts in MM's office awaiting signature.	Weekly follow-up will be done.	SLA register SLA's
		Legal services	% of SLAs signed within 10 days of receiving acceptance	New indicator	100%	New indicator	100%	New indicator	100%	(11) 97%	100%	14(92)%	Contracts in MM's office awaiting signature.	Weekly follow-up will be done.	SLA register SLA's
		Legal services	# of monthly contract management reports submitted	New indicator	3	New indicator	6	New indicator	9	Was referred to SCM	12	12	None	N/a	Contract Management Reports
GG / MFVM	Develop and build skilled and knowledgeable workforce	Capacity building and Training	% municipal budget for implementing Workplace Skills Plan	1.32%	Not applicable this quarter	Not applicable this quarter	Not applicable this quarter	Not applicable this quarter	Not applicable this quarter	Not applicable this quarter	1.00%	0.17%	None	N/a	Approved Departmental budget 31 May 201
	Increase financial viability	Budget management	% of departmental budget spent	101%	25%	31%	50%	56%	75%	76%	100%	99%	None	N/a	Monthly financial budget reports
GG/ MTO	Attract and retain the best human capital to become employer of choice	Human Resource Management	% Staff turnover	7.1%	Not applicable this quarter	Not applicable this quarter	Not applicable this quarter	Not applicable this quarter	Not applicable this quarter	Not applicable this quarter	6.6%	3.5%	None	N/a	Staff establishment
		Human Resource Management	% Employees that are female	30.9%	31%	31%	31%	36%	33%	37%	36%	34%	None	N/a	Employment Equity plan & compliance report
		Human Resource Management	% Employees that are youth	26.6%	28.0%	25.0%	29.1%	27.0%	31.0%	26.0%	26.6%	28.0%	None	N/a	Employment Equity plan & compliance report
		Human Resource Management	% Employees that are disabled	2%	2.0%	2.1%	2.1%	2.2%	2.1%	2.2%	2.2%	2.2%	None	N/a	Employment Equity plan & compliance report
		Human Resource Management	# of critical posts filled (MM, CFO, Engineer, Town Planner, Communications, CORP)	4	6	5	6	5	6	5	6	5	Post advertised and short listing completed.	Appointment to be finalised urgently	Staff establishment
		Human Resource Management	# of people from employment equity target groups employed in the three highest levels of management	27	Not applicable this quarter	Not applicable this quarter	Not applicable this quarter	Not applicable this quarter	Not applicable this quarter	Not applicable this quarter	Not applicable this quarter	27	27	None	N/a

**Key Performance Indicators (KPIs) - Corporate Services Department**

KPA/ Theme	Strategic Objective	Programme	Departmental KPI	Baseline (end June 2013)	Target Sept '13	Actual Achieved 30 Sept '13	Target Dec '13	Actual Achieved Dec '13	Target Mar '14	Actual 31 Mar '14	Target Jun '14	Actual Achieved 30 Jun '14	Reason for deviation	Corrective Action	Means of verification
GG/ PP	Improve stakeholder satisfaction	Ward Committees	# of monthly ward committee meetings	408	102	102	204	204	306	306	408	103	Most ward committees hold their meetings only once per quarter.	Ward Committee forum established to monitor the functionality of the	Register of Ward Committee Meeting Minutes
	Improve stakeholder satisfaction	Ward Committees	# Fully functional ward committees	34	34	34	34	34	34	34	34	34	CDWs do not attend meetings.	Template developed to assess functionality of the ward committees	Records of ward committee meetings
LED	Increased investment in the GTM economy	Expanded Public Works	# of work opportunities created through EPWP projects (FTE)	159	323	505	646	550	968	550	1291 (445)	588	Delayed implementation of projects	Supply Chain process challenges to be resolved	Project Reports

Quarterly targets per Project - Corporate Services Department

KPA/ Theme	Strategic Objective	Programme	Project	Planned end date	Opex 2013/2014	Capex 2013/2014	Qtr Ending Sept '13	Actual Activities concluded by 30 Sept	Qtr Ending - Dec '13	Actual Activities concluded by 31 Dec '13	Qtr Ending - Mar '14	Actual Activities concluded 31 Mar '14	Qtr Ending - Jun '14	Actual Activities concluded 30 June '14	Reason for deviation	Corrective Action	Means of verification
BSD	Enhance sustainable environmental management and social development	Special Programmes	Special Programmes Management	30/06/2014	R 350 000		Ensure that GTM coordinates Calendar days for special programmes and are mainstreamed	The Corporate Calendar is in place and all the special programmes are included in the Corporate Calendar	Ensure that GTM coordinates Calendar days for special programmes and are mainstreamed	Annual Youth Assembly held on 6 December 2013 Hotel @ Tzaneen *Provincial disability month held at Sekhukhune district on 3 December 2013 *Women in Business held at Karibu 28/08 *16 Days was postponed.	Ensure that GTM coordinates Calendar days for special programmes and are mainstreamed	Supported Human Rights day at Chuene's Poort.	Ensure that GTM coordinates Calendar days for special programmes and are mainstreamed	- Youth Council plenary was held on 10/04/2014 at Lerenyeye community Hall. - Disability Council was launched on 11 April 2014 at Tzaneen Travel Lodge. - Youth month celebrations was held locally at Runneymede Thusong Centre and provincially at Modimole. - 365 Days on no violence against women and children was held at Relela Community Hall.	None	N/a	Special Programmes Activity Plan Invitations Minutes/Reports and Attendance Registers
BSD/ MTO	Develop and build skilled and knowledgeable workforce	Capacity building and Training	Workplace Skills Plan	30/06/2014	R 1 000 000		Implement approved Work Place Skills plan. Procurement of service providers	WSP is being implemented. In the process of procuring as service provider for the Skills audit	Implement approved Work Place Skills plan. 50% Expenditure	WSP is being implemented to a limited extent	Conduct an annual training needs assessment (audit) by February. Consolidate training needs into the Work Place Skills Plan. Implement approved Work Place Skills plan. 75% Expenditure	Implement approved Work Place Skills Plan. 5.27% expenditure	Finalise the Workplace Skills Plan and implement. Submit to LG Seta by 30 June 2013. Develop a training implementation plan by 30 June 2013. Implement approved Work Place Skills plan. 100% Expenditure Submission of ATR by 30 June 2013.	100% expenditure for 2013/14 Workplace Skills Plan implementation. Workplace Skills Plan for 2014/15 and Training Report for 2013/14 was submitted on the 30th April 2014 to LGSETA.	Submitting to LGSETA on the 30th of April 2014 per the new regulations	N/a	LGSETA Claim form WSP ATR - proof of submission
GG/MTO	Attract and retain the best human capital to become employer of choice	Labour Relations	Local Labour Forum	30/06/2014			Coordinate monthly Local Labour Forum meetings.	Coordinated 2 Local Labour Forum meetings.	Coordinate monthly Local Labour Forum meetings.	3 LLF meeting conducted	Coordinate monthly Local Labour Forum meetings.	5 LLF meetings conducted	Coordinate monthly Local Labour Forum meetings.	7 LLF meetings conducted	Last meeting could not form a corum	To be rescheduled	Minutes of Meetings Attendance registers (12)
GG/MTO	Attract and retain the best human capital to become employer of choice	Labour Relations	Labour Relations management	30/06/2014			Ensure that all employees are workshopped on Conditions of service. Develop annual programme	Conducted one workshop on Labour Relations for Community Services. The development of annual programme in progress.	Ensure that all employees are workshopped on Conditions of service.	10 Workshops on Labour relations conducted	Ensure that all employees are workshopped on Conditions of service.	19 workshops conducted	Ensure that all employees are workshopped on Conditions of service.	22 Workshops conducted	None	N/a	Labour Relations workshop programme Attendance Registers
GG	Improve stakeholder satisfaction	Communication	Communication strategy	30/06/2014			Ensure that Communication Strategy is revised in consultation with all Departments. Ensure that all Official communication activities are in line with the approved strategy.	Communications Strategy has been reviewed in consultation with all departments and Councilors	Departmental consultations. Ensure that all Official communication activities are in line with the approved strategy	Council approved the Communication Strategy and all communication is monitored	Ensure that all Official communication activities are in line with the approved strategy	Monitoring compliance conducted on a continuous basis	Submit revised Communication strategy to Council for approval by 31 May. Ensure that all Official communication activities are in line with the approved strategy	Communication strategy approved by Council on the 05th November 2014. Resolution no: A53	None	N/a	Revised Communication Strategy -Council Minutes
GG	Improve stakeholder satisfaction	Regulatory Framework	Communication Policy	30/06/2014			Ensure that a Communication Policy is drafted	Communications Policy has been reviewed in consultation with all departments and Councilors	Ensure that a Communication Policy is drafted	Drafted and approved by Council during October 2013	Draft Communication Strategy ready for departmental consultations	Draft Communication Strategy ready	Submit Communication Policy to Council for approval by 31 May	Communication policy approved by Council on the 05th November 2014. Resolution no: A51	None	N/a	Communication Policy Council Minutes
GG	Improve stakeholder satisfaction	Customer care	Customer Call Centre (Mayoral Hotline)	30/06/2014			Ensure the Mayoral Hotline is established	Review of Specifications completed	Monitor progress with the Mayoral hotline system and provide technical assistance in consultation with the Service Providers	Specifications finalised awaiting advertisement in 3rd Qtr	Monitor progress with the Mayoral hotline system and provide technical assistance in consultation with the Service Providers	No progress	Monitor progress with the Mayoral hotline system and provide technical assistance in consultation with the Service Providers	Not implemented	No Budget available	Will ensure it will be budgeted for in the 2015/2016 Financial Year	Customer Care and Hotline activity Reports
GG	Improve stakeholder satisfaction	Public Participation	Public Participation management	30/06/2014			Draft Integrated Public Participation programme in consultation with all Departments and finalise by 31 July. Ensure implementation.	Integrated PP Programme not drafted. The Public Participation Programme was postponed due to non availability of politicians.	Monitor implementation of the Integrated Public Participation Programme	The draft is ready, waiting input from ward committee planned for February	Monitor implementation of the Integrated Public Participation Programme	Not done	Monitor implementation of the Integrated Public Participation Programme	Not done			Integrated Public Participation programme, Invitations Attendance Registers
GG	Effective and Efficient administration	Information management	Centralised Filing & Record Keeping	30/06/2014			Ensure that all employees utilise the centralised filing system and proper record keeping of all official documents	Internal workshop programme on Records and Electronic document management compiled and distributed to all the departments on 17September 2013.	Ensure that all employees utilise the centralised filing system and proper record keeping of all official documents	Induction workshop were conducted on 02 December 2013 and all Departments were in participation	Ensure that all employees utilise the centralised filing system and proper record keeping of all official documents	Induction workshop for new employees was conducted on 4 March 2014 to encourage the use of centralised filing and proper filing of municipal documentation.	Ensure that all employees utilise the centralised filing system and proper record keeping of all official documents	Communiqué issued on 11 April 2014 to encourage the centralised filing system and the safe-keeping of the municipal documentation.	None	N/a	Training Programme -Attendance Registers -Collaborator
GG	Effective and Efficient administration	Information management	Delegation of Authority	30/06/2014	R 250 000		Submit Revised Delegations Council for approval by 30 Sept. Arrange a Workshop on delegations	The revised Delegation of Authority was discussed during the Lekgotla meeting held between officials and Councilors and was further presented to Council for approval but referred back for further amendments	Monitor adherence to Delegations of Authority	Item was referred back from Council for adjustment	Monitor adherence to Delegations of Authority	The corrections was made to incorporate the new cluster committee structure before the report is submitted to Council for approval.	Monitor adherence to Delegations of Authority	Delegation of Authority taking place as per delegations approved by Council on 30/04/2014 (Resolution A24).	None	N/a	Council Resolution Revised Delegations Report
GG	Effective and Efficient administration	Information management	Computers and IT Equipment for the CFO's department	30/06/2014		R 200 000	Submit specifications to SCM by 30 July.	Seven Computers procured.	Procurement Process	Seven Computers and Five Laptops purchased	Payment for computers and IT equipment	No Procurement of Computers.	Computers & IT equipment procured	7 Computers and 5 Laptops were procured in the 2nd qtr. None during last quarter	None	N/a	*Asset register update

**Quarterly targets per Project - Corporate Services Department**

KPA/ Theme	Strategic Objective	Programme	Project	Planned end date	Opex 2013/2014	Capex 2013/2014	Qtr Ending Sept '13	Actual Activities concluded by 30 Sept	Qtr Ending - Dec '13	Actual Activities concluded by 31 Dec '13	Qtr Ending - Mar '14	Actual Activities concluded 31 Mar '14	Qtr Ending - Jun '14	Actual Activities concluded 30 June'14	Reason for deviation	Corrective Action	Means of verification
GG	Effective and Efficient administration	Information management	Purchase of Laptops	30/06/2014		R 84 000	Not applicable this quarter	30 Laptops procured.	Not applicable this quarter	Not applicable this quarter	Procure Laptops	Laptops not yet procured	Procure Laptops	30 Laptops were procured in the 1st Qtr.	None	N/a	Asset Register update
GG	Effective and Efficient administration	Management and Administration	Purchase office furniture, equipments and books for the Corporate Services department	30/06/2014		R 110 500	Procurement of furniture and books as and when the need requires	No Furniture purchased this quarter	Procurement of furniture and books as and when the need requires	Furniture procured (conference table, reception desks etc.) Not all received yet.	Procurement of furniture and books as and when the need requires	Local Government Libraries (books) purchased for EXCO members during February 2014.	Procurement of furniture and books as and when the need requires	Furniture procured (conference table, reception desks etc.) Local Government Libraries (books) purchased for EXCO members during February 2014.	Remaining Budget transferred to cover Legal Fees	None	Asset Register update
GG	Effective and Efficient administration	Regulatory Framework	Promulgation of By-laws	30/06/2014			Ensure that by-laws are promulgated. Monitor the public participation process and finalise by-laws for promulgation.	No Public Participation Process or Promulgation conducted during this quarter	Ensure that by-laws are promulgated. Monitor the public participation process and finalise by-laws for promulgation	26 By-Laws were reviewed awaiting public participation in the 3 quarter	Ensure that by-laws are promulgated. Monitor the public participation process and finalise by-laws for promulgation	26 By-Laws were reviewed awaiting public participation process in the 4th quarter	Ensure that by-laws are promulgated. Monitor the public participation process and finalise by-laws for promulgation	By-Laws and programme for Public Participation was prepared, but there was political intervention to postpone till further notice	Political Intervention	Will PPP Process in the 1st qtr of new financial year.	Government Gazette
GG / PP	Improve Stakeholder satisfaction	Ward Committees	Ward Committees Functionality	30/06/2014			Monitor support given to ward committees ensure that monthly reports are submitted and service delivery issues directed to the relevant department	Monthly reports are submitted Water issues and Electricity were referred to departments	Monitor support given to ward committees ensure that monthly reports are submitted and service delivery issues directed to the relevant department	CDF assist ward committee developing programme and also typing minutes	Monitor support given to ward committees ensure that monthly reports are submitted and service delivery issues directed to the relevant department	CDF assist ward committee developing programme and also typing minutes	Monitor support given to ward committees ensure that monthly reports are submitted and service delivery issues directed to the relevant department	408 Ward Committee meetings and 136 Community Feedback meetings were held.	None	N/a	Monthly WC reports



**Key Performance Indicators (KPIs) - Electrical Engineering Department**

KPA/ Theme	Strategic Objective	Programme	Departmental KPI	Baseline (end June 2013)	Target Sept '13	Actual Achieved 30 Sept '13	Target Dec '13	Actual Dec '13	Target Mar '14	Actual Achieved '31 Mar '14	Target Jun '14	Actual Achieved 30 Jun '14	Reason for deviation	Corrective Action	Means of verification
BSD	Improve access to sustainable and affordable services	Electricity Infrastructure	% of households with access to electricity	89.00%	Not applicable this quarter	Not applicable this quarter	91.5%	90.0%	Not applicable this quarter	Not applicable this quarter	94% (102377 of 108926)	91% (99 541 of 108 926)	3510 households not yet energised	Project expected to be completed during the 1st quarter of 2014/15	Electrification reports
	Optimise and sustain infrastructure investment and services	Cost Recovery	Electricity loss (kwh)	0	Not applicable this quarter	Not applicable this quarter	Not applicable this quarter	Not applicable this quarter	Not applicable this quarter	Not applicable this quarter	17% (65,292,342 kwh)	20.39% (75 262 386.9)	Administrative shortfall contributing to the technical losses	Administration on accounts to be investigated	Revenue reports
		Electricity network upgrade and maintenance	R-value electricity maintenance	R 36 240 806	R 8 077 469	R 9 813 942	R 20 193 673	R 19 898 629	R 32 309 876.80	R 29 830 013	R 40 387 346	R 38 932 678	None	n/a	Budget expenditure
		Electricity network upgrade and maintenance	Km of overhead lines rebuilt	20	3	0	3	0	6	0	12	0	Delayed Appointment of service providers	Project to be rolled over to 2014/15 financial year	Project Progress reports
		Electricity network upgrade and maintenance	Km of underground HT cable replaced	New indicator	Not applicable this quarter	Not applicable this quarter	Not applicable this quarter	Not applicable this quarter	Not applicable this quarter	Not applicable this quarter	10	0	Funds reallocated during adjustment	n/a	Project Progress reports
GG	Effective and Efficient administration	Management and Administration	# of departmental meetings	1	3	2	6	3	9	4	12	5	Excessive meetings not practical	4 meetings per annum as the new target.	Minutes and Attendance registers of Departmental meetings
GG / MFVM	Increase financial viability	Budget management	% of departmental budget spent	77%	25%	24%	50%	45%	75%	64%	100%	88%	None	n/a	Monthly financial budget reports
GG / MFVM	Increase financial viability	Expenditure Management	% of capital budget for electricity spent	97%	10%	4%	20%	14%	50%	22%	100%	43.9%	Late appointment of Service Providers (SCMU process and cash flow)	Accelerate appointments and fasttrack projects once approved	Expenditure report
GG / MFVM	Increase financial viability	Financial reporting	% of AG queries responded to within 3 working days	100%	Not applicable this quarter	Not applicable this quarter	100%	100%	Not applicable this quarter	Not applicable this quarter	Not applicable this quarter	100%	None	n/a	Register of Audit queries & corresponding reports
LED	Create a stable economic environment by attracting suitable investors	Electricity Infrastructure	Available MVA - Town	35MVA	Not applicable this quarter	35MVA	45MVA	35MVA	Not applicable this quarter	Not applicable this quarter	45MVA	45MVA	None	n/a	Asset register
		Electricity Infrastructure	Available MVA - Outlying	50MVA	Not applicable this quarter	50MVA	50MVA	50 MVA	Not applicable this quarter	Not applicable this quarter	50MVA	50MVA	None	n/a	Asset register
	Increased investment in the GTM economy	Expanded Public Works	# of EPWP work opportunities created through EED projects	New indicator	229	62	458	153	687	189	916	189	916 was impractical and unrealistic	916 has been reduced to 420 for in 2014/15 financial year.	Project reports

Quarterly targets per Project - Electrical Engineering Department

KPA/ Theme	Strategic Objective	Programme	Project	Planned end date	Opex 2013/2014	Capex 2013/2014	Qtr Ending Sept '13	Actual Activities concluded by 30 Sept '13	Qtr Ending - Dec '13	Actual Activities concluded by 31 Dec '13	Qtr Ending - Mar '14	Actual Activities concluded 31 Mar '14	Qtr Ending - Jun '14	Actual Activities concluded 30 June '14	Reason for deviation	Corrective Action	Means of verification
BSD	Improve access to sustainable and affordable services	Electricity Infrastructure Development	Electrification of Lekgwareng (215 units)	30/06/2014	R 2 200 000		Designs approved	Project at Construction Phase	Contractor appointed	Project at Construction phase (78%)	Project 50% completed	Project at Construction phase 89%	Project completed 215 units energised	Physical Construction Completed (89%)	Awaiting Eskom Outage to do Closing span	Project expected to be completed during the 1st quarter of 2014/15	Consultant Reports
		Electricity Infrastructure Development	Electrification of Mbekwana and Lwandlamuni (570 units)	30/06/2014	R 5 450 000		Designs approved	Project at Construction Phase	Contractor appointed	Lwandlamuni at Construction phase (61%) Mbekwana project on hold due to Community dispute (11%)	Project 50% completed	Lwandlamuni at Construction phase (89%) Mbekwana at construction phase (45%)	Project completed 570 units energised	Physical Construction at Lwandlamuni Completed (89%) Mbekwana at construction phase (80%)	Awaiting Eskom outage to do closing span at Lwandlamuni. Delays caused by amendment of contract due to increased scope at Mbekwana	Project expected to be completed during the 1st quarter of 2014/15	Consultant Reports
		Electricity Infrastructure Development	Split Meters (Mbekwana)	30/06/2014	R 4 500 000		Not applicable this quarter	Not applicable this quarter	Not applicable this quarter	Not applicable this quarter	Project 40% completed	Project at construction phase (45%)	Project completed 438 units energised	Project at construction phase (80%)	Delays caused by amendment of contract due to increased scope	Project expected to be completed during the 1st quarter of 2014/15	Consultant Reports
		Electricity Infrastructure Development	Electrification of Mohlaba Cross and Malekeke (564 units)	30/06/2014	R 5 350 000		Designs approved	Project at Design Stage	Contractor appointed	Designs approved	Project 50% completed	Project at construction phase (50%)	Project completed 564 units energised	Project at construction phase (80%)	Delays caused by lack of capacity in Eskom's network	Project expected to be completed during the 1st quarter of 2014/15	Consultant Reports
		Electricity Infrastructure Development	Electrification of households at Khuwana (Phase 1 and 2)	30/06/2014	R 13 919 000		Designs approved	Project at Design Stage	Contractor appointed	Designs approved	Project 50% completed	Project at construction phase (50%)	Project completed units energised in Phase 1 is 418 and 674 in Phase 2	Project at construction phase (68%)	Delayed project handover and rain	Project expected to be completed during the 1st quarter of 2014/15	Consultant Reports
		Electricity Infrastructure Development	Electrification of Dan Ext 2	30/06/2014	R 9 000 000		Appointment of service providers	Construction Completed Awaiting Energisation	Designs approved by ESKOM	Project completed and energised (546 units connected)	Electrification of 544 households in progress (50% complete)	Project completed and energised (546 units connected)	Electrification of 544 households completed	Project completed and energised (541 units connected)	No deviation	None	Monthly report
		Electricity Infrastructure Development	Electrification of households at Thapane	30/06/2014	R 4 565 000		Appointment of service provider	Project at Design Stage	Approval of designs	Designs approved	50% construction completed	Project at construction phase (45%)	Completed and energised (395 Units)	Project at construction phase (83%)	Delayed project handover and rain	Project expected to be completed during the 1st quarter of 2014/15	Progress reports Hand over certificate
		Electricity Infrastructure Development	Apollo lights at Dan village	30/06/2014		R 200 000	Identify specific position where Apollo light is required. Get permission from relevant stakeholders. Application for connection from ESKOM	Specifications drawn up, tender document complete, awaiting MM's approval for advertisement	Provide specifications to SCM and monitor procurement process	Bid evaluation done waiting for BAC to appoint	Monitor the installation of Apollo light by service provider, 50% construction completed	Consultants appointed waiting for Tender from one consultant to enable us to go out on tender for Contractors	Apollo lights in Dan Village completed	No Apollo lights erected	Estimated cost from Consultants is to high which makes the project not cost effective. Report given to MM to make contract a turn key project	Waiting for outcome from acting MM	Progress reports Hand over certificate
		Electricity Infrastructure Development	Apollo lights at Motupa village	30/06/2014		R 200 000	Identify specific position where Apollo light is required. Get permission from relevant stakeholders. Application for connection from ESKOM	Specifications drawn up, tender document complete, awaiting MM's approval for advertisement	Provide specifications to SCM and monitor procurement process	Bid evaluation done waiting for BAC to appoint	Monitor the installation of Apollo light by service provider, 50% construction completed	Consultants appointed waiting for Tender from one consultant to enable us to go out on tender for Contractors	Apollo lights in Motupa Village completed	No Apollo lights erected	Same as above	Waiting for outcome from acting MM	Progress reports Hand over certificate
		Electricity Infrastructure Development	Apollo lights at Nyagelani (Radioo) village	30/06/2014		R 200 000	Identify specific position where Apollo light is required. Get permission from relevant stakeholders. Application for connection from ESKOM	Specifications drawn up, tender document complete, awaiting MM's approval for advertisement	Provide specifications to SCM and monitor procurement process	Bid evaluation done waiting for BAC to appoint	Monitor the installation of Apollo light by service provider, 50% construction completed	Consultants appointed waiting for Tender from one consultant to enable us to go out on tender for Contractors	Apollo lights in Nyagelani Village completed	No Apollo lights erected	Same as above	Waiting for outcome from acting MM	Progress reports Hand over certificate
Electricity Infrastructure Development	Apollo lights at Tickyline village	30/06/2014		R 200 000	Identify specific position where Apollo light is required. Get permission from relevant stakeholders. Application for connection from ESKOM	Specifications drawn up, tender document complete, awaiting MM's approval for advertisement	Provide specifications to SCM and monitor procurement process	Bid evaluation done waiting for BAC to appoint	Monitor the installation of Apollo light by service provider, 50% construction completed	Consultants appointed waiting for Tender from one consultant to enable us to go out on tender for Contractors	Apollo lights in Tickyline Village completed	No Apollo lights erected	Same as above	Waiting for outcome from acting MM	Progress reports Hand over certificate		
Electricity Infrastructure Development	Apollo lights at Moruji	30/06/2014		R 200 000	Identify specific position where Apollo light is required. Get permission from relevant stakeholders. Application for connection from ESKOM	Specifications drawn up, tender document complete, awaiting MM's approval for advertisement	Provide specifications to SCM and monitor procurement process	Bid evaluation done waiting for BAC to appoint	Monitor the installation of Apollo light by service provider, 50% construction completed	Consultants appointed waiting for Tender from one consultant to enable us to go out on tender for Contractors	Apollo lights in Moruji Village completed	No Apollo lights erected	Same as above	Waiting for outcome from acting MM	Progress reports Hand over certificate		

Quarterly targets per Project - Electrical Engineering Department

KPA/ Theme	Strategic Objective	Programme	Project	Planned end date	Opex 2013/2014	Capex 2013/2014	Qtr Ending Sept '13	Actual Activities concluded by 30 Sept	Qtr Ending - Dec '13	Actual Activities concluded by 31 Dec '13	Qtr Ending - Mar '14	Actual Activities concluded 31 Mar '14	Qtr Ending - Jun '14	Actual Activities concluded 30 June '14	Reason for deviation	Corrective Action	Means of verification
		Electricity Infrastructure Development	Purchase electrical equipment	30/06/2014		R 30 000	Not applicable this quarter	Not applicable this quarter	Not applicable this quarter	No procurement done	Procure equipment as and when required	Amount of R5512.44 was spent on ladders and equipment	Procure equipment as and when required	Amount of R13412.24 were spend equipment including Insulation meters.	No deviation as equipment is procured when needed.	None	Proof of purchase
		Electricity network upgrade and maintenance	Service Contribution	30/06/2014		R 15 000 000	Not applicable this quarter	Not applicable this quarter	Not applicable this quarter	Utilised primarily on Capacity project	Identification and planning of projects	Funds not yet available. To be reported end of 4th quarter.	Ensure that service contribution funds received are allocated to projects	Funds to be rolled over to 14/15 financial year for the Capacity Project	Unavailability of funds	Allocate funds to infrastructure projects	Correspondence with CFO
		Electricity network upgrade and maintenance	Energy efficiency and demand	30/06/2014		R 7 000 000	Draft Request for proposal and submit to SCM for Procurement of a consultant	Consultant appointed. Started process for baseline information and report to DOE	Appoint service provider for energy efficiency	Tenders closed in December 2013. Contractor to be appointed before end of February 2014	Service provider appointed for implementation of Energy Efficiency and Demand Audit Recommendations	Tenders closed in December 2013. Contractor to be appointed in May 2014	Monitor the implementation of recommendations of energy audit report. 25% of energy saving plan implemented.	Contractor Appointed in June 2014	Late appointment of Service Providers (SCMU process and cash flow)	Accelerate appointments and fasttrack projects once approved.	Energy Audit Report Consultant Appointment Letter
		Electricity network upgrade and maintenance	Rebuilding of Lines- Atherstone sub - redbank and Enslin (12km)	30/06/2014		R 2 160 000	Draft specifications and submit to Supply Chain for procurement process	No progress	Appointment of service provider	Survey complete, will move substation and rebuild Grysapel line	Pegging and initial ground work	Busy with appointment of service provider	Instruction to contractor and implementation	BEC evaluation was done recommendation were done waiting for appointment of service provider	Delayed Appointment of service providers	Project to be rolled over to 2014/15 financial year	Specifications Progress Reports Proof of payment
		Electricity network upgrade and maintenance	Electricity capacity building - Avis old SAR to Power station	30/06/2014		R 2 000 000	Design and technical specifications completed submit to SCM.	Capital not available due to cash flow problem. Consultant started with compilation of tender documents on own risk.	Appointment of service provider	Final designs in progress	Procurement of a contractor	Procurement of Contractor initiated	Contractor appointed and material acquired. (20% progress)	SCMU Process to appoint Contractor	Late appointment of Service Providers (SCMU process and cash flow)	Accelerate appointments and fasttrack projects once approved.	*Technical Spect to SCM correspondence *Progress Reports *Invoices
		Electricity network upgrade and maintenance	SAB Re-routing of HT Cable NERSA Audit	30/06/2014		R 800 000	Determine route for new cable	Cable route determined. Will start with procurement for excavations	Not applicable this quarter	Cable procured waiting for Contractors to open trench and lay pipes then cable will be laid in the same trench R231 770.00 spend	Procurement of cable	Amount of R696770 was spent on cable and machinery equipment for the routine of the cable	Installation of cable	All materials and equipment were procured	Waiting for availability of Backactor from ESD open trench R465000 were transferred to ESD	EED dependant on ESD will continue to liaise with them to secure Backactor	Progress Reports
		Electricity network upgrade and maintenance	Renewal R and M on airconditioners	30/06/2014		R 40 000	Renewal of airconditioners as and when the need requires	Airconditioners will be replaced as and when needed	Renewal of airconditioners as and when the need requires	SCMU to advertise for service provider	Renewal of airconditioners as and when the need requires	List of new airconditioners given to SCMU to advertise for appointment of service provider	Renewal of airconditioners as and when the need requires	BEC evaluation was done, recommendation were done. Contractor only appointed in June	Contractor only appointed in June 2014	Contractor was appointed in June 2014	Update Asset Register
		Electricity network upgrade and maintenance	Renewal Repairs and Maintenance on distribution network	30/06/2014		R 3 000 000	Identify lines to be rebuilt and procure service provider and implement	Not applicable this quarter	Identify lines to be rebuilt and procure service provider and implement	Miscellaneous repairs and maintenance	Identify lines to be rebuilt and procure service provider and implement	Ongoing repairs and maintenance of overhead power lines.	Identify lines to be rebuilt and procure service provider and implement	Ongoing repairs and maintenance of overhead power lines.	No deviation	None	Progress Reports
		Electricity network upgrade and maintenance	Renewal, Repairs and Maintenance on pre paid meters	30/06/2014		R 500 000	Replace old technology with new meters and equipment. 41 connections replaced	Project halted due to cash flow problems. 13 Data Concentrators installed as infrastructure for the prepaid system.	Replace old technology with new meters and equipment. 82 connections replaced	45 Connections completed, project halted due to financial constraints	Replace old technology with new meters and equipment. 60 connections completed and order placed for data concentrators	63 Connections completed, order placed for 37 Data Concentrators	Replace old technology with new meters and equipment. 90 connections completed and concentrators installed	Replacing old technology. 83 Connections completed. 37 Data Concentrators to be installed in 14/15 financial year	Human Resource limitations, budgeted positions not filled	Personnel shortage to be addressed by HR	Progress Reports
		Electricity network upgrade and maintenance	Installation of New Automatic reclosers	30/06/2014		R 300 000	Not applicable this quarter	Not applicable this quarter	Procurement of 1 Automatic Recloser	Auto-Reclosers ordered	Installation of Automatic Recloser and commissioning	Auto- Recloser installed and commissioned	Not applicable this quarter	Auto- Recloser installed and commissioned	No deviation	None	Progress Reports Asset register
		Electricity network upgrade and maintenance	New Double garage to house protection equipment	30/06/2014		R 150 000	Plan and drawing of building plan and bill of quantities.	Project will move to next quarter due to availability of funds	Submit specifications to SCM and procure service provider	Technical Specs prepared	Appointment and construction of garage	Site meeting was held with Building section to discuss plans for double Garage	Double garage completed	No Activities	Could not get building plan for double garage from Civil Engineering Department and funds was later removed during the adjustment	None	Building plan Asset Register update

### Key Performance Indicators (KPIs) - Engineering Services Department

KPA/ Theme	Strategic Objective	Programme	Departmental KPI	Baseline (end June 2013)	Target Sept '13	Actual Achieved 30 Sept '13	Target Dec '13	Actual Dec '13	Target Mar '14	Actual Mar '14	Target Jun '14	Actual Achieved 30 Jun '14	Reason for deviation	Corrective Action	Means of verification
BSD	Improve access to sustainable and affordable services	Building Control	# of contravention notices issued to decrease non-compliance to building regulations	90	not applicable this quarter	Not applicable this quarter	Not applicable this quarter	Not applicable this quarter	not applicable this quarter	Not applicable this quarter	80	50	The number of notices was reduced to less than what was targeted	On going process regular monitoring and issuing of notices reduces non compliance	Register of contraventions
BSD	Improve access to sustainable and affordable services	Roads and Storm water Infrastructure Development	Km of roads tarred	9	Not applicable this quarter	Not applicable this quarter	not applicable this quarter	13	Not applicable this quarter	Not applicable this quarter	19	15km	Projects on arbitration	Management of resolve challenges urgently	Road Progress Reports (Senakwe & Sasekani, Ramotshinvadi)
BSD	Optimise and sustain infrastructure investment and services	Water and Sewer maintenance and upgrade	% reduction in distribution losses (water) (Tzaneen, Haenertsburg, Letsitele)	20%	Not applicable this quarter	Not applicable this quarter	Not applicable this quarter	Not applicable this quarter	Not applicable this quarter	Not applicable this quarter	10%	17.8%	None	Improved recycled water from ponds	Water distribution reports
GG	Effective and Efficient administration	Management and Administration	# of departmental meetings	0	3	3	6	2	9	2	12	10	No meetings in Dec & Jan	None	Minutes and Attendance registers of Departmental meetings
GG / MFVM	Increase financial viability	Budget management	% of departmental budget spent	84%	25%	25%	50%	51%	75%	68%	100%	92%	Budget adjustment	n/a	Monthly financial budget reports
GG / MFVM	Increase financial viability	Budget management	% MIG funding spent	92%	10%	17%	50%	35%	75%	60%	100%	77%	Supply Chain delays	Finance Cluster meeting to address the issue	Budget printout
LED	Increased investment in the GTM economy	Expanded Public Works	# of EPWP work opportunities created through ESD projects	930	229	220	458	324	687	371	916	367	Projects not implemented as planned	Supply Chain process to be improved	EPWP reports

Quarterly targets per Project - Engineering Services Department

KPA/ Theme	Strategic Objective	Programme	Project	Planned end date	Opex 2013/2014	Capex 2013/2014	Qtr Ending Sept '13	Actual Activities concluded by 30 Sept	Qtr Ending - Dec '13	Actual Activities concluded by 31 Dec '13	Qtr Ending - Mar '14	Actual Activities concluded 31 Mar '14	Qtr Ending - Jun '14	Actual Activities concluded 30 June '14	Reason for deviation	Corrective Action	Means of verification
BSD	Improve access to sustainable and affordable services	Roads and Storm water Infrastructure Development	Sasekani to Nkowanokwa D Tar Road	30/06/2014		R 21 750 094	7.2km Tar road completed	0 km	Not applicable this quarter	The contractor resumed the works on the 4th of November 2013. Very little progress has been made as there was a lot of rain interruptions	Physical Progress at 75%	The contractor busy with roadbed, fill layers and subbase (49% Progress)	7.2km Tar road completed	The contractor is busy tipping for the base layer. (81% Physical Progress)	Arbitration processes	Still managing the contractor on site while awaiting the outcome of the arbitration.	Completion certificate
		Roads and Storm water Infrastructure Development	Mafarana, Nisako, Bonn to Sedan Tar Road (2km)	30/06/2014		R 25 445 601	Monitor the construction of a tar road and report progress expenditure at 45%	Expenditure is at 19%	Monitor the construction of a tar road and report progress expenditure at 90%	Progress Expenditure is at 25%. The contractor is busy with roadbed preparation, placing of subbase material on other section and bedding for the culverts. (36% Progress)	5km tar road completed. Expenditure at 100%	The contractor busy with selected layers, placing of subbase material on other section and construction of culverts. (64% Progress)	5km tar road completed. Expenditure at 100%	The contractor is busy with stabilization of base layer from cho.00 to ch3000.00, placing of base material on other section and construction of culverts. (79% Physical Progress)	Slow progress by the contractor and rain interruptions affected the progress.	The contractor is working over weekends. Extension of time approved.	Completion certificate
		Roads and Storm water Infrastructure Development	Nkowanokwa C - Ring Road	30/06/2014		R 3 500 000	Nkowanokwa Ring Road completed	Earth works and road bed	Not applicable this quarter	Finishing the base and Sealing	Construction, road completed by 30 April	Contractor busy with the final touches and the road is open to the public. (90% physical Progress)	Site handover	Project on practical completion	Delay due to contractor slow progress	Contractor was on penalties	Completion certificate
		Roads and Storm water Infrastructure Development	Agatha street (Tzaneen) Refurbishment	30/06/2014		R 625 000	Procurement of a contractor	contractor not yet appointed.	Refurbishment completed	Consultant busy with the investigations	Investigations in progress	Investigations concluded	Investigations concluded	Investigations concluded only	Budget was redirected during budget adjustment	n/a	Progress Reports Completion Certificates
		Roads and Storm water Infrastructure Development	Sapekoe drive (Tzaneen) Refurbishment - phase 1	30/06/2014		R 625 000	Procurement of a contractor	contractor not yet appointed.	Refurbishment completed	Consultant appointed, busy with investigations	Investigations in progress	Investigations concluded	Investigations concluded	Investigations concluded only	Budget was redirected during budget adjustment	n/a	Progress Reports Completion Certificates
		Roads and Storm water Infrastructure Development	Khayalami street (Nkowanokwa) Refurbishment - phase 1	30/06/2014		R 625 000	Procurement of a contractor	contractor not yet appointed.	Refurbishment completed	Waiting for the appointment of the consultant	Investigations in progress	Investigations concluded	Investigations concluded	Investigations concluded only	Budget was redirected during budget adjustment	n/a	Progress Reports Completion Certificates
		Roads and Storm water Infrastructure Development	Bankuna street (Nkowanokwa) Refurbishment - phase 1	30/06/2014		R 625 000	Procurement of a contractor	contractor not yet appointed.	Refurbishment completed	Waiting for the appointment of the consultant	Investigations in progress	Investigations concluded	Investigations concluded	Investigations concluded only	Budget was redirected during budget adjustment	n/a	Progress Reports Completion Certificates
		Roads and Storm water Infrastructure Development	Senakwe (Mantswa) to Morapalala Tar (Phase 2)	30/06/2014		R 19 921 851	Construction, expenditure at 25%	Construction expenditure is at 69%. Physical progress is at 45%	Construction, expenditure at 50%	Construction expenditure is at 55%	Construction, expenditure at 75%	The contractor is busy with layer works at the intersection and fill at the main culvert next to the cut. Rock issue has not yet been solved, waiting for management. (57% Progress)	6.8km tar road completed, 99% expenditure	Contractor busy with layer works at the intersection and fill at the three main culverts. (68% Physical Progress)	Rain delayed the progress and the rock issue has not yet been solved	Extension of time approved.	Completion certificate
		Roads and Storm water Infrastructure Development	Thapane to Moruji Tar	30/06/2014		R 15 484 031	Construction, expenditure at 25%	5% professional fees expenditure and 0% construction	Construction, expenditure at 50%	Still awaiting the appointment of the contractor	Construction, expenditure at 75%	The contractor is busy with site establishment, clearing and grabbing. (9% Progress)	11.5km Tar road completed, expenditure at 99%	Contractor is 100% complete with site establishment, clearing and grubbing is 100% complete from km0.00 to km5.00 and 29% with bulk earthworks from km0.00 to km5.00. Very little progress done. (17% Physical Progress)	Slow progress by the contractor and late appointment of the contractor.	Contractor has brought two teams on site.	Completion certificate
Roads and Storm water Infrastructure Development	Matupa Low Level bridge	30/06/2014		R 1 025 000	Not applicable this quarter	Not applicable this quarter	Not applicable this quarter	Foundations completed	Concrete works completed	All concrete works completed. Contractor busy with backfilling.	Project completed	Project 98% completed contractor is busy with concrete approach slabs	On practical completion	n/a	Completion certificate		

Quarterly targets per Project - Engineering Services Department

KPA/ Theme	Strategic Objective	Programme	Project	Planned end date	Opex 2013/2014	Capex 2013/2014	Qtr Ending Sept '13	Actual Activities concluded by 30 Sept	Qtr Ending - Dec '13	Actual Activities concluded by 31 Dec '13	Qtr Ending - Mar '14	Actual Activities concluded 31 Mar '14	Qtr Ending - Jun '14	Actual Activities concluded 30 June '14	Reason for deviation	Corrective Action	Means of verification
		Roads and Storm water Infrastructure Development	Thako to Selofwe low level bridge	30/06/2014		R 950 000	Not applicable this quarter	Not applicable this quarter	Not applicable this quarter	Foundations completed	Concrete works completed	Foundations and concrete works completed and contractor busy with layer works	Project completed	Project is 98% completed contractor is busy with stone pitching	None	n/a	Completion certificate
		Roads and Storm water Infrastructure Development	Mopye Local Level bridge	30/06/2014		R 1 380 000	Not applicable this quarter	Not applicable this quarter	Not applicable this quarter	Earthworks completed	Reinforcing of concrete slab completed	Reinforcing of concrete slab completed and contractor busy with concrete works	Project completed	Project is 70% completed contractor is busy with back filling of the road	Slow progress by the contractor	In process of applying penalties	Completion certificate
		Roads and Storm water Infrastructure Development	Politsi Low Level bridge	30/06/2014		R 2 200 000	Not applicable this quarter	Not applicable this quarter	Not applicable this quarter	Project at tender stage	Contractor appointed	Contractor appointed and busy with site establishment.	Mass earth works completed	Project on hold	Community disputing the location of the project	Mayors office has intervened and is in consultation with the community	Completion certificate
		Roads and Storm water Infrastructure Development	Rikhotso, Khwekhwe, Mokonyane and Mawa Block 12 low level bridges	30/06/2014		R 2 000 000	Not applicable this quarter	Not applicable this quarter	Not applicable this quarter	Designs are completed	Advertisement for appointment of a contractor	Construction will take place during 2014/15 financial year.	Appointment of contractor.	Designs completed Environmental impact assessment consultant is busy with E/A processes	Insufficient funds for completion during 13/14, scheduled for roll-over to 14/15	Budget provision for Mawa Block 12 and Mokonyane in 14/15	Completion certificate
		Roads and Storm water Infrastructure Development	Lenyeny Cemetery Road	30/06/2014		R 2 000 000	Not applicable this quarter	Not applicable this quarter	Not applicable this quarter	Specifications concluded.	Planning internally	Regraveling of the packing and the access road inside the graveyard completed	Construction of stone pitching and regraveling	Parking, road inside the cemetery regraveling of critical section, installation of stormwater pipes and stone pitching have been done	None	n/a	Completion certificate
		Roads and Storm water Infrastructure Development	Ramotshinyadi Road (Gravel to Tar)	30/06/2014		R 12 497 614	12.5 km of road completed	Road completed	Not applicable this quarter	Not applicable this quarter	Not applicable this quarter	Road completed	Not applicable this quarter	12.5km Road completed	None	n/a	Completion certificate
		Roads and Storm water Infrastructure Development	Claude Whealy road (Returfishment)	30/06/2014		R 13 143 296	Road 100% completed	92% completed. Taxi rank shelters and palisade fence still outstanding	Not applicable this quarter	Not applicable this quarter	Not applicable this quarter	Road completed	Road, Taxi rank shelters & Palisade fence completed	The road is on practical completion and open for use. Construction of Palisade fence has commenced and taxi roof canopies are still outstanding. (93% Physical)	Approval of the VO took long and delayed the progress on site. Clarity on shelters not yet received from management.	The contractor is now back on site completing the palisade fence and quotations of shelters have been obtained.	Completion certificate
Optimise and sustain infrastructure investment and services	Fleet management	Purchase a vehicle for the Speaker	30/06/2014		R 480 000	Procurement of vehicle for the speaker by 31 July	Evaluation stage	Not applicable this quarter	Adjudication stage	Not applicable this quarter	Service provider not yet appointed	Not applicable this quarter	Service provider not yet appointed	Delays in SCMU processes	SCMU to speed up appointment of service provider	Asset Register update	
	Water and Sewer maintenance and upgrade	Water & Sewer master plan	30/06/2014			Liaise with MDM & MISA on the drafting of a Water and Sewer Master plan, report progress	The process is going on and implemented by MISA through consultation with MDM	Liaise with MDM & MISA on the drafting of a Water and Sewer Master plan, report progress	The process of drafting Water Master Plan is going on and implemented by MISA in consultation with MDM	Liaise with MDM & MISA on the drafting of a Water and Sewer Master plan, report progress	The process of drafting Water Master Plan is going on and implemented by MISA in consultation with MDM	Liaise with MDM & MISA on the drafting of a Water and Sewer Master plan, report progress	The process is going on and implemented by MISA through consultation with MDM	None	None	Correspondence	
	Maintenance and upgrading of municipal buildings	Construction of a new carport at the Museum	30/06/2014		R 100 000	Construction of carport at the Museum	Busy with specifications and plans	Not applicable this quarter	SCMU to advertise for appointment of service provider	Not applicable this quarter	Service provider appointed and busy with implementation	Not applicable this quarter	The project is 90% completed	Delayed by SCMU processes	SCMU to speed up appointment of service provider	Completion certificate	
	Maintenance and upgrading of municipal buildings	Provision of parking at Waste Management offices	30/06/2014		R 10 000	Construction of a carport at Waste Management offices	Not yet constructed. Busy with specifications and plans	Not applicable this quarter	SCMU to advertise for appointment of service provider	Not applicable this quarter	service provider appointed and busy with implementation	Not applicable this quarter	100% completed	Delayed by SCMU processes	SCMU to speed up appointment of service provider	Completion certificate	
	Maintenance and upgrading of municipal buildings	Expansion of storage facility at Nkowanowa Testing Station and shelves	30/06/2014		R 40 000	Expansion of storage facility at Nkowanowa Testing Station and shelves completed	Busy with specifications and plans	Not applicable this quarter	SCMU to advertise for appointment of service provider	Not applicable this quarter	The project is implemented internally by maintenance team and busy with procurement of materials and other tools required to complete the project	Not applicable this quarter	The project is being implemented internally by maintenance team and the project is not completed yet	Delayed by User department as clarity on requirements had to be sought	User department to include implementing division when they budget for projects to avoid delays on the scope of work	Completion certificate	

Quarterly targets per Project - Engineering Services Department

KPA/ Theme	Strategic Objective	Programme	Project	Planned end date	Opex 2013/2014	Capex 2013/2014	Qtr Ending Sept '13	Actual Activities concluded by 30 Sept	Qtr Ending - Dec '13	Actual Activities concluded by 31 Dec '13	Qtr Ending - Mar '14	Actual Activities concluded 31 Mar '14	Qtr Ending - Jun '14	Actual Activities concluded 30 June '14	Reason for deviation	Corrective Action	Means of verification
		Maintenance and upgrading of municipal buildings	Convert H.C.R.W. storeroom into office/conference room in Tzaneen	30/06/2014		R 100 000	Conversion of H.C.R.W. storeroom into office/conference room in Tzaneen completed	Busy with specifications and plans	Not applicable this quarter	SCMU to advertise for appointment of service provider	Not applicable this quarter	Service provider appointed and busy with implementation	Not applicable this quarter	100 % completed	Delayed by SCMU processes	User department to include implementing division when they budget for projects to avoid delays on the scope of work	Completion certificate
		Maintenance and upgrading of municipal buildings	Upgrading and extension of trade license office	30/06/2014		R 40 000	Upgrading and extension of trade license office completed	Busy with specifications and plans	Not applicable this quarter	SCMU to advertise for appointment of service provider	Not applicable this quarter	Busy with procurement of materials and implementation of the project	Not applicable this quarter	The project is implemented internally by maintenance team and the project not completed yet	Delayed by User department as clarity on requirements had to be sought	User department to include implementing division when they budget for projects to avoid delays on the scope of work	Completion certificate
		Maintenance and upgrading of municipal buildings	Partitioning of Tourism Centre	30/06/2014		R 250 000	Investigate ownership of building	Investigations of building ownership has been finalised. Busy with specifications and interaction with the user department	Partitioning of Tourism Centre completed	SCMU to advertise for appointment of service provider	Not applicable this quarter	Busy with designs and procurement of materials for partition	Not applicable this quarter	Designs finalized busy with buying materials	Delayed by User department as clarity on requirements had to be sought	User department to include implementing division when they budget for projects to avoid delays on the scope of work	Completion certificate
		Maintenance of municipal assets	Renovation of Municipal Swimming Pool in Tzaneen	30/06/2014		R 6 892 000	Submit application to MIG by 31 July. Processing and approval	Application completed but not submitted to MIG	Planning and appointment of contractor	Consultant appointed and busy with designs	Construction of swimming pool, report progress	The project is on tender and will be closing on 23 May 2014.	Physical Construction of swimming pool at 35%	Tender closed on 23 May 2014 Bid Evaluation Committee still busy with the report	Slow progress by the SCMU	The process has passed the BEC and its now with the BAC	Progress Reports Completion certificate
		Maintenance of municipal assets	Upgrading of Lenyeny Stadium	30/06/2014		R 6 000 000	Submit application to MIG by 31 July. Processing and approval	Application submitted	Planning and appointment of contractor	Project registered with MIG. Consultant appointed	Implementation of upgrading programme, report progress	The project is on tender and will be closing on 23 May 2014.	Physical construction at 35%	Tender closed on 23 May 2014 Bid Evaluation Committee finished its report and now waiting for Bid Adjudication Committee	Slow progress by the SCMU	The process has passed the BEC and its now with the BAC	Progress Reports Completion certificate
		Roads & Storm water maintenance and upgrade	Roads masterplan Development	30/06/2014			Liaise with MISA on the drafting of a Road Master Plan. Report Progress	MISA appointed a consultant, but implementation will only start in April '14 (new financial year for MISA)	Liaise with MISA on the drafting of a Road Master Plan. Report Progress	Waiting for MISA consultants to start with the Drafting of the road Master plan	Liaise with MISA on the drafting of a Road Master Plan. Report Progress	MISA promised to make the funds available in 2014/15 municipality financial year.	Liaise with MISA on the drafting of a Road Master Plan. Report Progress	Waiting for MISA to appoint project service provider	Beyond GTM control	N/A	Progress Reports
		Roads & Storm water maintenance and upgrade	Water Tankers and TLBs	30/06/2014		R 1 656 704	Not applicable this quarter	Not applicable this quarter	Not applicable this quarter	Not applicable this quarter	Not applicable this quarter	Not applicable this quarter	Drafting of Specifications. Appointment of a service provider. Acquisition of a water tanker and TLBs concluded	Project was advertised and closed on the 27th of June	Delayed by SCMU processes	SCMU to speed up appointment of service provider	Asset Register update
		Water and Sewer maintenance and upgrade	BlueDrop Water Certification (BDC)	30/06/2014			Maintain blue drop status by monitoring compliance to SANS 241:2011 at Tzaneen & Letsitele water system. Develop water safety plans and policies for Nkowanokwa and Lenyeny to secure BDC	The Blue Drop assessment is due on the 30 October 2013: The SANS 241: 2011 Samples are being taken for all five towns: Water Safety Plan to be Reviewed in December 2013	Maintain blue drop status by monitoring compliance to SANS 241:2011 at Tzaneen & Letsitele water system. Implement water safety plans and policies for Nkowanokwa and Lenyeny to secure BDC	The BDC status is being maintained through compliance monitoring as per SANS 241:2011 at Tzaneen & Letsitele water system. Implement water safety plans and policies for Nkowanokwa and Lenyeny to secure BDC	Maintain blue drop status by monitoring compliance to SANS 241:2011 at Tzaneen & Letsitele water system. Implement water safety plans and policies for Nkowanokwa and Lenyeny to secure BDC	The BDC status is being maintained through compliance monitoring as per SANS 241:2011 at Tzaneen & Letsitele water system. Implement water safety plans and reviews to secure BDC	Maintain blue drop status by monitoring compliance to SANS 241:2011 at Tzaneen & Letsitele water system. Implement water safety plans and policies for Nkowanokwa and Lenyeny to secure BDC	Blue Drop improvement plan in place but no performance report available yet	Minister to release the report	N/A	Water Quality reports Policies

Quarterly targets per Project - Engineering Services Department

KPA/Theme	Strategic Objective	Programme	Project	Planned end date	Opex 2013/2014	Capex 2013/2014	Qtr Ending Sept '13	Actual Activities concluded by 30 Sept	Qtr Ending - Dec '13	Actual Activities concluded by 31 Dec '13	Qtr Ending - Mar '14	Actual Activities concluded 31 Mar '14	Qtr Ending - Jun '14	Actual Activities concluded 30 June'14	Reason for deviation	Corrective Action	Means of verification	
		Water and Sewer maintenance and upgrade	GreenDrop Certification (GDC)	30/06/2014				Develop plans for waste water management to secure GDC for Tzaneen & Nkawkowa and Lenyenye. Monitor activities to ensure adherence to SANS 241:2011		The Green Drop assessment is due on the 30 October 2014. Risk abatement Plan is available and in place, the plan has been sent to council for adoption.	Develop plans for waste water management to secure GDC for Tzaneen & Nkawkowa and Lenyenye. Monitor activities to ensure adherence to SANS 241:2011	Develop plans for waste water management to secure GDC for Tzaneen & Nkawkowa and Lenyenye. Monitor activities to ensure adherence to SANS 241:2011	Develop plans for waste water management to secure GDC for Tzaneen & Nkawkowa and Lenyenye. Monitor activities to ensure adherence to SANS 241:2011	Develop plans for waste water management to secure GDC for Tzaneen & Nkawkowa and Lenyenye. Monitor activities to ensure adherence to SANS 241:2011	Green Drop improvement plan in place but no performance report available yet	Minister to release the report	N/A	*Waste Water Management Plan *Waste Water Quality reports
		Water and Sewer maintenance and upgrade	Water Service Authority	30/06/2014				Follow-up with COGSTA on progress with GTM Service Authority Status recommendation and report progress	Not done	Follow-up with COGSTA on progress with GTM Service Authority Status recommendation and report progress	Council had resolved that GTM's PMT will meet with Mopani District Municipality Mayoral Committee	Follow-up with COGSTA on progress with GTM Service Authority Status recommendation and report progress	Follow-up with COGSTA on progress with GTM Service Authority Status recommendation and report progress	Follow-up with COGSTA on progress with GTM Service Authority Status recommendation and report progress	Council had resolved that GTM's PMT will meet with Mopani District Municipality Mayoral Committee.	None	N/A	Correspondence
GG	Effective and Efficient administration	Management and Administration	Purchase and Installation of Air conditioners for the Corporate Services Department	30/06/2014		R 60 000		Procurement of air conditioners for CORP	Busy with specifications	Not applicable this quarter	Procurement underway.	Not applicable this quarter	Procurement in process, waiting for Service provider to deliver.	Not applicable this quarter	Waiting for appointment for service provider	Delays in SCMU processes	SCMU to speed up appointment of service provider	Asset Register update



**Key Performance Indicators (KPIs) - Community Services Department**

KPA/Theme	Strategic Objective	Programme	Departmental KPI	Baseline (end June 2013)	Target Sept '13	Actual Achieved 30 Sept '13	Target Dec '13	Actual Achieved Dec '13	Target Mar '14	Actual Achieved 31 Mar '14	Target Jun '14	Actual Achieved 30 Jun '14	Reason for deviation	Corrective Action	Means of verification	
BSD	Effective and Efficient administration	Safety and Security	# of theft cases from council buildings	New indicator	0	0	0	1	0	3	0	4		Number of cases reduced due to strengthening of security with surveillance cameras	Theft & damages register	
	Improve access to sustainable and affordable services	Cemetery development	# of new cemeteries developed	0	Not applicable this quarter	1	Not applicable this quarter	1	Not applicable this quarter	Not applicable this quarter	2	1	Land for Nkowanowa cemetery not yet received from PED. Lenyenye cemetery is not yet recognised as full fledged cemetery because boundaries are still a challenge and the G24 Rectification process is still outstanding. There is no Establishment Notice. Only 2500 m² developed and burials are taking place between Moime and Mkhawane Cross	PED to pursue the land issue from the neighbour farm to extend the Nkowanowa cemetery. The Lenyenye cemetery size matter is with the office of the Acting MM to finalise.	Lenyenye & Nkowanowa Cemetery Establishment Notice	
		Traffic Services	Traffic fine collection rate [(Rand value received for fines/ R value of fines issued as (%)]	60%	70%	50%	70%	60%	70%	45%	70%	70%	No cashier on site	None	Revenue reports	
		Traffic Services	# of planned road blocks	0	13	23	26	25	39	40	52	15	More detailed road blocks	Joint with Province	Roadblock schedule Reports	
		Waste Management	R-value spent on waste management	actual awaited	R 13 519 906.06	R 10 998 815.16	R 27 039 812.11	R 21 997 630.32	R 40 559 718.17	R 37 387 436.00	R 54 079 624.22	R 50 599 965	Due to "Cash-flow" constraints expenditure was controlled	None	Monthly reports	
		Waste Management	% Households with access to basic level of solid waste management services	12%	Not applicable this quarter	12%	12%	10%	Not applicable this quarter	Not applicable this quarter	12%	11%	Stats SA 2011 was reconciled	n/a	Solid waste Service schedules	
		Waste Management	# of service areas (rural waste) serviced (EPWP)	7	7	7	7	7	7	7	7	7	None	N/a	Rural Waste service schedules Monthly Reports	
		Enhance sustainable environmental management and social development	Environmental Health management	% compliance to the environmental legislation checklist	76%	Not applicable this quarter	Not applicable this quarter	Not applicable this quarter	Not applicable this quarter	Not applicable this quarter	Not applicable this quarter	80%	90%	High % achieved due to the continued improvement in the management of the landfill site	None	Environmental Checklist
			Environmental Health management	% of water samples that comply with SANS 0241	80%	80%	78%	80%	79%	80%	82%	80%	86%	None	N/a	Water quality lab reports
	GG	Effective and Efficient administration	Management and Administration	# of departmental meetings	3	3	3	6	5	9	14	12	8	None	N/a	Minutes and Attendance registers of Departmental meetings
GG / MFVM	Increase financial viability	Budget management	% of departmental budget spent	99%	25%	23%	50%	50%	75%	74%	100%	101%	None	N/a	Monthly financial budget reports	
LED	Increased investment in the GTM economy	Expanded Public Works	# of EPWP work opportunities created through CSD projects	New indicator	42	223	84	223	126	381	168	247	None	N/a	Projects Report	

Quarterly targets per Project - Community Services Department

KPA/ Theme	Strategic Objective	Programme	Project	Planned end date	Opex 2013/2014	Capex 2013/2014	Qtr Ending Sept '13	Actual Activities concluded by 30 Sept	Qtr Ending - Dec '13	Actual Activities concluded by 31 Dec '13	Qtr Ending - Mar '14	Actual Activities concluded by 31 Mar '14	Qtr Ending - Jun '14	Actual Activities concluded 30 June '14	Reason for deviation	Corrective Action	Means of verification
BSD	Improve access to sustainable and affordable services	Traffic Services	GTM Law Enforcement	30/06/2014			Ensure that Traffic Law Enforcement is implemented in the GTM area. Report areas covered	Areas covered are Tzaneen, Letsitele, Naphuno and Nkwankowa	Ensure that Traffic Law Enforcement is implemented in the GTM area. Report areas covered	Areas covered are Tzaneen, Letsitele, Naphuno, Nkwankowa, Georges Valley and Magoebaskoof roads.	Ensure that Traffic Law Enforcement is implemented in the GTM area. Report areas covered	Areas covered are Tzaneen, Letsitele, Naphuno, Nkwankowa, Georges Valley and Magoebaskoof roads.	Ensure that Traffic Law Enforcement is implemented in the GTM area. Report areas covered	Areas covered are Tzaneen, Letsitele, Naphuno, Nkwankowa, Georges Valley and Magoebaskoof roads. Roadblocks, Scholar patrol duties joint with Province	None	N/a	Law Enforcement Implementation Programme Monthly Reports
		Waste management	Waste Management Service in rural areas	30/06/2014			Ensure that Waste Management in rural areas is implemented. Report progress monthly	Waste Management in rural areas is implemented by means of C.B.P's (Community Based Projects registered i.t.o. Sec. 25 as "Transporters of Waste" in 7 Rural W.S.A's (Waste Services Areas)	Ensure that Waste Management in rural areas is implemented. Report progress monthly	Waste Management in rural areas is implemented by means of CBPs (Community Based Projects registered i.t.o. Sec. 25 as "Transporters of Waste") in 7 Rural WSAs (Waste Service Areas)	Ensure that Waste Management in rural areas is implemented. Report progress monthly	Waste Management in rural areas is implemented by means of CBPs (Community Based Projects registered i.t.o. Sec. 25 as "Transporters of Waste") in 7 Rural WSAs (Waste Service Areas)	Ensure that Waste Management in rural areas is implemented. Report progress monthly	Waste Management in rural areas is only implemented by means of CBPs (Community Based Projects registered i.t.o. Sec. 25 as "Transporters of Waste") in 7 Rural WSAs (Waste Service Areas)	Unfunded & non-prioritized I.D.P.projects relates to hazardous kerbside collection in rural W.S.A.'s	Projects to receive the required I.D.P. Project prioritization + budget	"Rural Waste management programme *Monthly reports
		Waste management	Waste Management Services (Urban)	30/06/2014			Ensure that Waste Management in urban areas is implemented through planning processes. Report progress monthly	Waste Management in urban areas is being implemented continuously as per schedules in all 5 urban suburbs	Ensure that Waste Management in urban areas is implemented. Submit projects to IDP for prioritisation. Report progress monthly.	Waste Management in urban areas is being implemented continuously as per schedules in all 5 urban suburbs	Ensure that Waste Management in urban areas is implemented. Report progress monthly	Waste Management in urban areas is being implemented continuously as per schedules in all 5 urban suburbs	Ensure that Waste Management in urban areas is implemented. Report progress monthly	Waste Management in urban areas is being implemented continuously as per schedules in all 5 urban suburbs	None	N/a	"Integrated Waste Management Plan *Correspondence Monthly reports
Optimise and sustain infrastructure investment and services	Maintenance and upgrading of municipal buildings	Building Access Control system	30/06/2014			Ensure that access control to Civic Centre is managed. Report progress on a monthly basis	Biometric project in progress. Additional installations to be done at Stores, Records and MPAC Offices.	Ensure that access control to Civic Centre is managed. Report progress on a monthly basis	Biometric project completed. All doors have	Ensure that access control to Civic Centre is managed. Report progress on a monthly basis	Access control at Civic Centre managed. Biometric control is ongoing	Ensure that access control to Civic Centre is managed. Report progress on a monthly basis	Access Control at the Stores and MPAC offices not yet operational	Due to IT issues with supplying of IP Address the project at Stores, MPAC offices was	A meeting was held with IT and Service Provider to sort out the IP Address	Morphy system report Monthly security reports	
Enhance sustainable environmental management and social development	Environmental management	Environmental Health Services	30/06/2014			Ensure that Environmental Health law enforcement is implemented in urban areas.	Informal sector: 16 fines were issued to illegal hawkers in the CBD Formal sector: 16 Certificates of acceptability were issued. 38 contravention notices were issued with 17 follow up notices. 2 joint inspections were done with LEDET	Ensure that Environmental Health law enforcement is implemented in urban areas.	Informal sector: 22 fines were issued to illegal hawkers in the CBD. 3 joint operations with SAPS. Formal sector: 4 Certificates of acceptability were issued. 24 contravention notices were issued with 4 follow up notices.	Ensure that Environmental Health law enforcement is implemented in urban areas.	Informal sector: Conflict management at the Tzaneen Crossing hawking area 6 meetings held and 4 impoundment of goods 7 fines issued to illegal hawkers in the CBD. 1 joint operations with SAPS. Formal sector: 7 Certificates of acceptability were issued. 19 contravention notices were issued with 9 follow up notices. 1 product recall verification	Ensure that Environmental Health law enforcement is implemented in urban areas.	Informal sector: preparation of applications for 2014/15 permits. 2 joint operations with SAPS. Formal sector: 5 Certificates of acceptability were issued. 22 contravention notices were issued with 12 follow up notices. 28 actions of food condemnations..	None	N/a	Environmental Health Management Plan Monthly Reports	
	Library Services	Library management	30/06/2014	R	5 124 893	Ensure that Libraries are well managed. Facilitate the establishment of new libraries.	24487 Library users, 21257 library items circulated; 18 groups addressed; 160 project themes assisted with; 30 displays mounted; book related events and 1 holiday programme hosted. 27% Progress with linking to SLIMS on average. DSAC contract staff MOA and assessment report submitted. EXCO report on library matters finalised. Sports, Arts and Culture Cluster updated on new library progress. Staff for the Shiluvane Library in training.	Ensure that Libraries are well managed. Facilitate the establishment of new libraries.	46046 Library users, 38868 library items circulated; 29 libraries addressed; 229 project themes assisted with; 56 display mounted; 9 book related events and 3 holiday programmes hosted. 32% Progress with linking to SLIMS on average. DSAC contract staff MOA and assessment reports submitted. EXCO report on library matters finalised. EXCO report on Library Outreach submitted. Sports, Arts and Culture Cluster updated on new library progress. Staff for the Shiluvane Library in training. Staff request for Mulati Library submitted.	Ensure that Libraries are well managed. Facilitate the establishment of new libraries.	69935 Library users; 56560 Library items circulated; 349 project themes assisted with; 81 Displays mounted; 14 Book related events and 3 holiday programmes hosted; 35% Progress with linking to SLIMS on average. DSAC contract staff 2nd and 3rd Q assessment reports submitted; Sport, Arts and Culture Cluster updated on new libraries; Visits to libraries resulted in updates re snaglists to Dept. of Public Works; 7 Library staff members attended OPAC training on SLIMS and 7 library staff members attended patron and circulation training on SLIMS; Maintenance at the Letsitele Library was done through the National Library Grant.	Ensure that Libraries are well managed. Facilitate the establishment of new libraries.	95800 Library users; 7534 Library items circulated; 513 project themes assisted with; 113 Displays mounted; 14 Book related events and 3 holiday programmes hosted; 67 Groups of school children were hosted in the libraries 18 Schools were visited by Library Services; 596 Donated books were processed; 362 Books were donated to schools and community libraries; 2409 Entries to the Annual Library Competition were received; 37% Progress with linking to SLIMS on average; DSAC contract staff final assessment reports submitted; Sport, Arts and Culture Cluster updated on new libraries; Both new libraries have been connected to ESKOM; The Shiluvane Library has been furnished and books shelved; A new building block was built	None	N/a	Library management programme Monthly Reports	
	Maintenance and upgrade of parks and open spaces	Parks & open space policy development	30/06/2014			Ensure that policy is drafted to manage the establishment of new parks, cemeteries and open spaces and monitor implementation	Drafts are in place	Submit Parks, Cemeteries and Open Space Policy to Council by Dec	Policies not yet submitted to Council	Monitor implementation of Parks, Cemeteries and Open Space Policy	Policies not yet submitted to Council	Monitor implementation of Parks, Cemeteries and Open Space Policy	Policies not yet submitted Council	Comments by other departments not yet received	Director CSD to ensure that Parks policy is finalised and approved by Council	Parks Development Policy Monthly Reports	

Quarterly targets per Project - Community Services Department

KPA/ Theme	Strategic Objective	Programme	Project	Planned end date	Opex 2013/2014	Capex 2013/2014	Qtr Ending Sept '13	Actual Activities concluded by 30 Sept	Qtr Ending - Dec '13	Actual Activities concluded by 31 Dec '13	Qtr Ending - Mar '14	Actual Activities concluded by 31 Mar '14	Qtr Ending - Jun '14	Actual Activities concluded 30 June '14	Reason for deviation	Corrective Action	Means of verification
GG	Effective and Efficient administration	Management and Administration	Purchase furniture and Library equipment	30/06/2014		R 50 000	Procurement of furniture and equipment	Needs analysis done. Quotations for specialized book trolleys awaited.	Procurement of furniture and equipment		Procurement of furniture and equipment	Four library book trolleys and two desks purchased for Library Services.	Procurement of furniture and equipment	Book trolleys were purchased for the Tzaneen Library; A desk, um and safe were bought for the Shiluvane Library; (All other furniture for the Shiluvane Library were supplied by the DSAC, through the National Librarian Grant)	None	n/a	Asset Register update
		Management and Administration	Purchase furniture for Nkowankowa and Lenyenye Community Halls, Julesburg and Burgersdorp Sport Facilities	30/06/2014		R 100 000	Procurement of furniture and equipment	Not yet procured.	Procurement of furniture and equipment	Not yet procured.	Procurement of furniture and equipment	Not procured	Procurement of furniture and equipment	Not procured	Funds removed with adjustment	n/a	Asset Register update
		Regulatory Framework	Hawkers Policy & By-law	30/06/2014			Ensure that Hawk's policy and By-law is revised	Hawkers Policy and By-law reviewed.	Submit Hawk's Policy to Council for adoption and the By-law for public participation	Policy and By-law not yet submitted to Council	Submit Hawk's Bylaw to CORP for gazetting	Policy and By-law not yet submitted to Council	Gazetted By-law	Policy and By-law not yet submitted to Council	Public participation programme postponed on 11/06/2014	Enquiries were made resulting in the drawing up of public participation programme.	Council Resolution on Hawk's Policy
SR/LED	Integrated Developmental Planning	Integrated Spatial development	Maintenance of Parks 994 & 2065 (NDPG)	30/06/2014	R 225 000		Not applicable this quarter	Not applicable this quarter	Not applicable this quarter	Little progress due to rain in Nov & Dec. Contractor not performing well	Maintenance of park and park facilities	Park 2065 and 944 are maintained daily through weeding, sweeping, cleaning ablutions, grass cutting, watering etc	Maintenance of park and park facilities	Parks maintenance is going well and done by NDPG, no challenges.	None	N/a	NDPG monthly reports
SR/LED	Integrated Developmental Planning	Integrated Spatial development	Maintenance of Ritavi River Park (NDPG)	30/06/2014	R 137 500		Not applicable this quarter	Not applicable this quarter	Not applicable this quarter	Little progress due to rain in Nov & Dec. Contractor not performing well	Maintenance of park and park facilities	No Progress	Maintenance of park and park facilities	Parks maintenance is going well and done by NDPG, no challenges.	None	N/a	NDPG monthly reports

### Key Performance Indicators (KPIs) - Planning and Economic Development

KPA/ Theme	Strategic Objective	Programme	Departmental KPI	Baseline (end June 2013)	Target Sept '13	Actual Achieved 30 Sept '13	Target Dec '13	Actual Dec '13	Target Mar '14	Actual Achieved 31 Mar '14	Target Jun '14	Actual Achieved 30 Jun '14	Reason for deviation	Corrective Action	Means of verification
BSD	Improve access to sustainable and affordable services	Integrated Human Settlements	<i>IHSSP approved by 30 June '13</i>	New indicator	Not applicable this quarter	Not applicable this quarter	Not applicable this quarter	Not applicable this quarter	Not applicable this quarter	Not applicable this quarter	30 June 2014	Not done	PED requested COGHSTA and HDA to conduct urban appraisal and informal settlements upgrading. Due to lack of cashflow. The report must still be approved by Council		Council Minutes
BSD	Improve access to sustainable and affordable services	Integrated Human Settlements	<i># of RDP housing units facilitated, coordinated and complied</i>	New indicator	Not applicable this quarter	Not applicable this quarter	Not applicable this quarter	Not applicable this quarter	Not applicable this quarter	Not applicable this quarter	600	0	COGHSTA rolled the project to 2014/15 financial year	n/a	Provincial PMU reports Site visit reports
BSD	Improve access to sustainable and affordable services	Integrated Human Settlements	<i>Ha of land acquired for development</i>	New indicator	Not applicable this quarter	Not applicable this quarter	Not applicable this quarter	Not applicable this quarter	Not applicable this quarter	Not applicable this quarter	7ha	7ha	None	n/a	Indicator adjusted to be measurable
GG / MFVM	Increase financial viability	Budget management	% of departmental budget spent	80%	25%	25%	50%	69%	75%	65%	100%	90%	Cash flow	n/a	Monthly financial budget reports
GG / MFVM	Increase financial viability	Financial reporting	% of AG queries responded to within 3 working days	100%	Not applicable this quarter	Not applicable this quarter	100%	0%	Not applicable this quarter	Not applicable this quarter	Not applicable this quarter	100%	None	n/a	Register of Audit queries & corresponding reports
LED	Increased investment in the GTM economy	Agriculture	<i># of jobs created through agricultural value chain</i>	0	Not applicable this quarter	Not applicable this quarter	Not applicable this quarter	Not applicable this quarter	100	0	250	250	None	Currently organising the farming community people through FABCO	Job creation register (Tours, Xitshabi, Letsitele, Julesburg)
LED	Increased investment in the GTM economy	Community Works Programme	<i>Number of job opportunities created through the CWP</i>	2000	2045	1994	2045	1977	2045	1843	2045	1827	None	n/a	CWP Employment register
LED	Increased investment in the GTM economy	Community Works Programme	<i>Nr of cooperatives established and still functional in wards where the CWP is implemented</i>	4	Not applicable this quarter	Not applicable this quarter	4	4	Not applicable this quarter	Not applicable this quarter	4	4	None	n/a	SEDA reports
LED	Increased investment in the GTM economy	Marketing and Investor Targeting	<i># of jobs created through municipal LED initiatives including Capital Projects</i>	503	100	50	200	300	400	452	600	452	Capital project implementation delayed	SCM processes to be improved	LED monthly job creation report
LED	Increased investment in the GTM economy	Tourism	<i># of Tourism SMMEs exposed to the market</i>	10	10	12	10	12	20	12	30	12	No events for exposure held due to limited cashflow	n/a	Itinerary Events report
GG	Effective and Efficient administration	Management and Administration	# of departmental meetings	6	3	1	6	0	9	0	12	0	PED Director position vacant	n/a	Minutes and Attendance registers of Departmental meetings

Quarterly targets per Project - Planning and Economic Development

KPA/ Theme	Strategic Objective	Programme	Project	Planned end date	Opex 2013/2014	Capex 2013/2014	Qtr Ending Sept '13	Actual Activities concluded by 30 Sept	Qtr Ending - Dec '13	Actual Activities concluded by 31 Dec '13	Qtr Ending - Mar '14	Actual Activities concluded by 31 Mar '14	Qtr Ending - Jun '14	Actual Activities concluded 30 June '14	Reason for deviation	Corrective Action	Means of verification		
BSD	Improve access to sustainable and affordable services	Human settlements	Emergency Housing (44 units)	30/06/2014	R 20 000			Completion of beneficiary lists and attach documents and details Submission of forms to COGHSTA Verification of beneficiaries Monitor project implementation to be completed by end of September		All 44 housing units completed.	Monitor implementation and report progress	The Project is completed.	Monitor implementation and report progress	The Project is completed.	Monitor implementation and report progress	44 units completed	None	n/a	Updated RDP Housing Beneficiary list Correspondence regarding Housing Project steering Committee minutes & attendance registers
BSD	Improve access to sustainable and affordable services	Human settlements	Housing coordination (600 RDP units)	30/06/2014		COGHSTA		Completion of beneficiary lists and attach documents and details Submission of forms to COGHSTA Verification of beneficiaries Monitor project implementation	600 beneficiaries were verified , application forms were completed and submitted to COGHSTA. Housing consumer education was conducted on the following villages Nwamitwa, Relela and Kujwana. Villages allocated RDP units are as follows: Mbekwana (64), Fofeza (36), Mphatasediba (35), Ramphele (65), JB (50), Kujwana (50), Shiwambana (50), Nyanukani (50), Rhulani (50), Hovheni (50), Hweetjie (50), Nsolani (50)	Monitor Project implementation and report progress on the building of houses at the allocated villages	The Projects never commenced, since all the contracts were terminated and COGHSTA is to re-advertise.	Monitor Project implementation and report progress on the building of houses at the allocated villages	The Projects never commenced,	Monitor Project implementation and report progress on the building of houses at the allocated villages	COGHSTA rolled the project to 2014/15 financial year	None	n/a	Report on Mbekwana (64), Fofeza (36), Mphatasediba (35), Ramphele (65), JB (50), Kujwana (50), Shiwambana (50), Nyanukani (50), Rhulani (50), Hovheni (50), Hweetjie (50), Nsolani (50)	
LED	Integrated Developmental Planning	Land Acquisition	Establishment of Lenyenye Cemetery	30/06/2014		R 1 250 000		Planning of the establishment of a regional cemetery (Bulamahlo & Lesedi)	This project is done at strategic/ higher level. Negotiations with Traditional Authority underway.	Design of regional cemetery (Bulamahlo & Lesedi)	Land for Cemetery has been secured from Nkuna Traditional Council on Muhlava's location 567LT. Cemetery was establishment and is ready for Burial.	Implementation	This project is done at strategic/ higher level. Negotiations with Traditional Authority is ongoing.	Commissioning of regional cemetery	Land for Cemetery has been secured from Nkuna Traditional Council on Muhlava's location 567LT. Cemetery was establishment and is ready for Burial.	Political office still busy with negotiations	Negotiations to be concluded	Site establishment plans	
SR/LED	Integrated Developmental Planning	Land Acquisition	Acquisition of land at Poltisi (residential)	30/06/2016		R 3 750 000	Not applicable this quarter	Not applicable this quarter	Not applicable this quarter	Valuation of the property was conducted in July 2013. The negotiation was concluded and a Purchase Agreement signed. The deposit amount of R 1 000 000 was paid on the 30th of December 2013.	Valuation and negotiations with owner.	R6 Million has been paid as a deposit towards the purchase of the land.(7 ha)	Payment of deposit.	R6 Million has been paid as a deposit towards the purchase of the land (7ha)	None	n/a	Correspondence Proof of payment		
GG	Effective and Efficient administration	Management and Administration	Purchase office furniture and Equipment for the PED department	30/06/2014		R 40 000	Submit specifications to SCM	Submitted quotations to SCM	Procurement of furniture	Part of the equipment purchased.	Payment for furniture	All required furniture purchased and paid	Not applicable this quarter	All required furniture purchased and paid	None	n/a	Asset Register update		
LED	Increased investment in the GTM economy	Marketing and Investor Targeting	GTEDA Trade and Investment initiatives	30/06/2014	R 2 500 000		Monitor GTEDA operations attend Board meetings and report progress on projects to Council	Supported GTEDA during Mandela week from the 13th to 20th July 2013. Currently advertised for new members. First tranche of grant funding of R1,250M transferred. Attended Special Board Meeting on the 5th of September 2013. Currently finalizing project for implementation through Council Resolution.	Monitor GTEDA operations attend Board meetings and report progress on projects to Council	Supported GTEDA's strategic planning and project prioritization meeting held on the 30th of November and 1st of December 2013 respectively.	Monitor GTEDA operations attend Board meetings and report progress on projects to Council	65 applications received. Alignment process with Finance, Audit, LED from the 15th and 25th of January. Budget meeting was held on the 25th of January and Board meeting on the 5th of March 2014.To date 90% of the co- funding by Municipality was transferred and IDC has transferred the R3m.	Monitor GTEDA operations attend Board meetings and report progress on projects to Council	The Board term was extended till 31 December 2014. The term of office for the CEO was also extended by three months till 30 September 2014. The Board meeting was held on 28 June 2014.	None	n/a	GTEDA Monthly Progress Reports		

**Quarterly targets per Project - Planning and Economic Development**

KPA/ Theme	Strategic Objective	Programme	Project	Planned end date	Opex 2013/2014	Capex 2013/2014	Qtr Ending Sept '13	Actual Activities completed by 30 Sept	Qtr Ending - Dec '13	Actual Activities concluded by 31 Dec '13	Qtr Ending - Mar '14	Actual Activities concluded by 31 Mar '14	Qtr Ending - Jun '14	Actual Activities concluded 30 June '14	Reason for deviation	Corrective Action	Means of verification
LED	Increased investment in the GTM economy	Enterprise Development (SMME support)	SMME Support	30/06/2014	R	200 000		Develop programme to support SMMEs. Facilitate the SMME development activities in partnership with other development agencies (SEDA, LDC, LEDA).	Facilitate the SMME development activities in partnership with other development agencies (SEDA, LDC, LEDA) SMME in Business, Agriculture, Nkawkowa Industrial and Trade	4 SMME's supported and linked to Agencies	Facilitate the SMME development activities in partnership with other development agencies (SEDA, LDC, LEDA) SMME in Business, Agriculture, Nkawkowa Industrial and Trade	Assisted Myakayaka Community Project with constitution and NPO registration. Held spaza shop policy workshop with Lenyeny Business Organisation on the 4th of February at Lenyeny and on 20th of March held at Nkawkowa. Liquor Board meeting held on the 21st of February. Hawkers meeting was held on 10th of February. Construction of Hawkers esplanades to start in May.	Facilitate the SMME development activities in partnership with other development agencies (SEDA, LDC, LEDA) SMME in Business, Agriculture, Nkawkowa Industrial and Trade	Facilitated the establishment of FABCO on March 2014 and linked to Seda for registration. Facilitated Business Association launch in all Clusters except Bulamahlo was aborted due to service delivery protests. Construction of 10 market stalls started on 20 May 2014 funded by LEDET. Exporters workshop held on 18 June 2014 Land Reform/Support Forum on 12 June 2014.	None	n/a	4 SMME Programme Support Plans Co-operatives establishment records
LED	Increased investment in the GTM economy	Tourism	Tourism landmark project	30/06/2014			Conceptualisation and consultation to identify a Tourism Landmark project	Consultations done with stakeholders. Concept document on Tzaneen Dam finalised. MOU signed with a strategic partner (Vongani Skills)	Packaging of Tourism Landmark Project	Site visit undertaken by VVV events management company on the 6th November 2013 with representatives from GTEDA, GTM and LTA to discuss possible events to be hosted at the dam. Presentation made by VVV group on possible events to be hosted at the facility.	Test feasibility of Landmark project in the market	In process to secure an investor	Tourism Landmark project proposal finalised	No progress	Struggling to get an investor	To review the project for 2014/15 with GTEDA.	Tourism Landmark project Concept & implementation plan
SR/LED	Integrated Developmental Planning	Integrated Development Planning	Rural Development Strategy	30/06/2014			Appoint service provider for drafting a Rural Development Strategy. Monitor the drafting of a Rural Development Strategy. Ensure that all Departments are actively involved in the drafting of the strategy	Project on hold	Monitor the drafting of a Rural Development Strategy. Ensure that all Departments are actively involved in the drafting of the strategy	Project on hold	Draft Rural Development Strategy Ready by 30 March '13 for public consultation.	Project on hold	Submit Rural Development Strategy to Council for adoption along with the IDP.	Compilation of specifications	No budget allocated	Project is part of SDF review in 2014/15	Correspondence & public Participation records Rural Development Strategy Council Minutes on Rural Development Strategy
SR/LED	Integrated Developmental Planning	Integrated Development Planning	Rural Nodal Development Plans Bulamahlo (Community Centre)	30/06/2014	R	500 000	Appointment of Service Provider	Project on hold	Appointment of service provider to implement identified project	Project on hold	Draft feasibility study presented to Councilors. Approve Conditions of Establishment	Project on hold	Proclaimed township	Draft Plans in place	Legislation impediments	Project is part of SDF review in 2014/15	Township approval
SR/LED	Integrated Developmental Planning	Integrated Development Planning	Socio - Economic survey	30/06/2014			Investigate possible service providers for the Socio - Economic survey. Appoint service provider. Ensure that TOR covers poverty alleviation, indicators of economic growth & indigent management	No progress	Monitor the Socio - Economic Survey processes and report progress to Council	Univen submitted the draft report.	Monitor the Socio - Economic Survey processes and report progress to Council	Inputs and comment were still submitted to finalize the draft report. Planned meeting on the 1st and 2nd of April for presentation by University.	Submit report to Council on the findings of the Socio - Economic survey	Report presented only to LED for comments and inputs on 10 April 2014. Not yet submitted to Council	Submission to Council delayed, awaiting final report from Univen.	To finalize during 1st quarter financial year 2014/15.	Signed SLA Progress Reports Council Item
SR/LED	Integrated Developmental Planning	Integrated Spatial development	Review of Spatial Development Framework	30/06/2014	R	1 200 000	Appointment of service provider	Not yet done	Data collection, legislative compliance, public participation, socio-economic research and approval	Project put on hold due to late promulgation of the Planning legislation(SPLUMA) and no fund are available in this current financial year	Draft SDF ready for public participation	Project put on hold	SDF finalised and approved by Council	Specifications to Supply Chain Unit to conclude in 2014/15	No funding in 13/14	n/a	Revised SDF Council Minutes
SR/LED	Integrated Developmental Planning	Integrated Spatial development	Land Use Management System	30/06/2014	R	1 500 000	Not applicable this quarter	Not applicable this quarter	Appointment of service provider	Project put on hold due to late promulgation of the Planning legislation(SPLUMA) and no funds are available in this current financial year	Data collection, legislative compliance, public participation, socio-economic research and approval	Project put on hold	Data collection, legislative compliance, public participation, socio-economic research and approval	Project on hold, legislative impediments	Awaiting approval of Provincial legislation	COGHSTA to approve legislation	Progress Reports
SR/LED	Integrated Developmental Planning	Integrated Spatial development	Nkawkowa Central Development Initiative (NDPG)	30/06/2014	R	13 499 999	Not applicable this quarter	Not applicable this quarter	Not applicable this quarter	Tender documents completed and submitted to Supply Chain	Advertisement for a service provider	Tender documents completed and submitted to Supply Chain	Appointment of Service provider	Service provider not yet appointed	Delayed by Engineering Dept and the Consultant	Tender will be advertised before end of July 2014	NDPG monthly reports

**Quarterly targets per Project - Planning and Economic Development**

KPA/Theme	Strategic Objective	Programme	Project	Planned end date	Opex 2013/2014	Capex 2013/2014	Qtr Ending Sept '13	Actual Activities concluded by 30 Sept	Qtr Ending - Dec '13	Actual Activities concluded by 31 Dec '13	Qtr Ending - Mar '14	Actual Activities concluded by 31 Mar '14	Qtr Ending - Jun '14	Actual Activities concluded 30 June '14	Reason for deviation	Corrective Action	Means of verification
SR/LED	Integrated Developmental Planning	Integrated Spatial development	Indoor sports Centre (NDPG)	30/06/2014	R 2 500 000		Not applicable this quarter	Not applicable this quarter	Not applicable this quarter	Construction at 4%, delayed due to rain	Construction of sports facility	Construction at 4%	Construction	Construction at 23%	Contractor is struggling, rain delays, consultant delays	Contractor on penalties, remedial programme has been submitted by the contractor	NDPG monthly reports
SR/LED	Integrated Developmental Planning	Integrated Spatial development	External Sports Facilities (NDPG)	30/06/2014	R 4 500 000		Not applicable this quarter	Not applicable this quarter	Not applicable this quarter	Construction at 18%, delayed due to rain	Construction of synthetic turf	Construction at 18%	Construction of synthetic turf	Extersports fields completed	Delayed due to rainfall	n/a	NDPG monthly reports
SR/LED	Integrated Developmental Planning	Integrated Spatial development	Rural Broadband	30/06/2014	R 2 387 501		Not applicable this quarter	Not applicable this quarter	Not applicable this quarter	Not applicable this quarter	Drafting of tender specifications	Additional funding needed to strengthen overloaded tower. Tender specifications completed. Awaiting advert.	Appointment of Service provider	Project completed as scheduled	None	n/a	NDPG monthly reports

**Key Performance Indicators (KPIs) - Greater Tzaneen Economic Development Agency**

KPA/ Theme	Strategic Objective	Programme	Departmental KPI	Baseline (end June 2013)	Target Sept '13	Actual Achieved 30 Sept '13	Target Dec '13	Actual Dec '13	Target Mar '14	Actual Achieved 31 Mar '14	Target Jun '14	Actual Achieved 30 Jun '14	Reason for deviation	Corrective Action	Means of verification	
LED	Increased investment in the GTM economy	Board Structures	Updated governance charters by December 2013	1	Not applicable	Not applicable	31-Dec	31-Dec	Not applicable	Not applicable	Not applicable	26-Oct	None	n/a	Revised Charters Board minutes	
			% of board members inducted and orientated	100%	100%	0%	Not applicable	Not applicable	Not applicable	Not applicable	Not applicable	Not applicable	0%	No new Board members appointed, contracts extended	New Board members will be inducted	Attendance Register and Programme of induction
		Board Support	Number of quality Board Packs with all required documents contained therein	4	1	0	2	1	3	3	4	4	4	None	n/a	Agendas, Minutes, Board Resolution Registers and Records of progress on implementation of Board Resolutions
			Number of board packs circulated 7 days before each meeting	4	1	0	2	2	3	3	4	4	4	None	n/a	Records of distribution
			Percentage of Board Resolutions implemented	100%	100%	100%	100%	100%	100%	100%	100%	79%	79%	Inadequate staff members	vacant posts will be filled soon	Resolution register
			Annual report approved by the Board by end December	1		Not applicable	30-Dec	26-Oct	1	1			26-Oct	None	n/a	Board Minutes Annual Report
		Annual report submitted to GTM by 10 January	1	Not applicable	Not applicable	10-Jan	09-Jan	Not applicable	Not applicable	Not applicable	Not applicable	09-Jan	None	n/a	Annual Report and proof of Submission to GTM (correspondence)	
		Risk management system.	Number of quarterly updated Risk Registers submitted to the Board	4	1	1	2	2	3	3	4	1	1	Risk management reports not reviewed due to Audit Committee disbandment	GTEDA has reinstated the Audit Committee	Updated Risk Register
			Policies and Delegations	Number of Policies aligned to GTM policies	Not applicable	Not applicable	Not applicable	Not applicable	Not applicable	Not applicable	Not applicable	1	1	None	n/a	Procurement policy
			Internal controls	% of compliance issues attended to within 7 working days	100%	Not applicable	Not applicable	Not applicable	Not applicable	100%	100%	100%	90%	Inadequate staff members	vacant posts will be filled soon	Internal Audit Reports Management Reports & Responses
		Auditing	Unqualified audit opinion for GTEDA	Unqualified Audit Report	Not applicable	Not applicable	Unqualified Audit Report	Unqualified Audit Report	Not applicable	Not applicable	Not applicable	Not applicable	Unqualified Audit Report	N/A	n/a	Audit Report
			Number of quarterly audit committee reports submitted to the Board	4	1	1	2	2	3	3	4	2	2	GTEDA Audit Committee disbanded and replaced with shared AC with GTM	Items submitted to GTM Audit Committee	Audit Committee Reports
		Organisational Development	Percentage of organogram filled	100%	100%	90%	100%	82%	100%	84%	100%	84%	84%	Project Coordinator post not vet	the matter has been referred to GTM for	Quarterly HR Reports



**Key Performance Indicators (KPIs) - Greater Tzaneen Economic Development Agency**

KPA/ Theme	Strategic Objective	Programme	Departmental KPI	Baseline (end June 2013)	Target Sept '13	Actual Achieved 30 Sept '13	Target Dec '13	Actual Dec '13	Target Mar '14	Actual Achieved 31 Mar '14	Target Jun '14	Actual Achieved 30 Jun '14	Reason for deviation	Corrective Action	Means of verification
			Percentage of third party payments made timeously monthly	100%	100%	100%	100%	100%	100%	100%	100%	100%	None	n/a	Payment records
			Number of quarterly Local Labour Forum meetings	4	1	1	2	2	3	3	4	0	No unionized labour structures	n/a	LLF Minutes & Attendance Registers
		Skills Development	Percentage of Officials trained in line with the Work Place Skills Plan	100%	100%	70%	100%	70%	100%	78%	100%	78%	2 staff members did not enrol for 2014 academic year due to	They will enrol in 2015	WSP Attendance Register
			Number of employees with approved Personal Development Plans	10	9	7	Not applicable	Not applicable	Not applicable	Not applicable	Not applicable	7	None	n/a	Signed PDPs
		Performance Management and Development	Institutional Scorecard finalised by 30 May	1	Not applicable	Not applicable	Not applicable	Not applicable	Not applicable	Not applicable	30-May	30-Jun	None	n/a	Board Minutes Organisational Scorecard
			Nr of Signed Performance Agreements by 30 June	10	Not applicable	Not applicable	Not applicable	Not applicable	Not applicable	Not applicable	9	7	One employee resigned and	Disciplinary process underway	Performance Agreements
			Nr of performance assessments concluded	4	1	1	2	1	3	3	4	4	None	n/a	Assessment Reports
		Budget Management	Number of Monthly Financial Reports submitted to GTM by the 7th of every month	12	3	3	6	6	9	9	12	2	Due to the Agency Entity issues, submissions could not be made until GTM obtained a Council and Treasury approval.	All quarterly financials were submitted to GTM during board meetings	Monthly Financial Reports Correspondence with GTM
			Financial Statements (AFS) submitted to GTM by 15 August	1	15-Aug	1	Not applicable	Not applicable	Not applicable	Not applicable	Not applicable	02-Aug	None	n/a	GTEDA AFS Correspondence with GTM
			Approved 3 year budget by 30 April annually	1	Not applicable	Not applicable	Not applicable	Not applicable	Not applicable	Not applicable	30-Apr	05-Apr	None	n/a	Board Minutes 3 year budget
			% of GTEDA budget spent	100%	20%	31%	40%	49%	70%	82%	100%	105%	Some projects were not implemented due to disputes	Engaged GTM for assistance	Monthly Expenditure Reports

**Key Performance Indicators (KPIs) - Greater Tzaneen Economic Development Agency**

KPA/ Theme	Strategic Objective	Programme	Departmental KPI	Baseline (end June 2013)	Target Sept '13	Actual Achieved 30 Sept '13	Target Dec '13	Actual Dec '13	Target Mar '14	Actual Achieved 31 Mar '14	Target Jun '14	Actual Achieved 30 Jun '14	Reason for deviation	Corrective Action	Means of verification
		Revenue Generation	R-value revenue generated from alternative (Not GTM & IDC) sources	R 1.2m	R 120 000	0	R 240 000	0	R 360 000	R 0	R 480 000	R 642 888	GTEDA facilitation at SAPEKOE terminated	Negotiating with LEDA for a new facilitation contract	Proof of income
			R-value grant funding received	R5.5m	R 1 250 000	R 1 250 000	Not applicable	R 2 050 000	Not applicable	Not applicable	R 5 500 000	R 5 500 000	None	n/a	Remittance Advice
		Asset management system	% GRAP compliance on Asset Register	100%	Not applicable	100%	Not applicable	100%	Not applicable	Not applicable	100%	100%	None	n/a	Asset Register Audit Report
		Economic Growth and Investment	# of committed investors attracted through GTEDA	5	Not applicable this quarter	Not applicable this quarter	Not applicable this quarter	Not applicable this quarter	Not applicable this quarter	Not applicable	3	3	None	n/a	Investment reports Letters of commitment/SLA's
		Enterprise Development (SMME support)	# of SMMEs capacitated through GTEDA	0	0	4	0	4	6	6	30	40	None	n/a	GTEDA SMME support report Webinar programme & Attendance Registers

Quarterly targets per Project - Greater Tzaneen Economic Development Agency

KPA/ Theme	Strategic Objective	Programme	Project	Planned end date	Opex 2013/ 2014	Capex 2013/ 2014	Qtr Ending Sept '13	Actual Activities concluded by 30 Sept	Qtr Ending - Dec '13	Actual Activities concluded by 31 Dec '13	Qtr Ending - Mar '14	Actual Activities concluded by 31 Mar '14	Qtr Ending - Jun '14	Actual Activities concluded 30 June '14	Reason for deviation	Corrective Action	Means of verification		
LED	Increased investment in the GTM economy	Revitalization of farms	Sapekoe	31/06/2014	R	30 000	R	-	Facilitate drafting of terms of reference for securing an investor. Compile monthly and quarterly reports. Provide monitoring and support to the project	Terms of Reference was concluded and an MOU signed, securing of investor in process.	Facilitate drafting of terms of reference for securing investor. Compile monthly and quarterly reports. Provide monitoring and support to the project	Terms of Reference was concluded and an MOU signed, securing of investor in process.	Finalise drafting of the concept document Compile monthly and quarterly reports	Concept Document finalised. Reports submitted to the Board.	Concept plan for Sapekoe noting by the Board. Funding Agreement facilitated	Concept plan finalised. Reports submitted to the Board. Funding agreement not finalised	The process of finalisation of the MOU between Beneson AgriZZ2 and Makgoba Trust (which outlines the role of Beneson AgriZZ2) took longer than planned and such delayed subsequent processes and activities.	Engaging LEDA to finalise agreement on the role of GTEDA	*TOR *Sapekoe Concept plan *Signed Funding Agreement *Monthly Reports
			Tours farm	31/06/2014	R	10 000	R	-	Facilitate community resolutions. Facilitate terms of reference for possible investments -Compile monthly and quarterly reports Develop project	Community resolutions not finalised due to internal disputes. Terms of reference was concluded. Project implementation plan developed. Reports submitted to the Board	Profile the farm and compile value proposition -Compile monthly and quarterly reports Implement project implementation plan	No progress this month due to impasse between Maake Tribal authority and farmers. Attempting to engage other stakeholders in trying to resolve the matter. Reports submitted to the Board	Facilitate advertising to secure investor -Compile monthly and quarterly reports Support project implementation and monitoring	No progress this quarter. Reports submitted to the Board.	Facilitate advertising to secure investor -Compile monthly and quarterly reports Support project implementation and monitoring	No progress this quarter. Reports submitted to the Board.	Project suspended due to disputes between Maake Tribal Authority and farmers	The matter was discussed at the board meeting and will be escalated to GTM for assistance	Implementation Plan Advertisement Signed Funding Agreement Monthly reports
			Mamahola	31/06/2014	R	10 000	R	-	Facilitate drafting of terms of reference -Compile monthly and quarterly reports	Terms of reference was drafted. Transactional advisors was appointed.	Facilitate drafting of concept document -Compile monthly and quarterly reports	Concept document was concluded. Potential Investor was identified but the draft funding agreement was rejected by Dept of Rural Development. Reports submitted to the board.	Finalise drafting of the concept document -Compile monthly and quarterly reports	Concept Document finalised, pending signing of funding agreement with potential investor. Reports submitted to the Board.	Funding agreement signed Adopt the concept document to be implemented in the future -Compile monthly and quarterly reports	No progress this quarter. Reports submitted to the Board.	Project suspended due to disputes between Mamahola CPA and Department of Rural Development.	The matter was discussed at the board meeting and will be escalated to GTM for assistance	TOR Concept Document Signed Funding Agreement Monthly reports
			Bahlabine	31/06/2014	R	15 000	R	-	Facilitate drafting of terms of reference -Compile monthly and quarterly reports	Terms of reference concluded and monthly reports submitted to the board.	Facilitate drafting of concept document -Compile monthly and quarterly reports	Concept document concluded for Longridge and Leeways farms. Monthly reports submitted to the board.	Finalise drafting of the concept document -Compile monthly and quarterly reports	Concept Document for longridge farm finalised, pending signing of funding agreement with potential investor. Reports submitted to the Board.	Funding agreement signed Adopt the concept document to be implemented in the future -Compile monthly and quarterly reports	Funding agreement not yet signed. Reports submitted to board	The identified Investor has made a submission regarding altering of some conditions in the agreement	The matter is being discussed with the CPA, Vumelana Advisory Fund and GTEDA, a compromise will be reached soon	TOR Concept Document Signed Funding Agreement Monthly reports
		Shopping Centres	Nwamitwa	31/06/2014	R	25 000	R	-	Facilitate drafting of terms of reference. - Facilitate community public participation -Compile monthly and quarterly reports	Terms of Reference drafted. Specifications concluded. Community Participation facilitated. Bid advertised. Monthly and quarterly reports submitted	Facilitate adverts for potential investors/ developers. -Adjudicate over submitted bids -Compile monthly and quarterly reports	Advertisement was placed. Bids received and captured. Adjudication awaited from Valoyi Traditional Authority	Appoint developer -facilitate legal agreements -Facilitate project process plan Compile monthly and quarterly reports	Appointment of developer not yet finalised Internal project process plan finalised. Reports submitted to the Board.	Social facilitation plan and procurement plan finalised	Appointment of developer not yet finalised. Social facilitation and procurement plan not finalised. Reports submitted to the Board.	The Tribal Authority has stopped all processes regarding development of the shopping centre	The matter has been escalated to GTM for assistance	TOR Concept Document Signed Funding Agreement Monthly reports
			Morutji	31/06/2014	R	25 000	R	-	Facilitate drafting of terms of reference. - Facilitate community public participation -Compile monthly and quarterly reports	Terms of Reference drafted. Facilitated an advertisement. Finalised a project process plan to guide with implementation of this project.	Facilitate adverts for potential investors/developers. -Adjudicate over submitted bids -Compile monthly and quarterly reports	Finalised a project process plan. Bid adjudication concluded Bakonzi group appointed. Facilitated community meetings.	Appoint developer -facilitate legal agreements -Facilitate project process plan Compile monthly and quarterly reports	Legal agreements not yet concluded. Internal project process plan finalised. Reports submitted to the Board.	Social facilitation plan and procurement plan finalised	Finalised social facilitation plan Reports submitted to board	Procurement plan not finalised, awaiting final approval from Modjadji Royal Council	Presenation made at Modjadji Royal Council for final approval	TOR Process Plan Advertisement Signed Funding Agreement Monthly reports
			Dan/ Bendzulani	31/06/2014	R	25 000	R	-	N/A	Escalated land negotiations and stakeholder harmonisation to GTM LED cluster for intervention.	N/A	No response received from GTM LED cluster. Matter discussed at IDP Lekgola.	N/A	N/A	Concept plan approved by the Board Facilitate drafting of terms of reference. - Facilitate community public participation -Compile monthly and quarterly reports	No progress this quarter. Reports submitted to the Board.	The project has been suspended due to disputes regarding land ownership	The matter has been escalated to GTM for assistance	TOR Process Plan Advertisement Signed Funding Agreement Monthly reports
			Mokgwathi	31/06/2014	R	25 000	R	-	Facilitate drafting of terms of reference. - Facilitate community public participation -Compile monthly and quarterly reports	Terms of Reference drafted. Facilitated an advertisement. Finalised a project process plan to guide with implementation of this project.	Facilitate adverts for potential investors/developers. -Adjudicate over submitted bids -Compile monthly and quarterly reports	Finalised a project process plan. Bid adjudication concluded Bakonzi group appointed. Facilitated community meetings.	Appoint developer -facilitate legal agreements -Facilitate project process plan Compile monthly and quarterly reports	Legal agreements not yet concluded. Internal project process plan finalised. Reports submitted to the Board.	Concept plan approved by the Board	Finalised social facilitation plan Reports submitted to board	Procurement plan not finalised, awaiting final approval from Modjadji Royal Council	Presenation made at Modjadji Royal Council for final approval	TOR Process Plan Advertisement Signed Funding Agreement Monthly reports
		Subtropical Fruit and Nuts	Commodity Association	31/06/2014	R	5 000	R	-	Facilitate drafting of terms of reference for community association. Facilitate establishment of Commodity Association.	Facilitated the terms of reference, consultations were made with emerging farmers.	Facilitate programme implementation plan.	Project implementation Plan finalised. Facilitated meetings with emerging farmers with the purpose of establishing cooperatives to form a Commodity Association.	Facilitate establishment of commodity associations. Facilitate advertising to secure investor	Facilitated meetings with commodity groups, the consultation process is ongoing.	Register commodity associations. Adjudicate over possible investor Project implementation plan approved by the Board.	Facilitated meetings with commodity groups, the consultation process is ongoing.	Many members, diverse commodities and vastness of GTM local area	The process will be finalised in the next financial year	*TOR *Implementation Plan *Board minutes
			Blueberry Farming	31/06/2014	R	5 000	R	-	N/A	N/A	N/A	Concept plan approved by the Board	Drafting of the concept plan is underway.	Implementation Plan approved by the Board	Concept plan not yet finalised.	No identified funder to help with finalisation of the concept plan	The process will be finalised in the next financial year	*Concept plan *Implementation Plan *Board minutes	

Quarterly targets per Project - Greater Tzaneen Economic Development Agency

KPA/ Theme	Strategic Objective	Programme	Project	Planned end date	Opex 2013/ 2014	Capex 2013/ 2014	Qtr Ending Sept '13	Actual Activities concluded by 30 Sept	Qtr Ending - Dec '13	Actual Activities concluded by 31 Dec '13	Qtr Ending - Mar '14	Actual Activities concluded by 31 Mar '14	Qtr Ending - Jun '14	Actual Activities concluded 30 June '14	Reason for deviation	Corrective Action	Means of verification
		Livestock Improvement	Leather making (Monye- Le- Shako)	31/06/2014	R 90 000	R -	Identify stakeholders and partners to support the project. Support project implementation and monitoring of the project -Compile monthly and quarterly reports	SEDA, Department of Rural Development and Land Reform committed as a stakeholder. Project monitored, reports submitted	Enter into legal agreements with stakeholders. Procure materials for the project. Support project implementation and monitoring of the project -Compile monthly and quarterly reports	Additional leathermaking material was acquired and implementation supported by facilitating meetings with stakeholders. Supported business plan development process. Facilitated registration of members	Support project implementation and monitoring of the project. Support project implementation and monitoring of the project -Compile monthly and quarterly reports	Conducted Monitoring of the project. Reports submitted to the Board.	Resource Mobilisation concluded and MOU signed. Support project implementation and monitoring of the project -Compile monthly and quarterly reports	Signed MOU. Stakeholders identified to assist with resources. Project implementation plan supported and monitored. Reports submitted to board	None	n/a	List of stakeholders MOU. Monthly Progress Reports
			Tannery (Torha hides)	31/06/2014	R 10 000	R -	N/A	N/A	N/A	N/A	Draft terms of reference for tannery concept plan. Draft terms of reference for securing investor. Support initiatives of establishing the project and securing of investor	Terms of Reference for the tannery concept plan drafted.	Concept Plan, Implementation plan approved by the Board. MOU signed. Finalise tannery concept plan. Finalise project implementation plan. Finalise terms of reference for securing investor	Drafting of the concept plan not yet completed. Finalised draft MOU. Drafting of TOR for securing investor underway	Tannery implementation plan not done, pending finalisation of the concept plan	The process will be finalised in the next financial year	*Concept plan MOU. Board minutes
		Tourism Development	Tzaneen Dam	31/06/2014	R 25 000	R -	Facilitate drafting of terms of reference for securing investor -Compile monthly and quarterly reports	Signed a revised MoU between GTEDA and VSD.	Profile the farm and compile value proposition -Compile monthly and quarterly reports	To maximize commercial use of various dams in Tzaneen.	Facilitate advertising to secure investor. Compile monthly and quarterly reports	Terms of Reference for securing an investor facilitated. Reports submitted to the Board.	Mobilise funding and sign MOU. Adjudicate over possible investor -Compile monthly and quarterly reports	Mobilised a potential investor. MOU not signed. Reports submitted to board	Vongani Skills Development and VW group did not agree on possible partnership deal	Engaging LTA to identify another potential partner.	MOU. Monthly Reports
			Tours Dam	31/06/2014	R 25 000	R -	Facilitate drafting of terms of reference for Conducting of EIA for Tours dam - Issue call for proposals for conducting EIA at tours dam	Facilitated an advert for conducting EIA. Terms of Reference was drafted, Specifications concluded and advertised. Bids, received, evaluated and adjudicated. Appointment delayed due to financial constraints.	Appoint service provider to conduct EIA at tours dam -Facilitate procurement of an investor for the development of an entertainment centre	Finalised a process plan with detailed activities to be undertaken to kick-start this project. (Upon approval by the Maake Traditional Authority). Appointment delayed due to financial constraints.	Facilitate signing of legal agreements. Facilitate project implementation plan. Compile monthly and quarterly reports	Project implementation plan facilitated. Reports submitted to the Board.	Project implementation plan approved by the Board. Implement project plan -Compile monthly and quarterly reports	No progress this quarter. Reports submitted to the Board.	Project suspended due to disputes between Maake Tribal Authority and Masoma community	The matter was discussed at the board meeting and will be escalated to GTM for assistance	TOR. *Implementation Plan. Board minutes
		Business Support Services	Seda Jewellery Incubator	31/06/2014	R -	R -	Partner with stakeholders to facilitate resource mobilisation of the proposed project -Compile report. Support project implementation and monitoring of the project	Department of Trade and Industry has approved funding of the project and renovations and other logistics will commence soon. A project implementation plan has been finalised.	Support resource mobilisation initiatives -Compile report. Support project implementation and monitoring of the project	Department of Trade and Industry has conditionally approved funding of the project, this is subject to an additional R7 million being sourced from other investors to support this project. This matter has been referred to GTM for assistance	Support resource mobilisation initiatives -Compile report. Support project implementation and monitoring of the project	Consulted SEDA Jewellery Incubator for resource mobilisation. Reports submitted to the Board.	Resource Mobilisation concluded and MOU signed. Support resource mobilisation initiatives -Compile report. Support project implementation and monitoring of the project	No progress with resource mobilisation. Reports submitted to the Board.	The project has been put on hold due to lack of funds for implementation	We are engaging SEDA and DTI to identify sources of funding	MOU. Progress Reports
			Village Bank	31/06/2014	R 50 000	R -	Facilitate drafting of project implementation plan -Compile monthly and quarterly reports. Facilitate recruitment of members for village bank. Support project implementation and monitoring of the project -Compile monthly and quarterly reports	Project implementation plan was concluded. Monthly and quarterly reports submitted. 202 registered members have been recruited. The Executive committee has been elected and the constitution has been finalised.	Facilitate drafting of project process plan -Compile monthly and quarterly reports. Facilitate recruitment of members for village bank. Support project implementation and monitoring of the project -Compile monthly and quarterly reports	Finalised a project process plan. Facilitated meetings with the Executive committee of the village bank to finalise the savings and loan policy.	Facilitate registration of village bank. Support project implementation and monitoring of the project. Compile monthly and quarterly reports	Appointed service provider to finalise registration of the village bank. Reports submitted to the Board.	Project implementation plan approved by the Board, MOU signed and Members recruited. Facilitate drafting of project implementation plan. Compile monthly and quarterly reports	Finalised project implementation plan and approved by board. MOU finalised. Reports submitted to board	None	None	* Implementation Plan. Board Minutes. Members register (certificates of registration). Bank registration certificate
			Internet Café (Lenyenye)	31/06/2014	R -	R -	Facilitate resource mobilisation for internet cafes. Provide administrative support for the internet cafes. Compile monthly and quarterly reports	Facilitated mobile library from Molteno for Lenyenye internet cafe. Provided on-going support to ensure the project progresses well. Monthly and quarterly reports submitted	Facilitate resource mobilisation for internet cafes. Provide administrative support for the internet cafes. Compile monthly and quarterly reports	Provided on-going support for the project. Avuxeni computer academy is assisting GTEDA to ensure optimal use of the computers by the community.	Facilitate resource mobilisation for internet cafes. Provide administrative support for the internet cafes. Compile monthly and quarterly reports	Provided administrative support. Reports submitted to the Board.	Resource Mobilisation concluded and MOU signed	Finalised draft MOU. Resource mobilisation plan underway	Business Advisor not available to do his work	The matter has been referred to board for disciplinary measures	MOU. Progress Reports
			Community Radio Station (GTFM)	31/06/2014	R 70 000	R -	Support resource mobilisation of radio station. Provide administrative support for the radio station. Compile monthly and quarterly reports	Secured funding from MMDA (R125 000). Submitted a proposal to COGHSTA for municipal support communication programme.	Support resource mobilisation of radio station. Provide administrative support for the radio station. Compile monthly and quarterly reports	No additional funding secured. Provided administrative support. Monthly reports submitted	Support resource mobilisation of radio station. Provide administrative support for the radio station -Compile monthly and quarterly reports	Provided administrative support. Reports submitted to the Board.	Resource Mobilisation concluded and MOU signed	MOU signed. Resource mobilisation plan not concluded. Reports submitted to board	Lack of cooperation between GTEDA and GTFM	The matter has been referred to GTM for a resolution	Funding Agreement. Progress Reports

Quarterly targets per Project - Greater Tzaneen Economic Development Agency

KPA/ Theme	Strategic Objective	Programme	Project	Planned end date	Opex 2013/ 2014	Capex 2013/ 2014	Qtr Ending Sept '13	Actual Activities concluded by 30 Sept	Qtr Ending - Dec '13	Actual Activities concluded by 31 Dec '13	Qtr Ending - Mar '14	Actual Activities concluded by 31 Mar '14	Qtr Ending - Jun '14	Actual Activities concluded 30 June'14	Reason for deviation	Corrective Action	Means of verification
			Tipluxeni Bakery	31/06/2014	R 5 000	R -	Support resource mobilisation for Tipluxeni bakery Provide administrative support	Facilitated payment of outstanding electricity bill with Eskom. Provided administrative support to Tipluxeni bakery.	Support resource mobilisation for Tipluxeni bakery Provide administrative support	Provided administrative support to the bakery.	Support resource mobilisation for Tipluxeni bakery. Provide administrative support.	Facilitated a selling point for the bakery at a local school. Provided administrative support. Reports submitted to the Board.	Resource Mobilisation concluded and MOU signed	Resource mobilisation plan not concluded MOU signed	Business Advisor not available to do his work	The matter has been referred to board for disciplinary measures	Funding Agreement Progress Reports
	Research and Innovation	Establish an Ideas Hub		31/06/2014	R -	R -	Draft terms of reference for ideas hub concept document Compile Quarterly report	The terms of Reference for Ideas Hub were developed. Advertised for proposals for development of Ideas Hub Concept. Quarterly report compiled and sent to Board.	Finalise the terms of reference Advertise proposals for the development of an ideas hub concept document -Compile report	Finalised Bid Evaluation Report. Quarterly report compiled and sent to Board.	Adjudicate and appoint a service provider to develop the ideas hub concept document Compile report	Adjudication not conducted. Reports submitted to the Board.	Feasibility study concluded and approved by the Board Check viability of the ideas hub and plan project implementation -Compile report	Concept plan launched Establishment of a blog underway	The project has no budget, hence slow implementation	Engaging possible funders to assist with implementation	*TOR Advertisement *Feasibility Study *Board Minutes
	Social Inclusion	Mandela week		31/06/2014	R 25 000	R -	Host Mandela week events (July 2013).	Facilitated toy run for distribution to local hospitals. Built additional classroom at Ntokoto Creche (Mula). Litter Picking around Tzaneen. Voluntary health care and other essential services to the community and Rendered Basic Municipal services at Lerenyeny.	Preparations for next Mandela week events (2014/2015)	Preparations for Mandela week events 2014/2015 in progress.	Identify initiatives to be supported for Mandela week events (2014/2015)	Consultations are underway with relevant stakeholders.	Facilitate meetings in preparation for Mandela week events (2014/2015)	Facilitated meetings with GTM, Business Chamber and Tzaneen Country lodge to host events for 2014.	None	n/a	* Mandela day activity report * Mandela day 2014/15 activity plan





ORIGINAL CAPITAL WORKS PLAN 2013/14 - 2015/16

WARD	CAPITAL ITEM	START DATE	END DATE	CAPITAL BUDGET 2013/14	Projected Expenditure												TOTAL EXPENDITURE 2013/2014	CAPITAL BUDGET 2014/2015	CAPITAL BUDGET 2015/2016	Source of Funding
					Jul '13	Aug '13	Sep '13	Oct '13	Nov '13	Dec '13	Jan '14	Feb '14	Mar '14	Apr '14	May '14	Jun '14				
15	Construction of a new Museum in Tzaneen	01/07/2015	30/06/2016	n/a	n/a	n/a	n/a	n/a	n/a	n/a	n/a	n/a	n/a	n/a	n/a	n/a	n/a	R 6 000 000	MIG & GTM	
6	Construction of a new sport facility for Runnymede Cluster (Mufeni-Govela village)	01/07/2015	30/06/2016	n/a	n/a	n/a	n/a	n/a	n/a	n/a	n/a	n/a	n/a	n/a	n/a	n/a	n/a	R 5 642 000	MIG & GTM	
ALL	Construction of swimming pool in all clusters cluster	01/07/2015	30/06/2016	n/a	n/a	n/a	n/a	n/a	n/a	n/a	n/a	n/a	n/a	n/a	n/a	n/a	n/a	R 500 000	MIG & GTM	
ALL	Construction of new parks in all clusters	01/07/2015	30/06/2016	n/a	n/a	n/a	n/a	n/a	n/a	n/a	n/a	n/a	n/a	n/a	n/a	n/a	n/a	R 2 000 000	MIG & GTM	
15	Repairs and maintenance (Renewal) Tzaneen landfill site entrance	01/07/2014	30/06/2015	n/a	n/a	n/a	n/a	n/a	n/a	n/a	n/a	n/a	n/a	n/a	n/a	n/a	n/a	R 500 000	Own	
16	Repairs and maintenance (Renewal) Haerensburg DoC entrance road	01/07/2014	30/06/2015	n/a	n/a	n/a	n/a	n/a	n/a	n/a	n/a	n/a	n/a	n/a	n/a	n/a	n/a	R 500 000	Own	
19	Repairs and maintenance (Renewal) Nkwankowa DoC entrance road	01/07/2014	30/06/2015	n/a	n/a	n/a	n/a	n/a	n/a	n/a	n/a	n/a	n/a	n/a	n/a	n/a	n/a	R 500 000	Own	
23	Repairs and maintenance (Renewal) Letselele DoC entrance road	01/07/2015	30/06/2016	n/a	n/a	n/a	n/a	n/a	n/a	n/a	n/a	n/a	n/a	n/a	n/a	n/a	n/a	R 600 000	Own	
31	Repairs and maintenance (Renewal) Lerenyeye DoC entrance road	01/07/2015	30/06/2016	n/a	n/a	n/a	n/a	n/a	n/a	n/a	n/a	n/a	n/a	n/a	n/a	n/a	n/a	R 600 000	Own	
13	Tzaneen air field fencing	01/07/2015	30/06/2016	n/a	n/a	n/a	n/a	n/a	n/a	n/a	n/a	n/a	n/a	n/a	n/a	n/a	n/a	R 800 000	Own	
31	Construction of fencing at Lerenyeye Satellite Office	01/07/2015	30/06/2016	n/a	n/a	n/a	n/a	n/a	n/a	n/a	n/a	n/a	n/a	n/a	n/a	n/a	n/a	R 50 000	Own	
15	Palisade fencing at Civic centre in Tzaneen	01/07/2015	30/06/2016	n/a	n/a	n/a	n/a	n/a	n/a	n/a	n/a	n/a	n/a	n/a	n/a	n/a	n/a	R 300 000	Own	
19	Refurbishment to Nkwankowa offices	01/07/2015	30/06/2016	n/a	n/a	n/a	n/a	n/a	n/a	n/a	n/a	n/a	n/a	n/a	n/a	n/a	n/a	R 200 000	Own	
31	Refurbishment to Lerenyeye offices	01/07/2015	30/06/2016	n/a	n/a	n/a	n/a	n/a	n/a	n/a	n/a	n/a	n/a	n/a	n/a	n/a	n/a	R 200 000	Own	
16	Refurbishment to Haerensburg offices	01/07/2015	30/06/2016	n/a	n/a	n/a	n/a	n/a	n/a	n/a	n/a	n/a	n/a	n/a	n/a	n/a	n/a	R 200 000	Own	
23	Refurbishment to Letselele offices	01/07/2015	30/06/2016	n/a	n/a	n/a	n/a	n/a	n/a	n/a	n/a	n/a	n/a	n/a	n/a	n/a	n/a	R 200 000	Own	
15	Replacement of roof in the civic centre in Tzaneen	01/07/2014	30/06/2015	n/a	n/a	n/a	n/a	n/a	n/a	n/a	n/a	n/a	n/a	n/a	n/a	n/a	n/a	R 500 000	Own	
16	Expansion of storeroom at Tzaneen Testing Station and shelves	01/07/2015	30/06/2016	n/a	n/a	n/a	n/a	n/a	n/a	n/a	n/a	n/a	n/a	n/a	n/a	n/a	n/a	R 135 000	Own	
26	Upgrading of Julesburg sport facility	01/07/2014	30/06/2015	n/a	n/a	n/a	n/a	n/a	n/a	n/a	n/a	n/a	n/a	n/a	n/a	n/a	n/a	R 5 072 630	MIG & Own	
28	Upgrading of Burgensdorp sport facility	01/07/2014	30/06/2015	n/a	n/a	n/a	n/a	n/a	n/a	n/a	n/a	n/a	n/a	n/a	n/a	n/a	n/a	R 3 000 000	MIG & Own	
ALL	Purchase office furniture and Equipment for the Engineering Services department	01/07/2014	30/06/2016	n/a	n/a	n/a	n/a	n/a	n/a	n/a	n/a	n/a	n/a	n/a	n/a	n/a	n/a	R 500 000	Own	
<b>Community Services Department</b>																				
15,16,23,25,27	Purchase furniture and Library equipment	01/07/2013	30/06/2016	R 50 000	R 5 000	R 5 000	R 5 000	R 5 000	R 5 000	R 5 000	R 5 000	R 5 000	R 5 000	R 5 000	R 5 000	R 5 000	R 5 000	R 500 000	R 500 000	Own
21, 28, 31	Purchase furniture for Nkwankowa and Lerenyeye Community Halls, Julesburg and Burgensdorp Sport Facilities	01/07/2013	30/06/2014	R 100 000	R 10 000	R 10 000	R 10 000	R 10 000	R 10 000	R 10 000	R 10 000	R 10 000	R 10 000	R 10 000	R 10 000	R 10 000	R 10 000	R 100 000	R 100 000	Own
15,16, 23,31	Renovation of Parks -Maritz Street and Extension 13, Lerenyeye, Letselele and Haerensburg	01/07/2013	30/06/2014	R 1 000 000	R 333 333,33	R 333 333,33	R 333 333,33	R -	R -	R -	R -	R -	R -	R -	R -	R -	R -	R 1 000 000	R 1 000 000	MIG & GTM
19	Paving at Nkwankowa DLTC	01/07/2015	30/06/2016	n/a	n/a	n/a	n/a	n/a	n/a	n/a	n/a	n/a	n/a	n/a	n/a	n/a	n/a	R 30 000	Own	
15	Installation of a weigh bridge at Tzaneen DLTC	01/07/2015	30/06/2016	n/a	n/a	n/a	n/a	n/a	n/a	n/a	n/a	n/a	n/a	n/a	n/a	n/a	n/a	R 340 000	Own	
15	2400' concrete floor at Tzaneen Landfill Recycling depot (heavy-duty)	01/07/2015	30/06/2016	n/a	n/a	n/a	n/a	n/a	n/a	n/a	n/a	n/a	n/a	n/a	n/a	n/a	n/a	R 200 000	Own	
All wards	Herbicide Removals Purchasing Bulk bins	01/07/2014	30/06/2015	n/a	n/a	n/a	n/a	n/a	n/a	n/a	n/a	n/a	n/a	n/a	n/a	n/a	n/a	R 50 000	Own	
15	Purchase 1 x Tub-Grinder	01/07/2014	30/06/2015	n/a	n/a	n/a	n/a	n/a	n/a	n/a	n/a	n/a	n/a	n/a	n/a	n/a	n/a	R 1 000 000	Own	
15	Purchase 1 x High Pressure Cleaner	01/07/2014	30/06/2015	n/a	n/a	n/a	n/a	n/a	n/a	n/a	n/a	n/a	n/a	n/a	n/a	n/a	n/a	R 10 000	Own	
15	Purchase of 2 x Chain-saws	01/07/2014	30/06/2015	n/a	n/a	n/a	n/a	n/a	n/a	n/a	n/a	n/a	n/a	n/a	n/a	n/a	n/a	R 10 000	Own	
15	Purchase of 1 x Log-splitter	01/07/2014	30/06/2015	n/a	n/a	n/a	n/a	n/a	n/a	n/a	n/a	n/a	n/a	n/a	n/a	n/a	n/a	R 200 000	Own	
15,16 + 23	Bulk-recycling bins	01/07/2014	30/06/2015	n/a	n/a	n/a	n/a	n/a	n/a	n/a	n/a	n/a	n/a	n/a	n/a	n/a	n/a	R 180 000	Own	
All wards	Bulk Container	01/07/2014	30/06/2015	n/a	n/a	n/a	n/a	n/a	n/a	n/a	n/a	n/a	n/a	n/a	n/a	n/a	n/a	R 75 000	Own	
21	Installation of a security system at Nkwankowa offices	01/07/2015	30/06/2016	n/a	n/a	n/a	n/a	n/a	n/a	n/a	n/a	n/a	n/a	n/a	n/a	n/a	n/a	R 100 000	Own	
31	Installation of a security system at Lerenyeye offices	01/07/2015	30/06/2016	n/a	n/a	n/a	n/a	n/a	n/a	n/a	n/a	n/a	n/a	n/a	n/a	n/a	n/a	R 100 000	Own	
16	Installation of a security system at Haerensburg offices	01/07/2015	30/06/2016	n/a	n/a	n/a	n/a	n/a	n/a	n/a	n/a	n/a	n/a	n/a	n/a	n/a	n/a	R 100 000	Own	
23	Installation of a security system at Letselele offices	01/07/2015	30/06/2016	n/a	n/a	n/a	n/a	n/a	n/a	n/a	n/a	n/a	n/a	n/a	n/a	n/a	n/a	R 100 000	Own	
<b>Planning and Economic Development</b>																				
18	Establishment of Lerenyeye Cemetery	01/07/2013	30/06/2014	R 1 250 000	R 0	R 0	R 300 000	R 0	R 0	R 300 000	R 0	R 0	R 0	R 0	R 0	R 0	R 350 000	R 0	Own	
Civic Centre	Purchase office furniture and Equipment for the PED department	01/07/2013	30/06/2016	R 40 000	R 0	R 0	R 0	R 0	R 0	R 0	R 40 000	R 0	R 0	R 0	R 0	R 0	R 0	R 0	R 500 000	Own
14	Acquisition of land at Palto (residential)	01/07/2014	30/06/2016	R 1 000 000	R 0	R 0	R 0	R 0	R 0	R 0	R 0	R 0	R 0	R 0	R 0	R 0	R 1 000 000	R 0	Own	
15	Talana Hostel programme	01/07/2013	30/06/2016	n/a	n/a	n/a	n/a	n/a	n/a	n/a	n/a	n/a	n/a	n/a	n/a	n/a	n/a	R 500 000	Own	
16	Acquisition of land at Tzaneen (Residential)	01/07/2015	30/06/2016	n/a	n/a	n/a	n/a	n/a	n/a	n/a	n/a	n/a	n/a	n/a	n/a	n/a	n/a	R 4 000 000	Own	
19	Acquisition of land at Nkwankowa (Cemetery)	01/07/2014	30/06/2016	n/a	n/a	n/a	n/a	n/a	n/a	n/a	n/a	n/a	n/a	n/a	n/a	n/a	n/a	R 1 000 000	Own	
28	Transfer of state land to GTM (Regional Cemetery)	01/07/2014	30/06/2016	n/a	n/a	n/a	n/a	n/a	n/a	n/a	n/a	n/a	n/a	n/a	n/a	n/a	n/a	R 500 000	Own	
16, 22, 23,24,27, 28, 34	Support for small scale farming Partnership	01/07/2015	30/06/2016	n/a	n/a	n/a	n/a	n/a	n/a	n/a	n/a	n/a	n/a	n/a	n/a	n/a	n/a	R 500 000	Own	
<b>Total</b>				<b>R 169 629 847</b>	<b>R 11 581 888</b>	<b>R 14 952 309</b>	<b>R 20 504 309</b>	<b>R 12 678 888</b>	<b>R 13 478 888</b>	<b>R 14 816 888</b>	<b>R 10 702 363</b>	<b>R 12 082 363</b>	<b>R 18 957 609</b>	<b>R 11 217 442</b>	<b>R 12 444 942</b>	<b>R 16 209 942</b>	<b>R -</b>	<b>R 155 999 516</b>	<b>R 202 725 797</b>	



**ADJUSTED CAPITAL WORKS PLAN 2013/14**

WARD	CAPITAL ITEM	START DATE	END DATE	CAPITAL BUDGET 2013/14	Actual Expenditure						Projected Expenditure						TOTAL EXPENDITURE by 30 JUN '14	Source of Funding	Adjustment status		
					Jul '13	Aug '13	Sep '13	Oct '13	Nov '13	Dec '13	Jan '14	Feb '14	Mar '14	Apr '14	May '14	Jun '14					
<b>Office of the Municipal Manager</b>																					
Civic Center	Purchase office furniture and Equipment for the MM's department	01/07/2013	30/06/2016	R 39 000	R 0	R 0	R 0	R 0	R 3 098.78	R 0	R 0	R 0	R 0	R 0	R 0	R 0	R 0	R 3 098.78	Own	Budget reduced with R370,000	
<b>Office of the Chief Financial Officer</b>																					
Civic Center	Purchase office furniture and Equipment for the CFO's office	01/07/2013	30/06/2016	R 0	R 0	R 0	R 0	R 0	R 0	R 0	R 0	R 0	R 0	R 0	R 0	R 0	R 0	R 0	Own	Removed, Funds diverted with Adjustment Budget	
<b>Corporate Services Department</b>																					
Civic Center	Computers and IT Equipment for the CFO's department	01/07/2013	30/06/2014	R 0	R 0	R 0	R 0	R 0	R 0	R 0	R 0	R 0	R 0	R 0	R 0	R 0	R 0	R 0	Own	Removed, Funds diverted with Adjustment Budget	
Civic Center	Purchase of Laptops	01/07/2013	30/06/2014	R 0	R 0	R 0	R 0	R 0	R 0	R 0	R 0	R 0	R 0	R 0	R 0	R 0	R 0	R 0	Own	Removed, Funds diverted with Adjustment Budget	
Civic Center	Purchase office furniture, equipments and books for the Corporate Services department	01/07/2013	30/06/2016	R 110 500	R 10 460.00	R 13 185.00	R 86 000.00	R 9 468.42	R 0	R 13 053.68	R 0	R 0	R 0	R 0	R 0	R 0	R 0	R 132 167.10	Own	Budget reduced with R120,000	
<b>Electrical Engineering Department</b>																					
17&20	Apollo lights at Dan village	01/07/2013	30/06/2014	R 500 000	R 0	R 0	R 0	R 0	R 0	R 0	R 0	R 0	R 0	R 0	R 0	R 0	R 500 000	R 500 000	Own	No adjustment	
10	Apollo lights at Motupa village	01/07/2013	30/06/2014	R 500 000	R 0	R 0	R 0	R 0	R 0	R 0	R 0	R 0	R 0	R 0	R 0	R 0	R 500 000	R 500 000	Own	No adjustment	
3	Apollo lights at Nyagelani (Radoo) village	01/07/2013	30/06/2014	R 500 000	R 0	R 0	R 0	R 0	R 0	R 0	R 0	R 0	R 0	R 0	R 0	R 0	R 500 000	R 500 000	Own	No adjustment	
29	Apollo lights at Ticklyline village	01/07/2013	30/06/2014	R 500 000	R 0	R 0	R 0	R 0	R 0	R 0	R 0	R 0	R 0	R 0	R 0	R 0	R 500 000	R 500 000	Own	No adjustment	
7	Apollo lights at Moruji	01/07/2013	30/06/2014	R 500 000	R 0	R 0	R 0	R 0	R 0	R 0	R 0	R 0	R 0	R 0	R 0	R 0	R 500 000	R 500 000	Own	No adjustment	
ALL	Purchase electrical equipment	01/07/2013	30/06/2014	R 25 000	R 0	R 0	R 0	R 0	R 0	R 0	R 0	R 0	R 0	R 0	R 0	R 0	R 25 000	R 25 000	Own	No adjustment	
ALL	Service Contribution	01/07/2013	30/06/2014	R 15 000 000	R 0	R 805 428	R 65 162	R 636 599	R 129 758	R 706 326	R 1 950 401	R 2 500 000	R 2 500 000	R 2 500 000	R 2 500 000	R 706 326	R 15 000 000	R 15 000 000	Own	No adjustment	
ALL	Energy efficiency and demand	01/07/2013	30/06/2014	R 7 000 000	R 0	R 0	R 0	R 0	R 150 000	R 92 234.44	R 100 000	R 231 956	R 0	R 2 425 810	R 2 000 000	R 2 000 000	R 7 000 000	R 7 000 000	DOE	Adjustment to DORA increased budget with R2m	
16	Rebuilding of Lines-Atherstone sub -redbank and Enslin (12km)	01/07/2013	30/06/2014	R 2 160 000	R 0	R 0	R 0	R 0	R 0	R 0	R 0	R 0	R 1 080 000	R 0	R 0	R 1 080 000	R 2 160 000	R 2 160 000	Own	No adjustment	
14/15	Electricity capacity building - Avis old SAR to Power station	01/07/2013	30/06/2014	R 2 000 000	R 0	R 0	R 0	R 0	R 0	R 0	R 0	R 0	R 0	R 1 000 000	R 1 000 000	R 1 000 000	R 2 000 000	R 2 000 000	Own	Funds reduced with adjustment	
16	SAB Re-routing of HT Cable NERSA Audit	01/07/2013	30/06/2014	R 800 000	R 62 434	R 0	R 1 182	R 168 155	R 0	R 0	R 0	R 0	R 388 000	R 0	R 0	R 200 000	R 819 771	R 819 771	Own	No adjustment	
ALL	Renewal repairs and Maintenance on airconditioners	01/07/2013	30/06/2014	R 40 000	R 0	R 0	R 0	R 0	R 0	R 0	R 0	R 0	R 0	R 0	R 0	R 40 000	R 40 000	R 40 000	Own	No adjustment	
ALL	Renewal Repairs and Maintenance on distribution network	01/07/2013	30/06/2014	R 3 000 000	R 10 954	R 228 716	R 144 783	R 526 446	R 652 413	R 562 190	R 500 000	R 0	R 0	R 174 500	R 200 000	R 0	R 3 000 002	R 3 000 002	Own	No adjustment	
13,14,15	Renewal, Repairs and Maintenance on pre paid meters	01/07/2013	30/06/2014	R 500 000	R 0	R 0	R 0	R 0	R 0	R 0	R 497 000	R 0	R 0	R 0	R 0	R 3 000	R 500 000	R 500 000	Own	No adjustment	
ALL	Installation of New Automatic reclosers	01/07/2013	30/06/2014	R 300 000	R 0	R 0	R 0	R 0	R 0	R 0	R 0	R 0	R 0	R 0	R 0	R 300 000	R 300 000	R 300 000	Own	No adjustment	
14	Electricity capacity building - Cable network renewal	01/07/2013	30/06/2014	R 0	R -	R -	R -	R -	R -	R -	R -	R -	R -	R -	R -	R -	R -	R -	R -	Own	Removed, Funds diverted with Adjustment Budget
15	New Double garage to house protection equipment	01/07/2013	30/06/2014	R 150 000	R 0	R 0	R 0	R 0	R 0	R 0	R 0	R 0	R 0	R 0	R 0	R 0	R 150 000	R 150 000	Own	No adjustment	
	Splitmeters (Mbekwana electrification)	01/07/2013	30/06/2014	R 4 500 000	R 0	R 0	R 0	R 0	R 0	R 0	R 0	R 0	R 0	R 1 800 000	R 1 350 000	R 1 350 000	R 4 500 000	R 4 500 000		Funds allocated with adjustment budget	

**ADJUSTED CAPITAL WORKS PLAN 2013/14**

WARD	CAPITAL ITEM	START DATE	END DATE	CAPITAL BUDGET 2013/14	Actual Expenditure						Projected Expenditure						TOTAL EXPENDITURE by 30 JUN '14	Source of Funding	Adjustment status	
					Jul '13	Aug '13	Sep '13	Oct '13	Nov '13	Dec '13	Jan '14	Feb '14	Mar '14	Apr '14	May '14	Jun '14				
Civic Center	Purchase office furniture and equipment for the Electrical Engineering Department	01/07/2013	30/06/2016	R	R 0	R 0	R 0	R 0	R 0	R 0	R 0	R 0	R 0	R 0	R 0	R 0	R 0	R 0	Own	Adjustment budget removed funding
<b>Engineering Services Department</b>																				
21&24	Sasekani to Nkowankowa D Tar Road	01/07/2013	30/06/2014	R 21 750 094	R 0	R 0	R 0	R 0	R 0	R 2 039 857	R 4 107 801	R 1 272 444	R 1 721 008	R 4 107 801	R 4 107 801	R 9 107 803	R 26 464 514.56	MIG & GTM	No adjustment	
25	Mafarana, Ntsako, Bonn to Sedan Tar Road	01/07/2013	30/06/2014	R 25 445 601	R 446 551	R 0	R 1 027 656	R 1 434 357	R 1 604 732	R 2 244 610	R 2 499 049	R 0	R 3 215 648	R 4 008 297	R 4 008 297	R 4 008 297	R 24 497 494	MIG & GTM	Increased with adjustment	
21	Nkowankowa C - Ring Road	01/07/2013	30/06/2014	R 3 500 000	R 0	R 0	R 0	R 0	R 0	R 0	R 0	R 0	R 0	R 0	R 0	R 3 500 000	R 3 500 000	NDPG	R1.5 plus R2m rollover	
3	Ramotshinyadi Bridge	01/07/2013	30/06/2014	R 11 677 911	R 1 692 608	R 1 865 519	R 1 247 366	R 1 741 861	R 149 631	R 74 988	R 924 789	R 1 694 333	R 788 363	R 749 226	R 749 226	R 0	R 11 677 910.00	MIG & GTM	Reduced with adjustment	
14	Agatha street (Tzaneen) Refurbishment	01/07/2013	30/06/2014	R 625 000	R 0	R 0	R 0	R 0	R 0	R 0	R 0	R 0	R 0	R 0	R 300 000	R 325 000	R 625 000	Own	Funding reduced with adjustment	
14	Sapekoe drive (Tzaneen) Refurbishment - phase 1	01/07/2013	30/06/2014	R 625 000	R 0	R 0	R 0	R 0	R 0	R 0	R 0	R 0	R 0	R 0	R 300 000	R 325 000	R 625 000	Own	Funding reduced with adjustment	
21	Khaya street (Nkowankowa) Refurbishment - phase 1	01/07/2013	30/06/2014	R 625 000	R 0	R 0	R 0	R 0	R 0	R 0	R 0	R 0	R 0	R 0	R 300 000	R 325 000	R 625 000	Own	Funding reduced with adjustment	
21	Bankuna street (Nkowankowa) Refurbishment - phase 1	01/07/2013	30/06/2014	R 625 000	R 0	R 0	R 0	R 0	R 0	R 0	R 0	R 0	R 0	R 0	R 300 000	R 325 000	R 625 000	Own	Funding reduced with adjustment	
1	Senakwe (Mantswa) Tar Morapalala Tar	01/07/2013	30/06/2014	R 19 921 851	R 0	R 0	R 3 574 817	R 0	R 1 910 627	R 0	R 0	R 1 547 172	R 814 230	R 3 631 286	R 3 631 286	R 3 631 286	R 18 740 704	GTM & MIG	Reduced with adjustment	
7&11	Thapane to Moruji Tar	01/07/2013	30/06/2014	R 15 484 031	R 0	R 0	R 0	R 0	R 0	R 0	R 0	R 1 988 354	R 1 546 319	R 3 983 119	R 3 983 119	R 3 983 119	R 15 484 030	GTM & MIG	Reduced with adjustment	
ALL	Rural Household Infrastructure Grant (Sanitation)	01/07/2013	30/06/2016		R 0	R 0	R 0	R 0	R 0	R 0	R 0	R 0	R 0	R 0	R 0	R 0	R 0	R 0	NT	Removed with adjustment, funds transferred to MDM
3	Remotshinyadi Road	01/07/2013	30/06/2016	R 12 497 615	R 2 418 588	R 6 066 151	R 0	R 0	R 4 013 176	R 0	R 0	R 0	R 0	R 0	R 0	R 0	R 12 497 615	R 12 497 615	Own	New Project included in the Adjustment budget
15	Claude Wheatly Road	01/07/2013	30/06/2016	R 13 143 296	R 1 848 336	R 2 384 473	R 550 315.00	R 0	R 0	R 0	R 0	R 0	R 1 376 051	1 495 610	1 100 000	R 0	R 13 143 296	R 13 143 296	Own	Project included in the Adjustment budget. R5 734 560 already spent in 12/13 budget
	Matupa Low Level bridge	01/07/2013	30/06/2014	R 1 025 000	R 0	R 0	R 0	R 0	R 0	R 0	R 0	R 317 298	R 0	R 200 000	R 307 800	R 200 000	R 1 025 098	Own	New Project included in the Adjustment budget	
9	Thako to Sefolwe low level bridge	01/07/2013	30/06/2014	R 950 000	R 0	R 0	R 0	R 0	R 0	R 0	R 0	R 379 105	R 0	R 150 000	R 220 000	R 200 000	R 949 105	Own	New Project included in the Adjustment budget	
9	Mopye Local Level bridge	01/07/2013	30/06/2014	R 1 380 000	R 0	R 0	R 0	R 0	R 0	R 0	R 0	R 221 593	R 0	R 258 405	R 500 000	R 400 000	R 1 379 998	Own	New Project included in the Adjustment budget	
14	Politsi Low Level bridge	01/07/2013	30/06/2014	R 2 200 000	R 0	R 0	R 0	R 0	R 0	R 0	R 0	R 153 676	R 0	R 350 000	R 1 000 000	R 690 000	R 2 193 676	Own	New Project included in the Adjustment budget	
8	Rikhotso, Khwekhwe, Mokonyane and Mawa Block 12 low level bridges	01/07/2013	30/06/2014	R 2 000 000	R 0	R 0	R 0	R 0	R 0	R 0	R 0	R 0	R 100 000	R 0	R 900 000	R 1 000 000	R 2 000 000	Own	New Project included in the Adjustment budget	
31	Lenynye Cemetery Road	01/07/2013	30/06/2014	R 2 000 000	R 0	R 0	R 0	R 0	R 0	R 0	R 0	R 0	R 0	R 600 000	R 1 000 000	R 400 000	R 2 000 000	Own	New Project included in the Adjustment budget	

**ADJUSTED CAPITAL WORKS PLAN 2013/14**

WARD	CAPITAL ITEM	START DATE	END DATE	CAPITAL BUDGET 2013/14	Actual Expenditure						Projected Expenditure						TOTAL EXPENDITURE by 30 JUN '14	Source of Funding	Adjustment status	
					Jul '13	Aug '13	Sep '13	Oct '13	Nov '13	Dec '13	Jan '14	Feb '14	Mar '14	Apr '14	May '14	Jun '14				
All	Water Tankers and TLBs	01/07/2013	30/06/2014	R 1 656 704	R 0	R 0	R 0	R 0	R 0	R 0	R 0	R 0	R 0	R 0	R 0	R 0	R 1 656 704	R 1 656 704	Own	New Project included in the Adjusted budget
All	Purchase a vehicle for the Speaker	01/07/2013	30/06/2014	R 480 000	R 0	R 0	R 0	R 0	R 0	R 0	R 0	R 0	R 0	R 0	R 0	R 0	R 480 000	R 480 000	Own	No adjustment
Civic Centre	Construction of a new carport at the Museum	01/07/2013	30/06/2014	R 100 000	R 0	R 0	R 0	R 0	R 0	R 0	R 0	R 0	R 0	R 0	R 0	R 0	R 100 000	R 100 000	Own	No adjustment
Civic Centre	Provision of parking at Waste Management offices	01/07/2013	30/06/2014	R 10 000	R 0	R 0	R 0	R 0	R 0	R 0	R 0	R 0	R 0	R 0	R 0	R 0	R 10 000	R 10 000	Own	No adjustment
19	Expansion of storage facility at Nkowankowa Testing Station and shelves	01/07/2013	30/06/2014	R 40 000	R 0	R 0	R 0	R 0	R 0	R 0	R 0	R 0	R 0	R 0	R 0	R 0	R 40 000	R 40 000	Own	No adjustment
15	Convert H.C.R.W. storeroom into office/conference room in Tzaneen	01/07/2013	30/06/2014	R 100 000	R 0	R 0	R 0	R 0	R 0	R 0	R 0	R 0	R 0	R 0	R 0	R 0	R 100 000	R 100 000	Own	No adjustment
Civic Centre	Upgrading and extension of trade license office	01/07/2013	30/06/2014	R 40 000	R 0	R 0	R 0	R 0	R 0	R 0	R 0	R 0	R 0	R 0	R 0	R 0	R 40 000	R 40 000	Own	No adjustment
15	Partitioning of Tourism Centre	01/07/2013	30/06/2014	R 250 000	R 0	R 0	R 0	R 0	R 0	R 0	R 0	R 0	R 0	R 0	R 0	R 0	R 250 000	R 250 000	Own	No adjustment
15	Renovation of Municipal Swimming Pool in Tzaneen	01/07/2013	30/06/2014	R 6 892 000	R 0	R 0	R 0	R 0	R 0	R 0	R 0	R 0	R 1 800 000	R 2 546 000	R 2 546 000	R 6 892 000	R 6 892 000	MIG & GTM	Increased with adjustment	
31	Upgrading of Lenyenye Stadium	01/07/2013	30/06/2014	R 6 000 000	R 0	R 0	R 0	R 0	R 0	R 0	R 0	R 0	R 1 500 000	R 2 250 000	R 2 250 000	R 6 000 000	R 6 000 000	MIG & GTM	Increased with adjustment	
19	Upgrading of Nkowankowa Stadium	01/07/2013	30/06/2014	R 2 000 000	R 172 772	R 0	R 0	R 0	R 0	R 0	R 0	R 0	R 0	R 0	R 0	R 0	R 172 772.00	R 172 772.00	MIG & GTM	Removed with adjustment
All	Purchase Survey Equipment	01/07/2013	30/06/2014	R 0	R 0	R 0	R 0	R 0	R 0	R 0	R 0	R 0	R 0	R 0	R 0	R 0	R 0	R 0	Own	Funds diverted with Adjustment Budget
All	Purchase generators	01/07/2013	30/06/2014	R 0	R 0	R 0	R 0	R 0	R 0	R 0	R 0	R 0	R 0	R 0	R 0	R 0	R 0	R 0	Own	Funds diverted with Adjustment Budget
All	Purchase welding machines	01/07/2013	30/06/2014	R 0	R 0	R 0	R 0	R 0	R 0	R 0	R 0	R 0	R 0	R 0	R 0	R 0	R 0	R 0	Own	Funds diverted with Adjustment Budget
All	Purchase Diesel bowser	01/07/2013	30/06/2014	R 0	R 0	R 0	R 0	R 0	R 0	R 0	R 0	R 0	R 0	R 0	R 0	R 0	R 0	R 0	Own	Funds diverted with Adjustment Budget
All	Purchase 2 Chain Saws	01/07/2013	30/06/2014	R 0	R 0	R 0	R 0	R 0	R 0	R 0	R 0	R 0	R 0	R 0	R 0	R 0	R 0	R 0	Own	Funds diverted with Adjustment Budget
All	Replacement of small tools	01/07/2013	30/06/2014	R 0	R 0	R 0	R 0	R 0	R 0	R 0	R 0	R 0	R 0	R 0	R 0	R 0	R 0	R 0	Own	Funds diverted with Adjustment Budget
All	Hawkers esplanades in rural areas	01/07/2013	30/06/2014	R 0	R 0	R 0	R 0	R 0	R 0	R 0	R 0	R 0	R 0	R 0	R 0	R 0	R 0	R 0	MIG & Own	Funds diverted with Adjustment Budget
15	Hawkers esplanades in Tzaneen	01/07/2013	30/06/2014	R 0	R 0	R 0	R 0	R 0	R 0	R 0	R 0	R 0	R 0	R 0	R 0	R 0	R 0	R 0	Own	Funds diverted with Adjustment Budget
tbd (Relela cluster)	Construction of a new community hall at Relela Cluster	01/07/2014	30/06/2015	R 0	R 0	R 0	R 0	R 0	R 0	R 0	R 0	R 0	R 0	R 0	R 0	R 0	R 0	R 0	MIG & GTM	Funds diverted with Adjustment Budget
Civic Centre	Purchase and Installation of Air conditioners for the Corporate Services department	01/07/2013	30/06/2014	R 66 000	R 0	R 0	R 0	R 0	R 0	R 0	R 0	R 0	R 0	R 0	R 0	R 0	R 0	R 0	Own	No adjustment
<b>Community Services Department</b>																				
15,16,23,25,27	Purchase furniture and Library equipment	01/07/2013	30/06/2016	R 0	R 0	R 0	R 0	R 0	R 0	R 0	R 0	R 0	R 0	R 0	R 0	R 0	R 0	R 0	Own	Funds diverted with Adjustment Budget
21, 28, 31	Purchase furniture for Nkowankowa and Lenyenye Community Halls, Julesburg and Burgersdorp Sport Facilities	01/07/2013	30/06/2014	R 0	R 0	R 0	R 0	R 0	R 0	R 0	R 0	R 0	R 0	R 0	R 0	R 0	R 0	R 0	Own	Funds diverted with Adjustment Budget
15,16, 23,31	Renovation of Parks -Maritz Street and Extension 13, Lenyenye, Letsitele and Haenertsburg	01/07/2013	30/06/2014	R 1 000 000	R 0	R 0	R 0	R 0	R 0	R 0	R 0	R 0	R 0	R 0	R 0	R 0	R 0	R 0	MIG & GTM	No adjustment

**ADJUSTED CAPITAL WORKS PLAN 2013/14**

WARD	CAPITAL ITEM	START DATE	END DATE	CAPITAL BUDGET 2013/14	Actual Expenditure						Projected Expenditure						TOTAL EXPENDITURE by 30 JUN '14	Source of Funding	Adjustment status
					Jul '13	Aug '13	Sep '13	Oct '13	Nov '13	Dec '13	Jan '14	Feb '14	Mar '14	Apr '14	May '14	Jun '14			
<b>Planning and Economic Development</b>																			
18	<i>Establishment of Lenyenye Cemetery</i>	01/07/2013	30/06/2014	R 1 250 000	R 0	R 0	R 16 900.00	R -	R -	R -	R 0	R 0	R 0	R 0	R 0	R 0	R 16 900.00	Own	No adjustment
Civic Centre	<i>Purchase office furniture and Equipment for the PED department</i>	01/07/2013	30/06/2016	R 0	R 0	R 0	R -	R 3 756	R 3 500	R 0	R 0	R 0	R 0	R 0	R 0	R 0	R 7 256.00	Own	Funds diverted with Adjustment Budget
14	<i>Acquisition of land at Politsi (residential)</i>	01/07/2014	30/06/2016	R 1 000 000	R 0	R 0	R 0	R -	R -	R 877 193	R 0	R 0	R 0	R 0	R 0	R 0	R 877 193.00	Own	No adjustment
<b>Total</b>				<b>R 194 484 603</b>	<b>R 2 395 779</b>	<b>R 2 912 848</b>	<b>R 6 163 866</b>	<b>R 4 516 886</b>	<b>R 4 604 016</b>	<b>R 6 613 952</b>	<b>R 10 579 040</b>	<b>R 10 305 931</b>	<b>R 13 529 619</b>	<b>R 29 734 054</b>	<b>R 34 553 529</b>	<b>R 45 247 535</b>	<b>R 192 826 605</b>		

**CAPITAL WORKS PLAN 2013/14 - ACTUAL EXPENDITURE**

WARD	CAPITAL ITEM	START DATE	END DATE	CAPITAL BUDGET 2013/14	Actual Expenditure												TOTAL EXPENDITURE by 30 March 2014	Source of Funding
					Jul '13	Aug '13	Sep '13	Oct '13	Nov '13	Dec '13	Jan '14	Feb '14	Mar '14	Apr '14	May '14	Jun '14		
<b>Office of the Municipal Manager</b>																		
Civic Center	Purchase office furniture and Equipment for the MM's department	01/07/2013	30/06/2016	R 39 000	R 0	R 0	R 0	R 0	R 3 098.78	R 0	R 0	R 0	R 0	R 0	R 0	R 0	R 3 099	Own
<b>Corporate Services Department</b>																		
Civic Center	Purchase office furniture, equipment and books for the Corporate Services department	01/07/2013	30/06/2016	R 110 500	R 10 460.00	R 13 185.00	R 86 000.00	R 9 468.42	R 0	R 13 053.68	R 2 838	R 21 231	R 1 572	R 0	R 918	R 0	R 158 726.10	Own
<b>Electrical Engineering Department</b>																		
17&20	Apollo lights at Dan village	01/07/2013	30/06/2014	R 500 000	R 0	R 0	R 0	R 0	R 0	R 0	R 0	R 0	R 0	R 0	R 0	R 0	R 0	Own
10	Apollo lights at Motupa village	01/07/2013	30/06/2014	R 500 000	R 0	R 0	R 0	R 0	R 0	R 0	R 0	R 0	R 0	R 0	R 0	R 0	R 0	Own
3	Apollo lights at Nyagelani (Radoo) village	01/07/2013	30/06/2014	R 500 000	R 0	R 0	R 0	R 0	R 0	R 0	R 0	R 0	R 0	R 0	R 0	R 0	R 0	Own
29	Apollo lights at Tickyline village	01/07/2013	30/06/2014	R 500 000	R 0	R 0	R 0	R 0	R 0	R 0	R 0	R 0	R 0	R 0	R 0	R 0	R 0	Own
7	Apollo lights at Moruji	01/07/2013	30/06/2014	R 500 000	R 0	R 0	R 0	R 0	R 0	R 0	R 0	R 0	R 0	R 0	R 0	R 0	R 0	Own
ALL	Purchase electrical equipment	01/07/2013	30/06/2014	R 25 000	R 0	R 0	R 0	R 0	R 0	R 0	R 0	R 0	R 0	R 0	R 0	R 0	R 0	Own
ALL	Service Contribution	01/07/2013	30/06/2014	R 15 000 000	R 0	R 805 428	R 65 162	R 636 599	R 129 758	R 706 326	R 565 011	R -	R 366 530	R 32 408	R 33 110	R 1 631 149	R 4 971 481	Own
ALL	Energy efficiency and demand	01/07/2013	30/06/2014	R 7 000 000	R 0	R 0	R 0	R 0	R 150 000	R 92 234.44	R 0	R 0	R 0	R 0	R 0	R 257 374	R 499 608	DOE
16	Rebuilding of Lines-Atherstone sub -redbank and Enslin (12km)	01/07/2013	30/06/2014	R 2 160 000	R 0	R 0	R 0	R 0	R 0	R 0	R 166 112	R 1 371	R 49 269	R 0	R 496 725	R 0	R 713 477	Own
14/15	Electricity capacity building - Avis old SAR to Power station	01/07/2013	30/06/2014	R 2 000 000	R 0	R 0	R 0	R 0	R 0	R 9 353	R 68 290	R 0	R 0	R 0	R 0	R 0	R 77 643	Own
16	SAB Re-routing of HT Cable NERSA Audit	01/07/2013	30/06/2014	R 800 000	R 62 434	R 0	R 1 182	R 168 155	R 0	R 0	R 465 000	R 0	R -	R 0	R 0	R -465 000	R 231 771	Own
ALL	Renewal repairs and Maintenance on airconditioners	01/07/2013	30/06/2014	R 40 000	R 0	R 0	R 0	R 0	R 0	R 0	R 0	R 0	R 0	R 0	R 0	R 0	R 0	Own
ALL	Renewal Repairs and Maintenance on distribution network	01/07/2013	30/06/2014	R 3 000 000	R 10 954	R 228 716	R 144 783	R 526 446	R 652 413	R 562 190	R 273 984	R 126 365	R 204 931	R 127 460	R 106 275	R 19 073	R 2 983 590	Own
13,14,15	Renewal, Repairs and Maintenance on pre paid meters	01/07/2013	30/06/2014	R 500 000	R 0	R 0	R 0	R 0	R 0	R 1 385	R 3 211	R 916	R 0	R 0	R 0	R 7 900	R 13 412	Own
ALL	Installation of New Automatic reclosers	01/07/2013	30/06/2014	R 300 000	R 0	R 0	R 0	R 0	R 0	R 0	R 0	R 0	R 0	R 0	R 0	R 0	R 0	Own
15	New Double garage to house protection equipment	01/07/2013	30/06/2014	R 150 000	R 0	R 0	R 0	R 0	R 0	R 0	R 0	R 0	R 0	R 0	R 0	R 0	R 0	Own
	Spillmeters (Mbekwana electrification)	01/07/2013	30/06/2014	R 4 500 000	R 0	R 0	R 0	R 0	R 0	R 0	R 0	R 0	R 0	R 0	R 0	R 0	R 0	Own
<b>Engineering Services Department</b>																		
21&24	Sasekani to Nkawkowa D Tar Road	01/07/2013	30/06/2014	R 21 750 094	R 0	R 0	R 0	R 0	R 0	R 2 039 857	R 0	R 1 116 179	R 0	R 2 834 467	R 0	R 1 916 527	R 7 907 030	MIG & GTM
25	Mafarana, Ntsako, Bonn to Sedan Tar Road	01/07/2013	30/06/2014	R 25 445 601	R 446 551	R 0	R 1 027 656	R 1 434 357	R 1 604 732	R 2 244 610	R 0	R 0	R 2 817 752	R 1 254 789	R 1 023 604	R 733 464	R 12 587 515	MIG & GTM
21	Nkawkowa C - Ring Road	01/07/2013	30/06/2014	R 3 500 000	R 0	R 0	R 0	R 0	R 0	R 0	R 0	R 0	R 0	R 0	R 0	R 0	R 0	NDPG
3	Ramotshinyadi Bridge	01/07/2013	30/06/2014	R 11 677 911	R 1 692 608	R 1 865 519	R 1 247 366	R 1 741 861	R 149 631	R 74 988	R 0	R 913 165	R 1 486 257	R 801 627	R 0	R 2 379 491	R 11 677 910.00	MIG & GTM
14	Agatha street (Tzaneen) Refurbishment	01/07/2013	30/06/2014	R 625 000	R 0	R 0	R 0	R 0	R 0	R 0	R 0	R 0	R 0	R 3 311 612	R 584 244	R 0	R 3 895 856	Own
14	Sapekoe drive (Tzaneen) Refurbishment - phase 1	01/07/2013	30/06/2014	R 625 000	R 0	R 0	R 0	R 0	R 0	R 0	R 0	R 0	R 0	R 0	R 0	R 0	R 0	Own
21	Khaya street (Nkawkowa) Refurbishment - phase 1	01/07/2013	30/06/2014	R 625 000	R 0	R 0	R 0	R 0	R 0	R 0	R 0	R 0	R 0	R 0	R 0	R 0	R 0	Own
21	Bankuna street (Nkawkowa) Refurbishment - phase 1	01/07/2013	30/06/2014	R 625 000	R 0	R 0	R 0	R 0	R 0	R 0	R 0	R 0	R 0	R 0	R 0	R 0	R 0	Own
1	Senakwe (Mantswa) Tar Morapalala Tar	01/07/2013	30/06/2014	R 19 921 851	R 0	R 0	R 3 574 817	R 0	R 1 910 627	R 0	R 0	R 0	R 1 474 069	R 651 524	R 0	R 1 233 224	R 8 844 261	GTM & MIG
7&11	Thapane to Moruji Tar	01/07/2013	30/06/2014	R 15 484 031	R 0	R 0	R 0	R 0	R 0	R 0	R 0	R 0	R 0	R 1 356 420	R 1 997 619	R 2 845 012	R 6 199 051	GTM & MIG
3	Ramotshinyadi Road	01/07/2013	30/06/2016	R 12 497 615	R 2 418 588	R 6 066 151	R 0	R 0	R 4 013 176	R 0	R 11 558	R 0	R 0	R 0	R 0	R 0	R 12 509 473	Own
15	Claude Wheatly Road	01/07/2013	30/06/2016	R 13 143 296	R 1 848 336	R 2 384 473	R 550 315.00	R 0	R 0	R 0	R 0	R 436 510	-4 196	R 0	R 0	R 0	R 13 143 296	Own
	Matupa Low Level bridge	01/07/2013	30/06/2014	R 1 025 000	R 0	R 0	R 0	R 0	R 0	R 0	R 0	R 0	R 0	R 215 503	R 417 031	R 176 398	R 808 932	Own
9	Thako to Sefelwe low level bridge	01/07/2013	30/06/2014	R 950 000	R 0	R 0	R 0	R 0	R 0	R 0	R 0	R 0	R 0	R 0	R 0	R 260 724	R 260 724	Own
9	Mopye Local Level bridge	01/07/2013	30/06/2014	R 1 380 000	R 0	R 0	R 0	R 0	R 0	R 0	R 0	R 0	R 0	R 158 236	R 261 518	R 124 817	R 544 571	Own
14	Politsi Low Level bridge	01/07/2013	30/06/2014	R 2 200 000	R 0	R 0	R 0	R 0	R 0	R 0	R 0	R 0	R 0	R 417 351	R 0	R 0	R 417 351	Own
8	Rikhotso, Khwekhwe, Mokonyane and Mawa Block 12 low level bridges	01/07/2013	30/06/2014	R 2 000 000	R 0	R 0	R 0	R 0	R 0	R 0	R 0	R 0	R 0	R 0	R 0	R 0	R 0	Own

**CAPITAL WORKS PLAN 2013/14 - ACTUAL EXPENDITURE**

WARD	CAPITAL ITEM	START DATE	END DATE	CAPITAL BUDGET 2013/14	Actual Expenditure												TOTAL EXPENDITURE by 30 March 2014	Source of Funding	
					Jul '13	Aug '13	Sep '13	Oct '13	Nov '13	Dec '13	Jan '14	Feb '14	Mar '14	Apr '14	May '14	Jun '14			
31	Lenyenye Cemetery Road	01/07/2013	30/06/2014	R 2 000 000	R 0	R 0	R 0	R 0	R 0	R 0	R 0	R 0	R 0	R 0	R 0	R 0	R 0	R 0	Own
All	Water Tankers and TLBs	01/07/2013	30/06/2014	R 1 656 704	R 0	R 0	R 0	R 0	R 0	R 0	R 0	R 0	R 0	R 0	R 0	R 0	R 0	R 0	Own
All	Purchase a vehicle for the Speaker	01/07/2013	30/06/2014	R 480 000	R 0	R 0	R 0	R 0	R 0	R 0	R 0	R 0	R 0	R 0	R 0	R 0	R 0	R 0	Own
Civic Centre	Construction of a new carport at the Museum	01/07/2013	30/06/2014	R 100 000	R 0	R 0	R 0	R 0	R 0	R 0	R 0	R 0	R 0	R 0	R 0	R 0	R 0	R 0	Own
Civic Centre	Provision of parking at Waste Management offices	01/07/2013	30/06/2014	R 10 000	R 0	R 0	R 0	R 0	R 0	R 0	R 0	R 0	R 0	R 0	R 0	R 0	R 0	R 0	Own
19	Expansion of storage facility at Nkawkowa Testing Station and shelves	01/07/2013	30/06/2014	R 40 000	R 0	R 0	R 0	R 0	R 0	R 0	R 0	R 0	R 0	R 0	R 0	R 0	R 0	R 0	Own
15	Convert H.C.R.W. storeroom into office/conference room in Tzaneen	01/07/2013	30/06/2014	R 100 000	R 0	R 0	R 0	R 0	R 0	R 0	R 0	R 0	R 0	R 0	R 0	R 0	R 0	R 0	Own
Civic Centre	Upgrading and extension of trade license office	01/07/2013	30/06/2014	R 40 000	R 0	R 0	R 0	R 0	R 0	R 0	R 0	R 0	R 0	R 0	R 0	R 0	R 0	R 0	Own
15	Partitioning of Tourism Centre	01/07/2013	30/06/2014	R 250 000	R 0	R 0	R 0	R 0	R 0	R 0	R 0	R 0	R 0	R 0	R 0	R 0	R 0	R 0	Own
15	Renovation of Municipal Swimming Pool in Tzaneen	01/07/2013	30/06/2014	R 6 892 000	R 0	R 0	R 0	R 0	R 0	R 0	R 0	R 0	R 0	R 0	R 0	R 0	R 0	R 6 892 000	MIG & GTM
31	Upgrading of Lenyenye Stadium	01/07/2013	30/06/2014	R 6 000 000	R 0	R 0	R 0	R 0	R 0	R 0	R 0	R 0	R 1 114 631	R 0	R 0	R 321 805	R 6 000 000	MIG & GTM	
Civic Centre	Purchase and Installation of Air conditioners for the Corporate Services department	01/07/2013	30/06/2014	R 66 000	R 0	R 0	R 0	R 0	R 0	R 0	R 0	R 0	R 0	R 0	R 0	R 0	R 0	R 0	Own
<b>Community Services Department</b>																			
15,16, 23,31	Renovation of Parks -Maritz Street and Extension 13, Lenyenye, Letsitele and Haenertsburg	01/07/2013	30/06/2014	R 1 000 000	R 0	R 0	R 0	R 0	R 0	R 0	R 0	R 0	R 0	R 0	R 0	R 0	R 0	R 0	MIG & GTM
<b>Planning and Economic Development</b>																			
18	Establishment of Lenyenye Cemetery	01/07/2013	30/06/2014	R 1 250 000	R 0	R 0	R 16 900.00	R -	R -	R -	R 0	R 0	R 9 868	R 47 934	R 4 650	R 2 160	R 81 512	Own	
Civic Centre	Purchase office furniture and Equipment for the PED department	01/07/2013	30/06/2016	R 0	R 0	R 0	R 0	R -	R 3 756	R 3 500	R 0	R 7 000	R 1 572	R 0	R 0	R 0	R 15 828	Own	
14	Acquisition of land at Politsi (residential)	01/07/2014	30/06/2016	R 1 000 000	R 0	R 0	R 0	R -	R -	R 877 193	R 0	R 0	R 5 000 000	R 0	R 0	R 0	R 5 877 193	Own	
<b>Total</b>				<b>R 192 484 603</b>	<b>R 6 489 931</b>	<b>R 11 363 472</b>	<b>R 6 714 181</b>	<b>R 4 516 886</b>	<b>R 8 617 192</b>	<b>R 6 613 952</b>	<b>R 1 495 241</b>	<b>R 2 256 812</b>	<b>R 12 963 877</b>	<b>R 11 205 135</b>	<b>R 4 925 694</b>	<b>R 11 444 116</b>	<b>R 107 315 309</b>		

Note: Actual expenditure on projects ,reflected in this report, is preliminary figures as the report was drafted prior to the finalisation of the Annual Financial Statements